



Air Conditioning & Heating

GPH14H

COOLING CAPACITY: 24,000 - 57,500 BTU/H

HEATING CAPACITY: 22,800 - 54,500 BTU/H

PACKAGED HEAT PUMP

2 TO 5 TONS

UP TO 14.5 SEER / 8.0 HSPF



Contents

Nomenclature..... 2

Product Specifications..... 3

Expanded Cooling Data..... 4

Expanded Heating Data..... 16

Airflow Data..... 19

Heat Kit Electrical Data..... 20

Dimensions..... 21

Wiring Diagram..... 22

Accessories..... 23

Standard Features

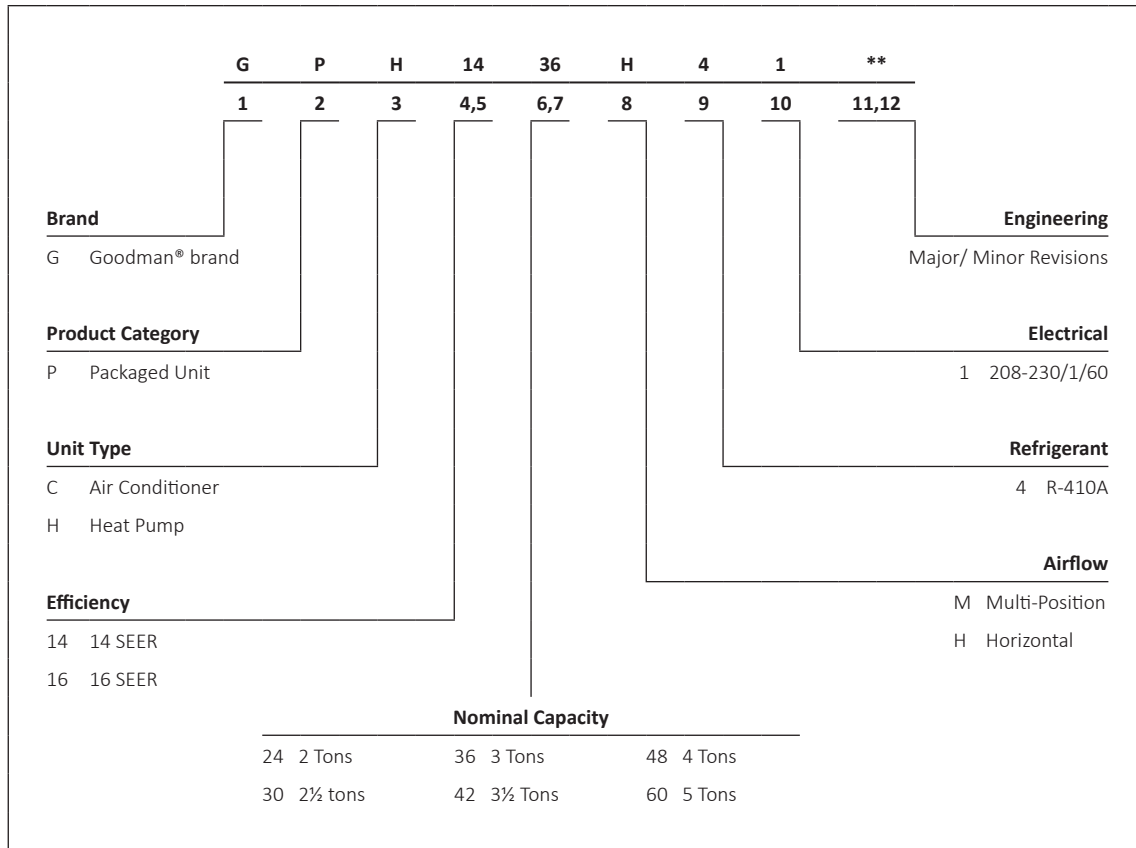
- Energy-efficient scroll compressor
- Multi-speed ECM indoor blower motor
- Quiet horizontal discharge
- All-aluminum evaporator coil
- Copper tube/aluminum fin condenser coil
- Totally enclosed, permanently lubricated condenser fan motor
- Fully charged system
- Electric heat kit available as a field-installed option
- AHRI Certified; ETL Listed

Cabinet Features

- Heavy-gauge galvanized-steel cabinet with Architectural Gray powder-paint finish
- Aluminum foil-facing internal insulation reinforced with fiberglass scrim
- Fully insulated blower compartment with convenient access panels
- Meets cabinet air leakage requirements when tested in accordance with ASHRAE standard 193
- Louvered condenser coil protection
- One footprint for all tonnages



* Complete warranty details available from your local dealer or at www.goodmanmfg.com. To receive the 2-Year Unit Replacement Limited Warranty and 10-Year Parts Limited Warranty, online registration must be completed within 60 days of installation. Online registration is not required in California or Quebec.



	GPH14 24H41D*	GPH14 30H41D*	GPH14 36H41D*	GPH14 42H41E*	GPH14 48H41E*	GPH14 60H41F*
COOLING CAPACITY						
AHRI Cooling Capacity (BTU/h)	24,000	28,400	36,000	40,500	46,000	57,500
Sensible BTU/h	17,800	22,400	27,400	30,000	35,400	41,000
SEER / EER	14.5 / 12.0	14.0 / 12.0	14.0 / 11.5	14.0 / 12.0	14.0 / 12.0	14/12
Decibels	76	76	78	78	80	80
AHRI Numbers	6892375	6892376	6892377	7428307	7428309	9008582
HEATING CAPACITY						
BTU/h (47°F)	22,800	27,600	32,200	37,600	44,000	54,500
C.O.P. (47°F)	3.8	3.8	3.7	3.8	3.8	3.6
BTU/h (17°F)	13,000	15,400	20,400	21,600	26,000	33,800
C.O.P. (17°F)	2.4	2.5	2.4	2.4	2.4	2.5
HSPF	8.0	8.0	8.0	8.0	8.0	8.0
EVAPORATOR MOTOR						
Type	ECM	ECM	ECM	ECM	ECM	ECM
Wheel (D x W)	10 x 8	10 x 8	10 x 8	10 x 8	10 x 8	11x8
Cooling CFM	875	1,050	1,200	1,300	1,600	1,700
Fan-Only CFM	800	950	1,100	1,200	1,400	1,600
RLA	3.8	3.8	3.8	3.8	5.4	5.4
No. of Speeds	5	5	5	5	5	5
Horsepower- RPM	½- 1,050	½- 1,050	½- 1,050	½- 1,050	¾- 1,050	¾- 1,050
EVAPORATOR COIL						
Face Area (ft ²)	5.2	5.2	6.2	6.2	6.2	7
Rows Deep/ Fins per Inch	3/ 14	3/ 14	3/ 14	4/ 14	4/ 14	4/ 14
Indoor Metering Device Size	0.061	0.065	0.068	0.074	0.074	0.086
Filter Size (ft ²)	20 x 20 x 1	20 x 25 x 1	25 x 25 x 1	(2) 20 x 20 x 1	(2) 20 x 20 x 1	(2) 20 x 25 x 1
Drain Size (NPT)	¾"	¾"	¾"	¾"	¾"	¾"
Refrigerant Charge (oz.)	105	105	125	132	170	175
CONDENSER FAN / COIL						
Horsepower- RPM	1/6- 815	1/6- 815	¼- 1075	¼- 1075	¼- 1075	¼- 1075
RLA/LRA	1.1 / 1.7	1.1 / 1.7	1.6 / 3.5	1.4 / 2.9	1.4 / 2.9	1.4 / 2.9
Fan Diameter / # Fan Blades	22 / 3	22 / 3	22 / 4	22 / 4	22 / 4	22 / 4
Face Area (ft ²)	13.4	13.4	17	17	17	19
Outdoor Metering Device Size	0.047	0.047	0.063	0.065	0.065	0.071
Rows Deep/ Fins per Inch	1 / 24	1 / 24	1 / 24	1 / 24	2 / 16	2 / 20
COMPRESSOR						
Quantity / Type / Stage	1 / Scroll / Single	1 / Scroll / Single	1 / Scroll / Single	1 / Scroll / Single	1 / Scroll / Single	1 / Scroll / single
Compressor RLA/LRA	12.8 / 58.3	14.1 / 73	16.7 / 79	17.9 / 112	19.9 / 109	26.4 / 134
ELECTRICAL DATA						
Voltage/ Phase (60 Hz)	208-230/ 1	208-230/ 1	208-230/ 1	208-230/ 1	208-230/ 1	208-230/ 1
Indoor Blower FLA	3.8	3.8	3.8	3.8	5.4	5.4
Outdoor Fan RLA	1.1	1.1	1.6	1.4	1.4	1.4
Total Unit Amps	17.7	19	22.1	23.1	26.7	33.2
Min. Circuit Ampacity ¹	21	23	26.3	28	32	40
Min. Overcurrent Protection (amps) ²	30	35	40	45	50	60
OPERATING WEIGHT (LBS)						
	315	315	375	375	400	400
SHIP WEIGHT (LBS)						
	324	324	387	387	412	412

¹ Wire size should be determined in accordance with National Electrical Codes. Extensive wire runs will require larger wire sizes.

² Must use time-delay fuses or HACR-type circuit breakers of the same size as noted.

Note: Always check the S&R plate for electrical data on the unit being installed.

IDB		OUTDOOR AMBIENT TEMPERATURE																							
		65				75				85				95				105				115			
		59	63	67	71	59	63	67	71	59	63	67	71	59	63	67	71	59	63	67	71	59	63	67	71
70	AIRFLOW	59	63	67	71	59	63	67	71	59	63	67	71	59	63	67	71	59	63	67	71	59	63	67	71
	MBh	23.9	24.8	27.2	-	23.4	24.2	26.5	-	22.8	23.6	25.9	-	22.2	23.1	25.3	-	21.1	21.9	24.0	-	19.6	20.3	22.2	-
	S/T	0.75	0.62	0.43	-	0.77	0.65	0.45	-	0.79	0.66	0.46	-	0.82	0.68	0.47	-	0.85	0.71	0.49	-	0.86	0.72	0.50	-
	Δ T	17	15	11	-	17	15	11	-	17	15	11	-	18	15	12	-	17	15	11	-	16	14	11	-
	KW	1.54	1.57	1.62	-	1.66	1.70	1.75	-	1.77	1.81	1.87	-	1.86	1.91	1.97	-	1.95	1.99	2.06	-	2.02	2.06	2.13	-
	Amps	6.4	6.5	6.7	-	6.8	7.0	7.2	-	7.4	7.6	7.8	-	7.9	8.0	8.3	-	8.3	8.5	8.8	-	8.8	9.0	9.3	-
	HI PR	236	253	268	-	264	284	300	-	301	323	342	-	342	368	389	-	385	414	438	-	425	458	484	-
	LO PR	111	118	129	-	117	125	136	-	122	129	141	-	128	136	148	-	134	143	156	-	139	147	161	-
	MBh	23.2	24.1	26.4	-	22.7	23.5	25.7	-	22.1	22.9	25.1	-	21.6	22.4	24.5	-	20.5	21.3	23.3	-	19.0	19.7	21.6	-
	S/T	0.71	0.59	0.41	-	0.74	0.62	0.43	-	0.76	0.63	0.44	-	0.78	0.65	0.45	-	0.81	0.68	0.47	-	0.82	0.68	0.47	-
Δ T	18	15	12	-	18	16	12	-	18	16	12	-	18	16	12	-	18	16	12	-	17	15	11	-	
KW	1.52	1.56	1.61	-	1.65	1.68	1.74	-	1.75	1.79	1.85	-	1.85	1.89	1.96	-	1.93	1.97	2.04	-	2.00	2.05	2.12	-	
Amps	6.3	6.5	6.6	-	6.8	6.9	7.1	-	7.3	7.5	7.7	-	7.8	8.0	8.2	-	8.3	8.5	8.7	-	8.7	8.9	9.2	-	
HI PR	233	251	265	-	262	282	297	-	298	320	338	-	339	365	385	-	381	410	433	-	421	453	479	-	
LO PR	110	117	127	-	116	123	135	-	120	128	140	-	127	135	147	-	133	141	154	-	137	146	159	-	
MBh	21.4	22.2	24.3	-	20.9	21.7	23.8	-	20.4	21.2	23.2	-	19.9	20.7	22.6	-	18.9	19.6	21.5	-	17.5	18.2	19.9	-	
S/T	0.69	0.57	0.40	-	0.71	0.59	0.41	-	0.73	0.61	0.42	-	0.75	0.63	0.44	-	0.78	0.65	0.45	-	0.79	0.66	0.46	-	
Δ T	18	16	12	-	18	16	12	-	18	16	12	-	19	16	12	-	18	16	12	-	17	15	11	-	
KW	1.49	1.52	1.57	-	1.60	1.64	1.69	-	1.71	1.75	1.81	-	1.80	1.84	1.90	-	1.88	1.92	1.99	-	1.95	1.99	2.06	-	
Amps	6.2	6.3	6.5	-	6.6	6.8	7.0	-	7.1	7.3	7.5	-	7.6	7.8	8.0	-	8.1	8.2	8.5	-	8.5	8.7	9.0	-	
HI PR	226	243	257	-	254	273	288	-	289	311	328	-	329	354	374	-	370	398	420	-	409	440	464	-	
LO PR	106	113	124	-	112	120	131	-	117	124	136	-	123	131	143	-	129	137	149	-	133	142	155	-	

IDB		OUTDOOR AMBIENT TEMPERATURE																							
		65				75				85				95				105				115			
		59	63	67	71	59	63	67	71	59	63	67	71	59	63	67	71	59	63	67	71	59	63	67	71
75	AIRFLOW	59	63	67	71	59	63	67	71	59	63	67	71	59	63	67	71	59	63	67	71	59	63	67	71
	MBh	24.3	25.0	27.1	29.1	23.7	24.5	26.5	28.4	23.2	23.9	25.8	27.7	22.6	23.3	25.2	27.1	21.5	22.1	23.9	25.7	19.9	20.5	22.2	23.8
	S/T	0.85	0.76	0.57	0.37	0.88	0.79	0.60	0.38	0.90	0.81	0.61	0.39	0.93	0.83	0.63	0.41	0.97	0.86	0.65	0.42	0.97	0.87	0.66	0.42
	Δ T	20	18	15	10	20	19	15	10	20	19	15	10	20	19	15	11	20	18	15	10	19	17	14	10
	KW	1.55	1.58	1.64	1.69	1.67	1.71	1.77	1.83	1.78	1.82	1.89	1.95	1.88	1.92	1.99	2.06	1.96	2.01	2.08	2.15	2.03	2.08	2.15	2.23
	Amps	6.4	6.6	6.8	7.0	6.9	7.1	7.3	7.5	7.5	7.6	7.9	8.1	7.9	8.1	8.4	8.7	8.4	8.6	8.9	9.2	8.9	9.1	9.4	9.7
	HI PR	238	256	270	282	267	287	303	316	304	327	345	360	346	372	393	410	389	419	442	461	430	463	488	509
	LO PR	112	119	130	138	118	126	137	146	123	131	143	152	129	137	150	160	135	144	157	167	140	149	163	173
	MBh	23.6	24.3	26.3	28.2	23.1	23.7	25.7	27.6	22.5	23.2	25.1	26.9	22.0	22.6	24.5	26.3	20.9	21.5	23.2	25.0	19.3	19.9	21.5	23.1
	S/T	0.81	0.72	0.55	0.35	0.84	0.75	0.57	0.37	0.86	0.77	0.58	0.37	0.89	0.79	0.60	0.39	0.92	0.82	0.62	0.40	0.93	0.83	0.63	0.40
Δ T	21	19	16	11	21	19	16	11	21	19	16	11	21	19	16	11	21	19	16	11	19	18	15	10	
KW	1.54	1.57	1.62	1.68	1.66	1.70	1.75	1.81	1.77	1.81	1.87	1.93	1.86	1.91	1.97	2.04	1.95	1.99	2.06	2.13	2.02	2.06	2.13	2.21	
Amps	6.4	6.5	6.7	6.9	6.8	7.0	7.2	7.5	7.4	7.6	7.8	8.1	7.9	8.0	8.3	8.6	8.3	8.5	8.8	9.1	8.8	9.0	9.3	9.6	
HI PR	236	253	268	279	264	284	300	313	301	323	342	356	342	368	389	406	385	415	438	457	426	458	484	504	
LO PR	111	118	129	137	117	125	136	145	122	129	141	151	128	136	149	158	134	143	156	166	139	147	161	171	
MBh	21.8	22.4	24.3	26.1	21.3	21.9	23.7	25.5	20.8	21.4	23.2	24.8	20.3	20.9	22.6	24.2	19.3	19.8	21.5	23.0	17.8	18.4	19.9	21.3	
S/T	0.78	0.70	0.53	0.34	0.81	0.72	0.55	0.35	0.83	0.74	0.56	0.36	0.86	0.77	0.58	0.37	0.89	0.80	0.60	0.39	0.90	0.80	0.61	0.39	
Δ T	21	19	16	11	21	20	16	11	21	20	16	11	21	20	16	11	21	19	16	11	20	18	15	10	
KW	1.50	1.53	1.58	1.63	1.62	1.65	1.71	1.77	1.72	1.76	1.82	1.88	1.82	1.86	1.92	1.99	1.90	1.94	2.01	2.08	1.96	2.01	2.08	2.15	
Amps	6.2	6.3	6.5	6.8	6.7	6.8	7.0	7.3	7.2	7.4	7.6	7.9	7.7	7.8	8.1	8.4	8.1	8.3	8.6	8.9	8.6	8.8	9.1	9.4	
HI PR	228	246	260	271	256	276	291	304	292	314	331	346	332	357	377	394	374	402	425	443	413	444	469	489	
LO PR	108	114	125	133	114	121	132	141	118	126	137	146	124	132	144	153	130	138	151	161	134	143	156	166	

IDB = Entering Indoor Dry Bulb Temperature
 High and low pressures are measured at the liquid and suction access fittings.
 Shaded area reflects ACCA (TVA) conditions
 Amps: Unit amps (comp.+ evaporator + condenser fan motors)
 KW = Total system power

IDB		OUTDOOR AMBIENT TEMPERATURE												ENTERING INDOOR WET BULB TEMPERATURE												
		65				75				85				95				105				115				
		59	63	67	71	59	63	67	71	59	63	67	71	59	63	67	71	59	63	67	71	59	63	67	71	
80	AIRFLOW	MBh	24.7	25.3	27.0	28.9	24.2	24.7	26.4	28.2	23.6	24.1	25.8	27.5	23.0	23.5	25.1	26.9	21.9	22.3	23.9	25.5	20.3	20.7	22.1	23.6
		S/T	0.93	0.87	0.71	0.53	0.96	0.90	0.74	0.55	1.00	0.93	0.76	0.56	1.00	0.96	0.78	0.58	1.00	1.00	0.81	0.60	1.00	1.00	0.82	0.61
		Δ T	22	21	18	15	22	22	19	15	23	22	19	15	22	22	19	15	21	22	19	15	19	20	17	14
		KW	1.56	1.60	1.65	1.71	1.69	1.73	1.78	1.84	1.80	1.84	1.90	1.97	1.90	1.94	2.01	2.08	1.98	2.03	2.10	2.17	2.05	2.10	2.17	2.25
		Amps	6.5	6.6	6.8	7.1	7.0	7.1	7.3	7.6	7.5	7.7	7.9	8.2	8.0	8.2	8.4	8.7	8.5	8.7	9.0	9.3	9.0	9.2	9.5	9.8
	955	HI PR	240	259	273	285	270	290	306	320	307	330	349	363	349	376	397	414	393	423	447	466	434	467	493	515
		LO PR	113	120	131	140	119	127	139	148	124	132	144	154	130	139	152	161	137	145	159	169	141	150	164	175
		MBh	24.0	24.6	26.2	28.0	23.5	24.0	25.6	27.4	22.9	23.4	25.0	26.7	22.4	22.8	24.4	26.1	21.2	21.7	23.2	24.8	19.7	20.1	21.5	23.0
		S/T	0.89	0.83	0.68	0.51	0.92	0.86	0.70	0.53	0.94	0.89	0.72	0.54	0.97	0.91	0.74	0.56	1.00	0.95	0.77	0.58	1.00	0.96	0.78	0.58
		Δ T	23	22	19	15	23	22	19	16	23	22	19	16	24	23	20	16	23	22	19	15	21	21	18	14
745	AIRFLOW	KW	1.55	1.58	1.64	1.69	1.67	1.71	1.77	1.83	1.78	1.82	1.89	1.95	1.88	1.92	1.99	2.06	1.96	2.01	2.08	2.15	2.03	2.08	2.15	2.23
		Amps	6.4	6.6	6.8	7.0	6.9	7.1	7.3	7.5	7.5	7.6	7.9	8.1	7.9	8.1	8.4	8.7	8.4	8.6	8.9	9.2	8.9	9.1	9.4	9.7
		HI PR	238	256	270	282	267	287	303	316	304	327	345	360	346	372	393	410	389	419	442	461	430	463	488	510
		LO PR	111	119	130	139	118	126	137	146	123	131	143	152	129	137	150	160	135	144	157	167	140	149	163	173
		MBh	22.2	22.7	24.2	25.9	21.7	22.1	23.6	25.3	21.1	21.6	23.1	24.7	20.6	21.1	22.5	24.1	19.6	20.0	21.4	22.9	18.2	18.6	19.8	21.2
	955	S/T	0.86	0.80	0.65	0.49	0.89	0.83	0.68	0.51	0.91	0.85	0.69	0.52	0.94	0.88	0.72	0.54	0.97	0.91	0.74	0.56	0.98	0.92	0.75	0.56
		Δ T	23	22	20	16	24	23	20	16	24	23	20	16	24	23	20	16	24	23	20	16	22	21	18	15
		KW	1.51	1.54	1.60	1.65	1.63	1.67	1.72	1.78	1.74	1.78	1.84	1.90	1.83	1.87	1.94	2.00	1.91	1.96	2.02	2.09	1.98	2.03	2.10	2.17
		Amps	6.3	6.4	6.6	6.8	6.7	6.9	7.1	7.3	7.3	7.4	7.7	7.9	7.7	7.9	8.2	8.4	8.2	8.4	8.6	8.9	8.7	8.9	9.1	9.5
		HI PR	231	248	262	274	259	279	294	307	295	317	335	349	335	361	381	398	377	406	429	447	417	449	474	494
85	AIRFLOW	LO PR	109	116	126	134	115	122	133	142	119	127	139	148	125	133	146	155	131	140	152	162	136	144	158	168
		MBh	25.2	25.7	26.9	28.7	24.6	25.1	26.3	28.0	24.0	24.5	25.6	27.3	23.4	23.9	25.0	26.7	22.3	22.7	23.8	25.3	20.6	21.0	22.0	23.5
		S/T	0.98	0.94	0.85	0.69	1.00	0.98	0.88	0.71	1.00	1.00	0.90	0.73	1.00	1.00	0.93	0.76	1.00	1.00	0.97	0.79	1.00	1.00	0.98	0.79
		Δ T	24	23	22	19	24	24	22	19	23	24	22	19	23	23	22	19	21	22	22	19	20	20	21	18
		KW	1.58	1.61	1.66	1.72	1.70	1.74	1.80	1.86	1.81	1.86	1.92	1.98	1.91	1.96	2.02	2.09	2.00	2.04	2.11	2.19	2.07	2.12	2.19	2.27
	955	Amps	6.5	6.7	6.9	7.1	7.0	7.2	7.4	7.7	7.6	7.8	8.0	8.3	8.1	8.3	8.5	8.8	8.6	8.8	9.0	9.4	9.0	9.3	9.5	9.9
		HI PR	243	261	276	288	272	293	309	323	310	333	352	367	353	380	401	418	397	427	451	470	439	472	498	520
		LO PR	114	122	133	141	121	128	140	149	125	133	146	155	132	140	153	163	138	147	160	171	143	152	166	177
		MBh	24.4	24.9	26.1	27.8	23.9	24.3	25.5	27.2	23.3	23.8	24.9	26.5	22.7	23.2	24.3	25.9	21.6	22.0	23.1	24.6	20.0	20.4	21.4	22.8
		S/T	0.93	0.90	0.81	0.66	0.96	0.93	0.84	0.68	0.99	0.95	0.86	0.70	1.00	0.99	0.89	0.72	1.00	1.00	0.92	0.75	1.00	1.00	0.93	0.76
745	AIRFLOW	Δ T	25	24	23	20	25	25	23	20	25	25	23	20	25	25	23	20	23	24	23	20	22	22	22	19
		KW	1.56	1.60	1.65	1.71	1.69	1.73	1.78	1.84	1.80	1.84	1.90	1.97	1.90	1.94	2.01	2.08	1.98	2.03	2.10	2.17	2.05	2.10	2.17	2.25
		Amps	6.5	6.6	6.8	7.1	7.0	7.1	7.3	7.6	7.5	7.7	7.9	8.2	8.0	8.2	8.4	8.7	8.5	8.7	9.0	9.3	9.0	9.2	9.5	9.8
		HI PR	240	259	273	285	270	290	306	320	307	330	349	363	349	376	397	414	393	423	447	466	434	467	493	515
		LO PR	113	120	131	140	119	127	139	148	124	132	144	154	130	139	152	161	137	145	159	169	141	150	164	175
	955	MBh	22.6	23.0	24.1	25.7	22.0	22.5	23.5	25.1	21.5	21.9	23.0	24.5	21.0	21.4	22.4	23.9	19.9	20.3	21.3	22.7	18.5	18.8	19.7	21.0
		S/T	0.90	0.87	0.78	0.63	0.93	0.90	0.81	0.66	0.95	0.92	0.83	0.67	0.98	0.95	0.86	0.70	1.00	0.99	0.89	0.72	1.00	0.99	0.90	0.73
		Δ T	25	25	23	20	25	25	24	20	25	25	24	20	26	25	24	21	25	25	23	20	23	23	22	19
		KW	1.52	1.56	1.61	1.66	1.65	1.68	1.74	1.80	1.75	1.79	1.85	1.92	1.85	1.89	1.95	2.02	1.93	1.97	2.04	2.11	2.00	2.04	2.11	2.19
		Amps	6.3	6.5	6.6	6.9	6.8	6.9	7.1	7.4	7.3	7.5	7.7	8.0	7.8	8.0	8.2	8.5	8.3	8.5	8.7	9.0	8.7	8.9	9.2	9.5
955	HI PR	233	251	265	276	262	281	297	310	297	320	338	353	339	365	385	402	381	410	433	452	421	453	479	499	
	LO PR	110	117	127	136	116	123	135	143	120	128	140	149	127	135	147	157	133	141	154	164	137	146	159	170	

IDB = Entering Indoor Dry Bulb Temperature
 High and low pressures are measured at the liquid and suction access fittings.
 Shaded area reflects AHRl (TVA) conditions
 Amps: Unit amps (comp. + evaporator + condenser fan motors)
 KW = Total system power

IDB		OUTDOOR AMBIENT TEMPERATURE																							
		65				75				85				95				105				115			
		59	63	67	71	59	63	67	71	59	63	67	71	59	63	67	71	59	63	67	71	59	63	67	71
70	1180	29.0	30.1	32.9	-	28.3	29.4	32.2	-	27.7	28.7	31.4	-	27.0	28.0	30.6	-	25.6	26.6	29.1	-	23.7	24.6	27.0	-
		0.80	0.67	0.46	-	0.83	0.69	0.48	-	0.85	0.71	0.49	-	0.87	0.73	0.51	-	0.91	0.76	0.53	-	0.92	0.76	0.53	-
		18	16	12	-	18	16	12	-	18	16	12	-	18	16	12	-	18	16	12	-	17	15	11	-
		1.88	1.92	1.98	-	2.03	2.07	2.14	-	2.16	2.21	2.28	-	2.27	2.32	2.40	-	2.37	2.42	2.51	-	2.46	2.51	2.60	-
		7.8	8.0	8.2	-	8.4	8.6	8.8	-	9.1	9.3	9.6	-	9.6	9.9	10.2	-	10.2	10.5	10.8	-	10.8	11.0	11.4	-
		242	261	275	-	272	292	309	-	309	332	351	-	352	379	400	-	396	426	450	-	437	471	497	-
		116	123	135	-	123	130	142	-	127	136	148	-	134	142	155	-	140	149	163	-	145	154	168	-
		28.2	29.2	32.0	-	27.5	28.5	31.2	-	26.9	27.8	30.5	-	26.2	27.2	29.7	-	24.9	25.8	28.3	-	23.1	23.9	26.2	-
		0.76	0.63	0.44	-	0.79	0.66	0.46	-	0.81	0.67	0.47	-	0.83	0.70	0.48	-	0.87	0.72	0.50	-	0.87	0.73	0.50	-
		19	16	12	-	19	16	12	-	19	16	12	-	19	17	13	-	19	16	12	-	18	15	12	-
		1.87	1.91	1.97	-	2.01	2.06	2.12	-	2.14	2.19	2.26	-	2.25	2.30	2.38	-	2.35	2.40	2.48	-	2.43	2.49	2.57	-
		7.8	7.9	8.2	-	8.3	8.5	8.8	-	9.0	9.2	9.5	-	9.6	9.8	10.1	-	10.1	10.4	10.7	-	10.7	10.9	11.3	-
	240	258	272	-	269	289	306	-	306	329	348	-	348	375	396	-	392	422	445	-	433	466	492	-	
	115	122	133	-	121	129	141	-	126	134	146	-	132	141	154	-	139	148	161	-	144	153	167	-	
	26.0	26.9	29.5	-	25.4	26.3	28.8	-	24.8	25.7	28.1	-	24.2	25.1	27.5	-	23.0	23.8	26.1	-	21.3	22.1	24.2	-	
	0.73	0.61	0.42	-	0.76	0.63	0.44	-	0.78	0.65	0.45	-	0.80	0.67	0.47	-	0.83	0.70	0.48	-	0.84	0.70	0.49	-	
	19	16	13	-	19	17	13	-	19	17	13	-	19	17	13	-	19	17	13	-	18	15	12	-	
	1.82	1.86	1.92	-	1.96	2.00	2.07	-	2.09	2.13	2.20	-	2.20	2.25	2.32	-	2.29	2.34	2.42	-	2.37	2.43	2.51	-	
	7.6	7.7	8.0	-	8.1	8.3	8.6	-	8.8	9.0	9.2	-	9.3	9.5	9.8	-	9.9	10.1	10.4	-	10.4	10.7	11.0	-	
	233	250	264	-	261	281	296	-	297	319	337	-	338	364	384	-	380	409	432	-	420	452	477	-	
	111	119	129	-	118	125	137	-	122	130	142	-	128	137	149	-	135	143	156	-	139	148	162	-	

IDB		OUTDOOR AMBIENT TEMPERATURE																							
		65				75				85				95				105				115			
		59	63	67	71	59	63	67	71	59	63	67	71	59	63	67	71	59	63	67	71	59	63	67	71
75	1180	29.5	30.4	32.9	35.3	28.8	29.7	32.1	34.5	28.1	29.0	31.3	33.6	27.4	28.3	30.6	32.8	26.1	26.8	29.1	31.2	24.1	24.9	26.9	28.9
		0.91	0.81	0.61	0.39	0.94	0.84	0.64	0.41	0.96	0.86	0.65	0.42	0.99	0.89	0.67	0.43	1.00	0.92	0.70	0.45	1.00	0.93	0.70	0.45
		21	19	16	11	21	19	16	11	21	19	16	11	21	20	16	11	20	19	16	11	19	18	15	10
		1.90	1.94	2.00	2.07	2.05	2.09	2.16	2.23	2.18	2.23	2.30	2.38	2.29	2.34	2.42	2.51	2.39	2.45	2.53	2.61	2.48	2.53	2.62	2.71
		7.9	8.1	8.3	8.6	8.5	8.7	8.9	9.2	9.1	9.4	9.6	10.0	9.7	9.9	10.3	10.6	10.3	10.5	10.9	11.3	10.9	11.1	11.5	11.9
		245	263	278	290	274	295	312	325	312	336	355	370	355	383	404	421	400	430	454	474	442	476	502	524
		117	125	136	145	124	132	144	153	129	137	149	159	135	144	157	167	142	151	165	175	147	156	170	181
		28.6	29.5	31.9	34.3	28.0	28.8	31.2	33.5	27.3	28.1	30.4	32.7	26.6	27.4	29.7	31.9	25.3	26.1	28.2	30.3	23.4	24.1	26.1	28.0
		0.86	0.77	0.58	0.38	0.90	0.80	0.61	0.39	0.92	0.82	0.62	0.40	0.95	0.85	0.64	0.41	0.98	0.88	0.67	0.43	0.99	0.89	0.67	0.43
		22	20	16	11	22	20	17	11	22	20	17	11	22	20	17	11	22	20	16	11	20	19	15	11
		1.88	1.92	1.98	2.05	2.03	2.07	2.14	2.21	2.16	2.21	2.28	2.36	2.27	2.32	2.40	2.48	2.37	2.42	2.51	2.59	2.46	2.51	2.60	2.69
		7.8	8.0	8.2	8.5	8.4	8.6	8.9	9.2	9.1	9.3	9.6	9.9	9.6	9.9	10.2	10.5	10.2	10.5	10.8	11.2	10.8	11.0	11.4	11.8
	242	261	275	287	272	292	309	322	309	333	351	366	352	379	400	417	396	426	450	469	437	471	497	519	
	116	123	135	144	123	130	142	152	127	136	148	158	134	142	155	166	140	149	163	173	145	154	168	179	
	26.4	27.2	29.5	31.6	25.8	26.6	28.8	30.9	25.2	25.9	28.1	30.1	24.6	25.3	27.4	29.4	23.4	24.1	26.0	27.9	21.6	22.3	24.1	25.9	
	0.83	0.75	0.56	0.36	0.86	0.77	0.58	0.38	0.89	0.79	0.60	0.39	0.91	0.82	0.62	0.40	0.95	0.85	0.64	0.41	0.96	0.86	0.65	0.42	
	22	20	17	11	22	21	17	12	22	21	17	12	22	21	17	12	22	20	17	12	21	19	16	11	
	1.84	1.87	1.93	2.00	1.98	2.02	2.09	2.16	2.10	2.15	2.22	2.30	2.22	2.27	2.34	2.42	2.31	2.36	2.44	2.53	2.39	2.45	2.53	2.62	
	7.6	7.8	8.0	8.3	8.2	8.4	8.6	8.9	8.8	9.0	9.3	9.6	9.4	9.6	9.9	10.3	10.0	10.2	10.5	10.9	10.5	10.8	11.1	11.5	
	235	253	267	278	264	284	300	312	300	323	341	355	341	367	388	405	384	413	436	455	424	457	482	503	
	113	120	131	139	119	127	138	147	124	131	144	153	130	138	151	161	136	145	158	168	141	150	163	174	

IDB = Entering Indoor Dry Bulb Temperature
 High and low pressures are measured at the liquid and suction access fittings.
 Shaded area reflects ACCA (TVN) conditions
 KW = Total system power
 Amps: Unit amps (comp.+ evaporator + condenser fan motors)

IDB		OUTDOOR AMBIENT TEMPERATURE												ENTERING INDOOR WET BULB TEMPERATURE											
		65				75				85				95				105				115			
		59	63	67	71	59	63	67	71	59	63	67	71	59	63	67	71	59	63	67	71	59	63	67	71
80	Mb/h	30.7	32.8	35.0	29.3	30.0	32.0	34.2	28.6	29.3	31.3	33.4	27.9	28.5	30.5	32.6	26.5	27.1	29.0	31.0	24.6	25.1	26.8	28.7	
	S/T	1.00	0.93	0.76	0.57	1.00	0.97	0.79	0.59	1.00	1.00	0.81	0.60	1.00	1.00	0.83	0.62	1.00	1.00	0.86	0.65	1.00	1.00	0.87	0.65
	Δ T	23	22	19	15	23	23	20	16	22	23	20	16	22	22	20	16	21	21	19	16	19	20	18	15
	KW	1.91	1.95	2.02	2.08	2.06	2.11	2.18	2.25	2.19	2.24	2.32	2.40	2.31	2.36	2.44	2.53	2.41	2.47	2.55	2.64	2.50	2.56	2.64	2.73
	Amps	8.0	8.1	8.4	8.7	8.5	8.7	9.0	9.3	9.2	9.4	9.7	10.1	9.8	10.0	10.3	10.7	10.4	10.6	11.0	11.4	11.0	11.2	11.6	12.0
	HI PR	247	266	281	293	277	298	315	329	315	339	358	374	359	386	408	426	404	435	459	479	446	480	507	529
	LO PR	118	126	137	146	125	133	145	155	130	138	151	161	137	145	159	169	142	152	166	177	148	157	172	183
	Mb/h	29.1	29.8	31.8	34.0	28.5	29.1	31.1	33.2	27.8	28.4	30.3	32.4	27.1	27.7	29.6	31.6	25.8	26.3	28.1	30.1	23.9	24.4	26.0	27.8
	S/T	0.95	0.89	0.72	0.54	0.98	0.92	0.75	0.56	1.00	0.94	0.77	0.57	1.00	0.98	0.79	0.59	1.00	1.00	0.82	0.62	1.00	1.00	0.83	0.62
	Δ T	24	23	20	16	24	23	20	16	24	23	20	16	24	24	21	16	23	23	20	16	21	21	19	15
KW	1.90	1.94	2.00	2.07	2.05	2.09	2.16	2.23	2.18	2.23	2.30	2.38	2.29	2.34	2.42	2.51	2.39	2.45	2.53	2.62	2.48	2.53	2.62	2.71	
Amps	7.9	8.1	8.3	8.6	8.5	8.7	8.9	9.2	9.1	9.4	9.6	10.0	9.7	10.0	10.3	10.6	10.3	10.5	10.9	11.3	10.9	11.1	11.5	11.9	
HI PR	245	263	278	290	274	295	312	325	312	336	355	370	356	383	404	421	400	430	455	474	442	476	502	524	
LO PR	117	125	136	145	124	132	144	153	129	137	149	159	135	144	157	167	142	151	165	175	147	156	170	181	
Mb/h	26.9	27.5	29.4	31.4	26.3	26.9	28.7	30.7	25.7	26.2	28.0	29.9	25.0	25.6	27.3	29.2	23.8	24.3	26.0	27.7	22.0	22.5	24.0	25.7	
S/T	0.91	0.86	0.70	0.52	0.95	0.89	0.72	0.54	0.97	0.91	0.74	0.55	1.00	0.94	0.77	0.57	1.04	0.98	0.79	0.59	1.05	0.98	0.80	0.60	
Δ T	25	24	20	16	25	24	21	17	25	24	21	17	25	24	21	17	25	24	21	16	23	22	19	15	
KW	1.85	1.89	1.95	2.01	1.99	2.04	2.10	2.17	2.12	2.17	2.24	2.32	2.23	2.28	2.36	2.44	2.33	2.38	2.46	2.55	2.41	2.47	2.55	2.64	
Amps	7.7	7.9	8.1	8.4	8.3	8.4	8.7	9.0	8.9	9.1	9.4	9.7	9.5	9.7	10.0	10.3	10.0	10.3	10.6	11.0	10.6	10.8	11.2	11.6	
HI PR	237	255	270	281	266	286	303	316	303	326	344	359	345	371	392	409	388	417	441	460	429	461	487	508	
LO PR	114	121	132	141	120	128	139	149	125	133	145	154	131	139	152	162	137	146	160	170	142	151	165	176	
85	Mb/h	30.5	31.1	32.6	34.8	29.8	30.4	31.9	34.0	29.1	29.7	31.1	33.2	28.4	29.0	30.3	32.4	27.0	27.5	28.8	30.7	25.0	25.5	26.7	28.5
	S/T	1.00	0.91	0.74	0.57	1.00	0.94	0.76	0.57	1.00	1.00	0.96	0.78	1.00	1.00	0.81	0.81	1.00	1.00	0.84	0.84	1.00	1.00	0.85	
	Δ T	24	24	23	20	23	24	23	20	23	23	20	16	22	23	24	20	21	21	22	20	19	20	21	19
	KW	1.93	1.97	2.03	2.10	2.08	2.13	2.19	2.27	2.21	2.26	2.34	2.42	2.33	2.38	2.46	2.55	2.43	2.49	2.57	2.66	2.52	2.58	2.66	2.76
	Amps	8.0	8.2	8.4	8.7	8.6	8.8	9.1	9.4	9.3	9.5	9.8	10.2	9.9	10.1	10.4	10.8	10.5	10.7	11.1	11.5	11.1	11.3	11.7	12.1
	HI PR	250	269	284	296	280	301	318	332	318	343	362	377	363	390	412	430	408	439	464	484	451	485	512	534
	LO PR	120	127	139	148	126	134	147	156	131	140	152	162	138	147	160	171	145	154	168	179	149	159	174	185
	Mb/h	29.7	30.2	31.7	33.8	29.0	29.5	30.9	33.0	28.3	28.8	30.2	32.2	27.6	28.1	29.5	31.4	26.2	26.7	28.0	29.8	24.3	24.7	25.9	27.7
	S/T	0.99	0.96	0.87	0.70	1.00	0.99	0.90	0.73	1.00	1.00	0.92	0.75	1.00	1.00	0.95	0.77	1.00	1.00	0.99	0.80	1.00	1.00	0.99	0.81
	Δ T	26	25	24	21	25	26	24	21	25	25	24	21	24	25	24	21	23	23	24	21	21	22	23	20
KW	1.91	1.95	2.02	2.08	2.06	2.11	2.18	2.25	2.19	2.24	2.32	2.40	2.31	2.36	2.44	2.53	2.41	2.47	2.55	2.64	2.50	2.56	2.64	2.73	
Amps	8.0	8.1	8.4	8.7	8.5	8.7	9.0	9.3	9.2	9.4	9.7	10.1	9.8	10.0	10.3	10.7	10.4	10.6	11.0	11.4	11.0	11.2	11.6	12.0	
HI PR	247	266	281	293	277	298	315	329	315	339	358	374	359	386	408	426	404	435	459	479	446	480	507	529	
LO PR	118	126	137	146	125	133	145	155	130	138	151	161	137	145	159	169	142	152	166	177	148	157	172	183	
Mb/h	27.4	27.9	29.2	31.2	26.7	27.3	28.5	30.5	26.1	26.6	27.9	29.7	25.5	26.0	27.2	29.0	24.2	24.7	25.8	27.6	22.4	22.8	23.9	25.5	
S/T	0.96	0.92	0.83	0.68	0.99	0.96	0.86	0.70	1.00	0.98	0.89	0.72	1.00	1.00	0.92	0.74	1.00	1.00	0.95	0.77	1.00	1.00	0.96	0.78	
Δ T	26	26	24	21	27	26	25	21	26	26	25	21	25	26	25	22	24	25	25	21	22	23	23	20	
KW	1.87	1.91	1.97	2.03	2.01	2.06	2.12	2.19	2.14	2.19	2.26	2.34	2.25	2.30	2.38	2.46	2.35	2.40	2.48	2.57	2.43	2.49	2.57	2.66	
Amps	7.8	7.9	8.2	8.4	8.3	8.5	8.8	9.1	9.0	9.2	9.5	9.8	9.6	9.8	10.1	10.4	10.1	10.4	10.7	11.1	10.7	10.9	11.3	11.7	
HI PR	240	258	272	284	269	289	306	319	306	329	348	362	348	375	396	413	392	422	445	464	433	466	492	513	
LO PR	115	122	133	142	121	129	141	150	126	134	146	156	132	141	154	164	139	148	161	172	144	153	167	178	

IDB = Entering Indoor Dry Bulb Temperature
 High and low pressures are measured at the liquid and suction access fittings.
 Shaded area reflects AHRI (TVA) conditions
 Amps: Unit amps (comp.+ evaporator + condenser fan motors)
 KW = Total system power

IDB		OUTDOOR AMBIENT TEMPERATURE																							
		65				75				85				95				105				115			
		59	63	67	71	59	63	67	71	59	63	67	71	59	63	67	71	59	63	67	71	59	63	67	71
70	AIRFLOW	59	63	67	71	59	63	67	71	59	63	67	71	59	63	67	71	59	63	67	71	59	63	67	71
	MBh	35.3	36.6	40.1	-	34.5	35.7	39.1	-	33.6	34.9	38.2	-	32.8	34.0	37.3	-	31.2	32.3	35.4	-	28.9	29.9	32.8	-
	S/T	0.76	0.64	0.44	-	0.79	0.66	0.46	-	0.81	0.68	0.47	-	0.84	0.70	0.48	-	0.87	0.73	0.50	-	0.88	0.73	0.51	-
	Δ T	18	16	12	-	19	16	12	-	19	16	12	-	19	16	12	-	18	16	12	-	17	15	11	-
	KW	2.37	2.42	2.50	-	2.56	2.61	2.70	-	2.72	2.78	2.87	-	2.86	2.93	3.02	-	2.99	3.05	3.16	-	3.09	3.16	3.27	-
	Amps	9.9	10.1	10.4	-	10.7	10.9	11.2	-	11.5	11.7	12.1	-	12.2	12.5	12.9	-	12.9	13.2	13.6	-	13.6	14.0	14.4	-
	HI PR	246	265	280	-	277	298	314	-	315	338	357	-	358	386	407	-	403	434	458	-	445	479	506	-
	LO PR	112	120	131	-	119	126	138	-	123	131	143	-	130	138	151	-	136	145	158	-	141	149	163	-
	MBh	34.2	35.5	38.9	-	33.5	34.7	38.0	-	32.7	33.8	37.1	-	31.9	33.0	36.2	-	30.3	31.4	34.4	-	28.0	29.1	31.8	-
	S/T	0.73	0.61	0.42	-	0.76	0.63	0.44	-	0.77	0.65	0.45	-	0.80	0.67	0.46	-	0.83	0.69	0.48	-	0.84	0.70	0.48	-
Δ T	19	17	13	-	19	17	13	-	19	17	13	-	20	17	13	-	19	17	13	-	18	16	12	-	
KW	2.35	2.40	2.48	-	2.53	2.59	2.67	-	2.70	2.76	2.85	-	2.84	2.90	3.00	-	2.96	3.03	3.13	-	3.07	3.13	3.24	-	
Amps	9.9	10.1	10.4	-	10.6	10.8	11.1	-	11.4	11.6	12.0	-	12.1	12.4	12.8	-	12.8	13.1	13.5	-	13.5	13.8	14.3	-	
HI PR	244	263	277	-	274	295	311	-	311	335	354	-	355	382	403	-	399	429	453	-	441	474	501	-	
LO PR	111	118	129	-	118	125	137	-	122	130	142	-	128	137	149	-	134	143	156	-	139	148	162	-	
MBh	31.6	32.8	35.9	-	30.9	32.0	35.1	-	30.1	31.2	34.2	-	29.4	30.5	33.4	-	27.9	29.0	31.7	-	25.9	26.8	29.4	-	
S/T	0.70	0.59	0.41	-	0.73	0.61	0.42	-	0.75	0.62	0.43	-	0.77	0.64	0.45	-	0.80	0.67	0.46	-	0.81	0.67	0.47	-	
Δ T	19	17	13	-	20	17	13	-	20	17	13	-	20	17	13	-	20	17	13	-	18	16	12	-	
KW	2.29	2.34	2.42	-	2.47	2.53	2.61	-	2.63	2.69	2.78	-	2.77	2.83	2.92	-	2.89	2.95	3.05	-	2.99	3.05	3.16	-	
Amps	9.6	9.8	10.1	-	10.3	10.5	10.8	-	11.1	11.4	11.7	-	11.8	12.1	12.4	-	12.5	12.8	13.2	-	13.2	13.5	13.9	-	
HI PR	237	255	269	-	266	286	302	-	302	325	343	-	344	370	391	-	387	417	440	-	428	460	486	-	
LO PR	108	115	125	-	114	121	132	-	119	126	138	-	124	132	145	-	130	139	152	-	135	144	157	-	

75	MBh	35.9	36.9	40.0	42.9	35.0	36.1	39.1	41.9	34.2	35.2	38.1	40.9	33.4	34.4	37.2	39.9	31.7	32.6	35.3	37.9	29.4	30.2	32.7	35.1
	S/T	0.87	0.78	0.59	0.38	0.90	0.81	0.61	0.39	0.92	0.83	0.62	0.40	0.95	0.85	0.65	0.41	0.99	0.88	0.67	0.43	1.00	0.89	0.68	0.43
	Δ T	21	20	16	11	21	20	16	11	22	20	16	11	22	20	16	11	21	20	16	11	20	18	15	10
	KW	2.39	2.44	2.52	2.60	2.58	2.63	2.72	2.81	2.74	2.80	2.90	2.99	2.89	2.95	3.05	3.15	3.01	3.08	3.18	3.29	3.12	3.19	3.30	3.41
	Amps	10.0	10.2	10.5	10.9	10.7	11.0	11.3	11.7	11.6	11.8	12.2	12.6	12.3	12.6	13.0	13.4	13.0	13.3	13.8	14.2	13.8	14.1	14.5	15.0
	HI PR	249	268	283	295	279	301	317	331	318	342	361	377	362	389	411	429	407	438	463	483	450	484	511	533
	LO PR	114	121	132	140	120	128	139	148	125	133	145	154	131	139	152	162	137	146	159	170	142	151	165	176
	MBh	34.8	35.9	38.8	41.7	34.0	35.0	37.9	40.7	33.2	34.2	37.0	39.7	32.4	33.4	36.1	38.8	30.8	31.7	34.3	36.8	28.5	29.4	31.8	34.1
	S/T	0.83	0.74	0.56	0.36	0.86	0.77	0.58	0.37	0.88	0.79	0.60	0.38	0.91	0.81	0.62	0.40	0.94	0.84	0.64	0.41	0.95	0.85	0.64	0.41
	Δ T	22	20	17	12	22	21	17	12	22	21	17	12	23	21	17	12	22	20	17	12	21	19	16	11
KW	2.37	2.42	2.50	2.58	2.56	2.61	2.70	2.79	2.72	2.78	2.87	2.97	2.86	2.93	3.03	3.13	2.99	3.05	3.16	3.26	3.09	3.16	3.27	3.38	
Amps	9.9	10.1	10.4	10.8	10.7	10.9	11.2	11.6	11.5	11.7	12.1	12.5	12.2	12.5	12.9	13.3	12.9	13.2	13.6	14.1	13.6	14.0	14.4	14.9	
HI PR	247	265	280	292	277	298	314	328	315	339	358	373	358	386	407	425	403	434	458	478	445	479	506	528	
LO PR	112	120	131	139	119	126	138	147	123	131	143	153	130	138	151	160	136	145	158	168	141	150	163	174	
MBh	32.1	33.1	35.8	38.5	31.4	32.3	35.0	37.6	30.7	31.6	34.2	36.7	29.9	30.8	33.3	35.8	28.4	29.3	31.7	34.0	26.3	27.1	29.3	31.5	
S/T	0.80	0.71	0.54	0.35	0.83	0.74	0.56	0.36	0.85	0.76	0.57	0.37	0.88	0.78	0.59	0.38	0.91	0.81	0.62	0.40	0.92	0.82	0.62	0.40	
Δ T	22	21	17	12	23	21	17	12	23	21	17	12	23	21	17	12	23	21	17	12	21	19	16	11	
KW	2.31	2.36	2.44	2.52	2.49	2.55	2.63	2.72	2.65	2.71	2.80	2.89	2.79	2.85	2.95	3.05	2.91	2.98	3.08	3.18	3.01	3.08	3.18	3.29	
Amps	9.7	9.9	10.2	10.5	10.4	10.6	10.9	11.3	11.2	11.5	11.8	12.2	11.9	12.2	12.5	13.0	12.6	12.9	13.3	13.8	13.3	13.6	14.0	14.5	
HI PR	239	257	272	283	268	289	305	318	305	328	347	362	348	374	395	412	391	421	444	463	432	465	491	512	
LO PR	109	116	127	135	115	123	134	142	120	127	139	148	126	134	146	156	132	140	153	163	136	145	158	169	

IDB = Entering Indoor Dry Bulb Temperature
 High and low pressures are measured at the liquid and suction access fittings.
 Shaded area reflects ACCA (TVA) conditions
 KW = Total system power
 Amps: Unit amps (comp.+ evaporator + condenser fan motors)

IDB		OUTDOOR AMBIENT TEMPERATURE												ENTERING INDOOR WET BULB TEMPERATURE											
		65				75				85				95				105				115			
		59	63	67	71	59	63	67	71	59	63	67	71	59	63	67	71	59	63	67	71	59	63	67	71
80	AIRFLOW	36.5	37.3	39.9	42.6	35.7	36.4	38.9	41.6	34.8	35.6	38.0	40.6	34.0	34.7	37.1	39.6	32.3	33.0	35.2	37.7	29.9	30.5	32.6	34.9
	MBh	0.95	0.89	0.73	0.54	1.00	0.93	0.75	0.56	1.00	0.95	0.77	0.58	1.00	1.00	0.80	0.60	1.00	1.00	0.83	0.62	1.00	1.00	0.83	0.62
	S/T	24	23	20	16	24	23	20	16	24	23	20	16	23	24	20	16	22	22	20	16	20	21	19	15
	Δ T	2.41	2.46	2.54	2.62	2.60	2.66	2.74	2.83	2.76	2.83	2.92	3.02	2.91	2.98	3.08	3.18	3.04	3.11	3.21	3.32	3.14	3.22	3.33	3.44
	KW	10.1	10.3	10.6	11.0	10.8	11.1	11.4	11.8	11.7	11.9	12.3	12.7	12.4	12.7	13.1	13.6	13.2	13.5	13.9	14.4	13.9	14.2	14.7	15.2
	Amps	252	271	286	298	282	304	321	334	321	345	365	380	366	393	415	433	411	443	467	487	454	489	516	539
	HI PR	115	122	133	142	121	129	141	150	126	134	146	156	132	141	154	164	137	147	161	171	143	153	167	177
	LO PR	35.4	36.2	38.7	41.4	34.6	35.4	37.8	40.4	33.8	34.5	36.9	39.4	33.0	33.7	36.0	38.5	31.3	32.0	34.2	36.6	29.0	29.7	31.7	33.9
	MBh	0.91	0.85	0.69	0.52	0.94	0.88	0.72	0.54	0.97	0.91	0.74	0.55	1.00	0.93	0.76	0.57	1.00	0.97	0.79	0.59	1.00	0.98	0.80	0.60
	S/T	25	24	21	16	25	24	21	17	25	24	21	17	25	24	21	17	24	24	21	17	22	22	19	15
Δ T	2.39	2.44	2.52	2.60	2.58	2.63	2.72	2.81	2.74	2.80	2.90	2.99	2.89	2.95	3.05	3.15	3.01	3.08	3.18	3.29	3.12	3.19	3.30	3.41	
KW	10.0	10.2	10.5	10.9	10.7	11.0	11.3	11.7	11.6	11.8	12.2	12.6	12.3	12.6	13.0	13.4	13.0	13.3	13.8	14.2	13.8	14.1	14.5	15.0	
Amps	249	268	283	295	279	301	318	331	318	342	361	377	362	390	411	429	407	438	463	483	450	484	511	533	
HI PR	114	121	132	140	120	128	139	148	125	133	145	154	131	139	152	162	137	146	159	170	142	151	165	176	
LO PR	32.7	33.4	35.7	38.2	32.0	32.7	34.9	37.3	31.2	31.9	34.1	36.4	30.4	31.1	33.2	35.5	28.9	29.5	31.6	33.7	26.8	27.4	29.2	31.3	
MBh	0.88	0.82	0.67	0.50	0.91	0.85	0.69	0.52	0.93	0.87	0.71	0.53	0.96	0.90	0.73	0.55	1.00	0.94	0.76	0.57	1.01	0.94	0.77	0.57	
S/T	25	24	21	17	25	24	21	17	25	24	21	17	26	25	21	17	25	24	21	17	24	23	20	16	
Δ T	2.33	2.38	2.46	2.54	2.51	2.57	2.65	2.74	2.67	2.73	2.82	2.92	2.81	2.88	2.97	3.07	2.94	3.00	3.10	3.21	3.04	3.11	3.21	3.32	
KW	9.8	10.0	10.3	10.6	10.5	10.7	11.0	11.4	11.3	11.5	11.9	12.3	12.0	12.3	12.7	13.1	12.7	13.0	13.4	13.9	13.4	13.7	14.1	14.6	
Amps	242	260	274	286	271	292	308	321	308	332	350	365	351	378	399	416	395	425	449	468	436	470	496	517	
HI PR	110	117	128	136	116	124	135	144	121	129	140	150	127	135	148	157	133	142	155	165	138	146	160	170	
LO PR	37.2	37.9	39.7	42.3	36.3	37.0	38.7	41.3	35.4	36.1	37.8	40.3	34.6	35.2	36.9	39.4	32.8	33.5	35.0	37.4	30.4	31.0	32.5	34.6	
MBh	1.00	0.96	0.87	0.71	1.00	1.00	0.90	0.73	1.00	1.00	0.92	0.75	1.00	1.00	0.95	0.77	1.00	1.00	0.99	0.80	1.00	1.00	1.00	0.81	
S/T	25	25	23	20	25	25	24	21	24	25	24	21	24	24	24	21	22	23	24	20	21	21	22	19	
Δ T	2.43	2.48	2.56	2.65	2.62	2.68	2.76	2.86	2.79	2.85	2.94	3.04	2.94	3.00	3.10	3.21	3.06	3.13	3.24	3.35	3.17	3.24	3.35	3.47	
KW	10.2	10.4	10.7	11.1	10.9	11.2	11.5	11.9	11.8	12.0	12.4	12.8	12.5	12.8	13.2	13.7	13.3	13.6	14.0	14.5	14.0	14.3	14.8	15.3	
Amps	254	273	289	301	285	307	324	338	324	349	368	384	369	397	420	438	415	447	472	492	459	494	522	544	
HI PR	116	123	135	143	122	130	142	151	127	135	148	157	134	142	155	165	140	149	163	173	145	154	168	179	
LO PR	36.1	36.8	38.5	41.1	35.2	35.9	37.6	40.1	34.4	35.1	36.7	39.2	33.6	34.2	35.8	38.2	31.9	32.5	34.0	36.3	29.5	30.1	31.5	33.6	
MBh	0.95	0.92	0.83	0.67	0.99	0.95	0.86	0.70	1.00	0.98	0.88	0.72	1.00	1.00	0.91	0.74	1.00	1.00	0.94	0.77	1.00	1.00	0.95	0.77	
S/T	26	26	24	21	27	26	25	21	26	26	25	21	26	26	25	22	24	25	25	21	23	23	23	20	
Δ T	2.41	2.46	2.54	2.62	2.60	2.66	2.74	2.83	2.76	2.83	2.92	3.02	2.91	2.98	3.08	3.18	3.04	3.11	3.21	3.32	3.14	3.22	3.33	3.44	
KW	10.1	10.3	10.6	11.0	10.8	11.1	11.4	11.8	11.7	11.9	12.3	12.7	12.4	12.7	13.1	13.6	13.2	13.5	13.9	14.4	13.9	14.2	14.7	15.2	
Amps	252	271	286	298	282	304	321	334	321	345	365	380	366	393	415	433	411	443	467	487	454	489	516	539	
HI PR	115	122	133	142	121	129	141	150	126	134	146	156	132	141	154	164	137	147	161	171	143	153	167	177	
LO PR	33.3	33.9	35.5	37.9	32.5	33.1	34.7	37.0	31.7	32.4	33.9	36.2	31.0	31.6	33.1	35.3	29.4	30.0	31.4	33.5	27.3	27.8	29.1	31.0	
MBh	0.92	0.89	0.80	0.65	0.95	0.92	0.83	0.67	0.98	0.94	0.85	0.69	1.00	0.97	0.88	0.71	1.00	1.00	0.91	0.74	1.00	1.00	0.92	0.74	
S/T	27	26	25	22	27	27	25	22	27	27	25	22	27	27	25	22	26	26	25	22	24	24	23	20	
Δ T	2.35	2.40	2.48	2.56	2.53	2.59	2.67	2.76	2.70	2.76	2.85	2.94	2.84	2.90	3.00	3.10	2.96	3.03	3.13	3.23	3.06	3.13	3.24	3.35	
KW	9.9	10.1	10.4	10.7	10.6	10.8	11.1	11.5	11.4	11.6	12.0	12.4	12.1	12.4	12.8	13.2	12.8	13.1	13.5	14.0	13.5	13.8	14.3	14.8	
Amps	244	263	277	289	274	295	311	324	311	335	354	369	355	382	403	420	399	429	453	473	441	474	501	522	
HI PR	111	118	129	138	118	125	136	145	122	130	142	151	128	136	149	159	134	143	156	166	139	148	162	172	
LO PR	30.4	31.0	32.5	34.6	29.5	30.1	31.5	33.6	27.3	27.8	29.1	31.0	25.0	25.5	26.8	28.7	23.0	23.5	24.8	26.7	21.0	21.5	22.8	24.7	

IDB = Entering Indoor Dry Bulb Temperature
 High and low pressures are measured at the liquid and suction access fittings.
 Shaded area reflects AHRH (TVA) conditions
 Amps: Unit amps (comp.+ evaporator + condenser fan motors)
 KW = Total system power

IDB		OUTDOOR AMBIENT TEMPERATURE																							
		65				75				85				95				105				115			
		59	63	67	71	59	63	67	71	59	63	67	71	59	63	67	71	59	63	67	71	59	63	67	71
AIRFLOW		39.2	40.6	44.5	-	38.3	39.7	43.5	-	37.4	38.7	42.4	-	36.5	37.8	41.4	-	34.6	35.9	39.3	-	32.1	33.3	36.4	-
MBh		0.75	0.62	0.43	-	0.78	0.65	0.45	-	0.79	0.66	0.46	-	0.82	0.69	0.47	-	0.85	0.71	0.49	-	0.86	0.72	0.50	-
S/T		18	16	12	-	19	16	12	-	19	16	12	-	19	16	12	-	19	16	12	-	17	15	11	-
Δ T		2.62	2.67	2.76	-	2.82	2.88	2.97	-	3.00	3.06	3.16	-	3.16	3.23	3.33	-	3.29	3.36	3.48	-	3.41	3.48	3.60	-
1461 kW		10.6	10.8	11.1	-	11.4	11.6	12.0	-	12.3	12.6	13.0	-	13.2	13.5	13.9	-	14.0	14.3	14.8	-	14.8	15.2	15.7	-
Amps		240	258	272	-	269	289	305	-	306	329	347	-	348	375	396	-	392	422	445	-	433	466	492	-
HI PR		111	118	129	-	117	125	136	-	122	130	141	-	128	136	149	-	134	143	156	-	139	148	161	-
LO PR		38.1	39.4	43.2	-	37.2	38.5	42.2	-	36.3	37.6	41.2	-	35.4	36.7	40.2	-	33.6	34.9	38.2	-	31.2	32.3	35.4	-
70 MBh		0.71	0.60	0.41	-	0.74	0.62	0.43	-	0.76	0.63	0.44	-	0.78	0.65	0.45	-	0.81	0.68	0.47	-	0.82	0.68	0.47	-
S/T		19	17	13	-	19	17	13	-	19	17	13	-	20	17	13	-	19	17	13	-	18	16	12	-
Δ T		2.60	2.65	2.73	-	2.80	2.86	2.95	-	2.97	3.04	3.14	-	3.13	3.20	3.30	-	3.26	3.34	3.45	-	3.38	3.45	3.57	-
1300 kW		10.5	10.7	11.0	-	11.3	11.5	11.9	-	12.2	12.5	12.9	-	13.0	13.4	13.8	-	13.9	14.2	14.7	-	14.7	15.0	15.5	-
Amps		237	255	270	-	266	286	302	-	303	326	344	-	345	371	392	-	388	417	441	-	429	461	487	-
HI PR		110	117	128	-	116	123	135	-	121	128	140	-	127	135	147	-	133	141	154	-	137	146	159	-
LO PR		35.1	36.4	39.9	-	34.3	35.6	39.0	-	33.5	34.7	38.0	-	32.7	33.9	37.1	-	31.0	32.2	35.2	-	28.8	29.8	32.7	-
70 MBh		0.69	0.57	0.40	-	0.71	0.60	0.41	-	0.73	0.61	0.42	-	0.75	0.63	0.44	-	0.78	0.65	0.45	-	0.79	0.66	0.46	-
S/T		19	17	13	-	20	17	13	-	20	17	13	-	20	17	13	-	20	17	13	-	18	16	12	-
Δ T		2.53	2.59	2.67	-	2.73	2.79	2.88	-	2.90	2.96	3.06	-	3.05	3.12	3.22	-	3.18	3.25	3.36	-	3.29	3.36	3.48	-
1139 kW		10.2	10.4	10.8	-	11.0	11.2	11.6	-	11.9	12.2	12.6	-	12.7	13.0	13.4	-	13.5	13.8	14.3	-	14.3	14.6	15.1	-
Amps		230	248	261	-	258	278	293	-	294	316	334	-	334	360	380	-	376	405	428	-	416	447	472	-
HI PR		107	113	124	-	113	120	131	-	117	124	136	-	123	131	143	-	129	137	150	-	133	142	155	-
LO PR		39.9	41.0	44.4	47.7	38.9	40.1	43.4	46.6	38.0	39.1	42.4	45.5	37.1	38.2	41.3	44.4	35.2	36.3	39.3	42.1	32.6	33.6	36.4	39.0

1461 kW		10.6	10.9	11.2	11.6	11.5	11.7	12.1	12.6	12.4	12.7	13.2	13.6	13.3	13.6	14.0	14.6	14.1	14.5	14.9	15.5	14.9	15.3	15.8	16.4
Amps		242	260	275	287	272	292	309	322	309	332	351	366	352	379	400	417	396	426	450	469	437	471	497	518
HI PR		112	119	130	139	118	126	137	146	123	131	143	152	129	137	150	160	135	144	157	168	140	149	163	173
LO PR		38.7	39.8	43.1	46.3	37.8	38.9	42.1	45.2	36.9	38.0	41.1	44.1	36.0	37.1	40.1	43.1	34.2	35.2	38.1	40.9	31.7	32.6	35.3	37.9
75 MBh		0.81	0.73	0.55	0.35	0.84	0.75	0.57	0.37	0.86	0.77	0.58	0.38	0.89	0.80	0.60	0.39	0.92	0.83	0.62	0.40	0.93	0.83	0.63	0.41
S/T		22	20	17	12	22	21	17	12	22	21	17	12	23	21	17	12	22	21	17	12	21	19	16	11
Δ T		2.62	2.67	2.76	2.85	2.82	2.88	2.97	3.07	3.00	3.06	3.16	3.27	3.16	3.23	3.33	3.44	3.29	3.36	3.48	3.59	3.41	3.48	3.60	3.72
1300 kW		10.6	10.8	11.1	11.5	11.4	11.6	12.0	12.5	12.3	12.6	13.0	13.5	13.2	13.5	13.9	14.4	14.0	14.3	14.8	15.3	14.8	15.2	15.7	16.2
Amps		240	258	272	284	269	289	306	319	306	329	347	362	348	375	396	413	392	422	445	464	433	466	492	513
HI PR		111	118	129	137	117	125	136	145	122	130	141	151	128	136	149	158	134	143	156	166	139	148	161	172
LO PR		35.7	36.8	39.8	42.7	34.9	35.9	38.9	41.7	34.1	35.1	38.0	40.7	33.2	34.2	37.0	39.7	31.6	32.5	35.2	37.8	29.2	30.1	32.6	35.0
75 MBh		0.78	0.70	0.53	0.34	0.81	0.72	0.55	0.35	0.83	0.74	0.56	0.36	0.86	0.77	0.58	0.37	0.89	0.80	0.60	0.39	0.90	0.80	0.61	0.39
S/T		23	21	17	12	23	21	17	12	23	21	17	12	23	21	17	12	23	21	17	12	21	20	16	11
Δ T		2.55	2.61	2.69	2.78	2.75	2.81	2.90	2.99	2.92	2.99	3.09	3.19	3.08	3.14	3.25	3.36	3.21	3.28	3.39	3.50	3.32	3.39	3.51	3.63
1139 kW		10.3	10.5	10.8	11.2	11.1	11.3	11.7	12.1	12.0	12.3	12.7	13.1	12.8	13.1	13.5	14.0	13.6	13.9	14.4	14.9	14.4	14.7	15.2	15.8
Amps		232	250	264	275	261	281	296	309	297	319	337	352	338	364	384	400	380	409	432	450	420	452	477	498
HI PR		108	114	125	133	114	121	132	141	118	126	137	146	124	132	144	154	130	138	151	161	135	143	156	166
LO PR		33.1	34.2	37.5	40.8	32.3	33.4	36.7	39.9	31.5	32.6	35.9	39.1	30.7	31.8	35.1	38.3	29.0	30.1	33.4	36.6	27.3	28.4	31.7	34.9

IDB = Entering Indoor Dry Bulb Temperature
 High and low pressures are measured at the liquid and suction access fittings.
 Shaded area reflects ACCA (TVA) conditions
 Amps: Unit amps (comp.+ evaporator + condenser fan motors)
 KW = Total system power

IDB		OUTDOOR AMBIENT TEMPERATURE																							
		65				75				85				95				105				115			
		59	63	67	71	59	63	67	71	59	63	67	71	59	63	67	71	59	63	67	71	59	63	67	71
		ENTERING INDOOR WET BULB TEMPERATURE																							
		AIRFLOW																							
80	MBh	40.6	41.5	44.3	47.3	39.6	40.5	43.3	46.2	38.7	39.5	42.2	45.1	37.7	38.6	41.2	44.0	35.9	36.6	39.1	41.8	33.2	33.9	36.3	38.8
	S/T	0.93	0.87	0.71	0.53	0.97	0.91	0.74	0.55	1.00	0.93	0.76	0.57	1.00	0.96	0.78	0.58	1.00	1.00	0.81	0.61	1.00	1.00	0.82	0.61
	Δ T	24	23	20	16	24	23	20	16	24	23	20	16	24	23	20	16	23	23	20	16	21	21	19	15
	KW	2.66	2.72	2.80	2.89	2.87	2.93	3.02	3.12	3.05	3.12	3.22	3.33	3.21	3.28	3.39	3.50	3.35	3.42	3.54	3.66	3.46	3.54	3.66	3.79
	Amps	10.7	11.0	11.3	11.7	11.6	11.9	12.2	12.7	12.6	12.9	13.3	13.8	13.4	13.7	14.2	14.7	14.2	14.6	15.1	15.6	15.1	15.4	15.9	16.5
	HI PR	244	263	278	290	274	295	312	325	312	336	354	370	355	382	404	421	400	430	454	474	442	475	502	523
	LO PR	113	120	131	140	120	127	139	148	124	132	144	154	131	139	152	161	137	146	159	169	141	151	164	175
	MBh	39.4	40.2	43.0	46.0	38.5	39.3	42.0	44.9	37.6	38.4	41.0	43.8	36.6	37.4	40.0	42.8	34.8	35.6	38.0	40.6	32.2	32.9	35.2	37.6
	S/T	0.89	0.83	0.68	0.51	0.92	0.86	0.70	0.53	0.95	0.89	0.72	0.54	0.98	0.91	0.74	0.56	1.00	0.95	0.77	0.58	1.00	0.96	0.78	0.58
	Δ T	25	24	21	16	25	24	21	17	25	24	21	17	25	24	21	17	25	24	21	17	23	22	19	16
KW	2.64	2.69	2.78	2.87	2.84	2.90	3.00	3.10	3.02	3.09	3.19	3.30	3.18	3.25	3.36	3.47	3.32	3.39	3.51	3.62	3.43	3.51	3.63	3.75	
Amps	10.6	10.9	11.2	11.6	11.5	11.7	12.1	12.6	12.4	12.7	13.2	13.6	13.3	13.6	14.0	14.6	14.1	14.5	14.9	15.5	14.9	15.3	15.8	16.4	
HI PR	242	260	275	287	272	292	309	322	309	332	351	366	352	379	400	417	396	426	450	469	437	471	497	518	
LO PR	112	119	130	139	118	126	137	146	123	131	143	152	129	137	150	160	135	144	157	168	140	149	163	173	
MBh	36.4	37.1	39.7	42.4	35.5	36.3	38.8	41.4	34.7	35.4	37.8	40.5	33.8	34.6	36.9	39.5	32.1	32.8	35.1	37.5	29.8	30.4	32.5	34.7	
S/T	0.86	0.80	0.65	0.49	0.89	0.83	0.68	0.51	0.91	0.85	0.70	0.52	0.94	0.88	0.72	0.54	0.98	0.92	0.75	0.56	0.98	0.92	0.75	0.56	
Δ T	25	24	21	17	25	24	21	17	25	24	21	17	26	25	21	17	26	25	21	17	24	23	20	16	
KW	2.57	2.63	2.71	2.80	2.77	2.83	2.92	3.02	2.95	3.01	3.11	3.21	3.10	3.17	3.28	3.39	3.23	3.31	3.42	3.53	3.35	3.42	3.54	3.66	
Amps	10.4	10.6	10.9	11.3	11.2	11.4	11.8	12.2	12.1	12.4	12.8	13.3	12.9	13.2	13.7	14.2	13.7	14.1	14.5	15.1	14.5	14.9	15.4	15.9	
HI PR	235	253	267	278	263	283	299	312	300	322	340	355	341	367	388	404	384	413	436	455	424	456	482	503	
LO PR	109	116	126	134	115	122	133	142	119	127	139	148	125	133	146	155	131	140	153	163	136	145	158	168	
85	MBh	41.3	42.1	44.1	47.0	40.3	41.1	43.0	45.9	39.4	40.1	42.0	44.8	38.4	39.1	41.0	43.7	36.5	37.2	38.9	41.5	33.8	34.4	36.1	38.5
	S/T	0.98	0.94	0.85	0.69	1.00	0.98	0.88	0.72	1.00	1.00	0.90	0.73	1.00	1.00	0.93	0.76	1.00	1.00	0.97	0.79	1.00	1.00	0.98	0.79
	Δ T	25	25	24	20	25	25	24	21	25	25	24	21	24	25	24	21	23	23	24	21	21	22	22	19
	KW	2.68	2.74	2.82	2.92	2.89	2.95	3.05	3.15	3.07	3.14	3.24	3.35	3.24	3.31	3.42	3.53	3.37	3.45	3.57	3.69	3.49	3.57	3.69	3.82
	Amps	10.8	11.1	11.4	11.9	11.7	12.0	12.3	12.8	12.7	13.0	13.4	13.9	13.5	13.8	14.3	14.8	14.4	14.7	15.2	15.8	15.2	15.6	16.1	16.7
	HI PR	247	266	281	293	277	298	315	328	315	339	358	373	359	386	408	425	404	434	459	478	446	480	507	529
	LO PR	114	122	133	141	121	128	140	149	126	134	146	155	132	140	153	163	138	147	160	171	143	152	166	177
	MBh	40.1	40.9	42.8	45.6	39.1	39.9	41.8	44.6	38.2	39.0	40.8	43.5	37.3	38.0	39.8	42.5	35.4	36.1	37.8	40.3	32.8	33.4	35.0	37.4
	S/T	0.93	0.90	0.81	0.66	0.97	0.93	0.84	0.68	0.99	0.96	0.86	0.70	1.00	0.99	0.89	0.72	1.00	1.00	0.92	0.75	1.00	1.00	0.93	0.76
	Δ T	26	26	25	21	27	26	25	22	27	26	25	22	26	27	25	22	25	26	25	21	23	24	23	20
KW	2.66	2.72	2.80	2.89	2.87	2.93	3.02	3.12	3.05	3.12	3.22	3.33	3.21	3.28	3.39	3.50	3.35	3.42	3.54	3.66	3.46	3.54	3.66	3.79	
Amps	10.7	11.0	11.3	11.7	11.6	11.9	12.2	12.7	12.6	12.9	13.3	13.8	13.4	13.7	14.2	14.7	14.2	14.6	15.1	15.6	15.1	15.4	15.9	16.5	
HI PR	244	263	278	290	274	295	312	325	312	336	354	370	355	382	404	421	400	430	454	474	442	475	502	523	
LO PR	113	120	131	140	120	127	139	148	124	132	144	154	131	139	152	161	137	146	159	169	141	151	164	175	
MBh	37.0	37.7	39.5	42.1	36.1	36.8	38.6	41.2	35.3	36.0	37.7	40.2	34.4	35.1	36.7	39.2	32.7	33.3	34.9	37.2	30.3	30.9	32.3	34.5	
S/T	0.90	0.87	0.78	0.64	0.93	0.90	0.81	0.66	0.96	0.92	0.83	0.67	0.99	0.95	0.86	0.70	1.00	0.99	0.89	0.72	1.00	1.00	0.90	0.73	
Δ T	27	26	25	22	27	27	25	22	27	27	25	22	27	27	25	22	26	27	25	22	24	25	23	20	
KW	2.59	2.65	2.73	2.82	2.80	2.86	2.95	3.04	2.97	3.04	3.14	3.24	3.13	3.20	3.30	3.41	3.26	3.33	3.45	3.56	3.38	3.45	3.57	3.69	
Amps	10.5	10.7	11.0	11.4	11.3	11.5	11.9	12.3	12.2	12.5	12.9	13.4	13.0	13.3	13.8	14.3	13.9	14.2	14.7	15.2	14.7	15.0	15.5	16.1	
HI PR	237	255	269	281	266	286	302	315	303	326	344	359	345	371	392	408	388	417	441	460	428	461	487	508	
LO PR	110	117	127	136	116	123	135	143	121	128	140	149	127	135	147	157	133	141	154	164	137	146	159	170	

IDB = Entering Indoor Dry Bulb Temperature
 High and low pressures are measured at the liquid and suction access fittings.
 Shaded area reflects AHRH (TVA) conditions
 Amps: Unit amps (comp.+ evaporator + condenser fan motors)
 KW = Total system power

IDB		OUTDOOR AMBIENT TEMPERATURE																							
		65				75				85				95				105				115			
		59	63	67	71	59	63	67	71	59	63	67	71	59	63	67	71	59	63	67	71	59	63	67	71
70	AIRFLOW	59	63	67	71	59	63	67	71	59	63	67	71	59	63	67	71	59	63	67	71	59	63	67	71
	MBh	45.1	46.7	51.2	-	44.0	45.6	50.0	-	43.0	44.5	48.8	-	41.9	43.5	47.6	-	39.8	41.3	45.2	-	36.9	38.2	41.9	-
	S/T	0.77	0.65	0.45	-	0.80	0.67	0.46	-	0.82	0.69	0.48	-	0.85	0.71	0.49	-	0.88	0.74	0.51	-	0.89	0.74	0.51	-
	Δ T	18	15	12	-	18	16	12	-	18	16	12	-	18	16	12	-	18	16	12	-	17	15	11	-
	KW	2.99	3.05	3.15	-	3.22	3.28	3.39	-	3.42	3.49	3.60	-	3.59	3.67	3.79	-	3.74	3.83	3.95	-	3.87	3.96	4.09	-
	Amps	12.9	13.1	13.5	-	13.8	14.1	14.5	-	14.9	15.2	15.6	-	15.8	16.1	16.6	-	16.7	17.1	17.6	-	17.6	18.0	18.5	-
	HI PR	242	261	275	-	272	292	309	-	309	332	351	-	352	379	400	-	396	426	450	-	437	471	497	-
	LO PR	109	116	127	-	116	123	134	-	120	128	139	-	126	134	146	-	132	141	154	-	137	145	159	-
	MBh	43.8	45.4	49.7	-	42.7	44.3	48.5	-	41.7	43.2	47.4	-	40.7	42.2	46.2	-	38.7	40.1	43.9	-	35.8	37.1	40.7	-
	S/T	0.74	0.62	0.43	-	0.77	0.64	0.44	-	0.79	0.66	0.45	-	0.81	0.68	0.47	-	0.84	0.70	0.49	-	0.85	0.71	0.49	-
Δ T	19	16	12	-	19	16	12	-	19	16	12	-	19	16	12	-	19	16	12	-	17	15	11	-	
KW	2.97	3.03	3.12	-	3.19	3.26	3.36	-	3.39	3.46	3.57	-	3.56	3.64	3.76	-	3.71	3.80	3.92	-	3.84	3.93	4.06	-	
Amps	12.8	13.0	13.4	-	13.7	14.0	14.4	-	14.7	15.1	15.5	-	15.6	16.0	16.5	-	16.5	16.9	17.4	-	17.4	17.8	18.4	-	
HI PR	240	258	272	-	269	289	306	-	306	329	348	-	348	375	396	-	392	422	445	-	433	466	492	-	
LO PR	108	115	126	-	114	122	133	-	119	126	138	-	125	133	145	-	131	139	152	-	135	144	157	-	
MBh	40.4	41.9	45.9	-	39.5	40.9	44.8	-	38.5	39.9	43.7	-	37.6	38.9	42.7	-	35.7	37.0	40.5	-	33.1	34.3	37.5	-	
S/T	0.71	0.59	0.41	-	0.74	0.62	0.43	-	0.76	0.63	0.44	-	0.78	0.65	0.45	-	0.81	0.68	0.47	-	0.82	0.68	0.47	-	
Δ T	19	16	12	-	19	17	13	-	19	17	13	-	19	17	13	-	19	16	12	-	18	15	12	-	
KW	2.90	2.96	3.05	-	3.11	3.18	3.28	-	3.31	3.38	3.49	-	3.48	3.55	3.67	-	3.62	3.70	3.82	-	3.75	3.83	3.96	-	
Amps	12.5	12.7	13.1	-	13.3	13.6	14.0	-	14.4	14.7	15.1	-	15.2	15.6	16.1	-	16.1	16.5	17.0	-	17.0	17.4	17.9	-	
HI PR	233	250	264	-	261	281	296	-	297	319	337	-	338	364	384	-	380	409	432	-	420	452	477	-	
LO PR	105	112	122	-	111	118	129	-	115	123	134	-	121	129	141	-	127	135	147	-	131	140	153	-	

IDB		OUTDOOR AMBIENT TEMPERATURE																							
		65				75				85				95				105				115			
		59	63	67	71	59	63	67	71	59	63	67	71	59	63	67	71	59	63	67	71	59	63	67	71
75	AIRFLOW	59	63	67	71	59	63	67	71	59	63	67	71	59	63	67	71	59	63	67	71	59	63	67	71
	MBh	45.8	47.2	51.1	54.8	44.8	46.1	49.9	53.6	43.7	45.0	48.7	52.3	42.6	43.9	47.5	51.0	40.5	41.7	45.1	48.5	37.5	38.6	41.8	44.9
	S/T	0.88	0.79	0.60	0.38	0.91	0.82	0.62	0.40	0.94	0.84	0.63	0.41	0.97	0.86	0.65	0.42	1.00	0.90	0.68	0.44	1.00	0.90	0.68	0.44
	Δ T	21	19	16	11	21	19	16	11	21	19	16	11	21	19	16	11	21	19	16	11	19	18	15	10
	KW	3.01	3.08	3.17	3.27	3.24	3.31	3.42	3.53	3.45	3.52	3.63	3.75	3.62	3.70	3.82	3.95	3.78	3.86	3.99	4.12	3.91	3.99	4.13	4.27
	Amps	13.0	13.2	13.6	14.1	13.9	14.2	14.6	15.1	15.0	15.3	15.8	16.3	15.9	16.3	16.7	17.3	16.8	17.2	17.7	18.4	17.7	18.1	18.7	19.4
	HI PR	245	263	278	290	274	295	312	325	312	336	355	370	355	383	404	421	400	430	454	474	442	476	502	524
	LO PR	110	118	128	137	117	124	136	144	121	129	141	150	127	136	148	158	134	142	155	165	138	147	160	171
	MBh	44.5	45.8	49.6	53.2	43.5	44.8	48.4	52.0	42.4	43.7	47.3	50.8	41.4	42.6	46.1	49.5	39.3	40.5	43.8	47.0	36.4	37.5	40.6	43.6
	S/T	0.84	0.75	0.57	0.37	0.87	0.78	0.59	0.38	0.89	0.80	0.60	0.39	0.92	0.82	0.62	0.40	0.96	0.86	0.65	0.42	0.96	0.86	0.65	0.42
Δ T	21	20	16	11	22	20	16	11	22	20	16	11	22	20	17	11	22	20	16	11	20	19	15	11	
KW	2.99	3.05	3.15	3.25	3.22	3.29	3.39	3.50	3.42	3.49	3.60	3.72	3.59	3.67	3.79	3.92	3.75	3.83	3.95	4.09	3.88	3.96	4.09	4.23	
Amps	12.9	13.1	13.5	14.0	13.8	14.1	14.5	15.0	14.9	15.2	15.6	16.2	15.8	16.1	16.6	17.2	16.7	17.1	17.6	18.2	17.6	18.0	18.5	19.2	
HI PR	242	261	275	287	272	292	309	322	309	333	351	366	352	379	400	417	396	426	450	469	437	471	497	519	
LO PR	109	116	127	135	116	123	134	143	120	128	139	149	126	134	147	156	132	141	154	164	137	145	159	169	
MBh	41.1	42.3	45.8	49.1	40.1	41.3	44.7	48.0	39.2	40.3	43.7	46.8	38.2	39.3	42.6	45.7	36.3	37.4	40.5	43.4	33.6	34.6	37.5	40.2	
S/T	0.81	0.72	0.55	0.35	0.84	0.75	0.57	0.37	0.86	0.77	0.58	0.37	0.89	0.79	0.60	0.39	0.92	0.82	0.62	0.40	0.93	0.83	0.63	0.40	
Δ T	22	20	16	11	22	20	17	12	22	20	17	12	22	20	17	12	22	20	17	12	20	19	15	11	
KW	2.92	2.98	3.07	3.17	3.14	3.21	3.31	3.41	3.33	3.41	3.52	3.63	3.51	3.58	3.70	3.82	3.65	3.73	3.85	3.98	3.78	3.86	3.99	4.12	
Amps	12.6	12.8	13.2	13.6	13.5	13.7	14.1	14.6	14.5	14.8	15.2	15.8	15.4	15.7	16.2	16.7	16.3	16.6	17.1	17.7	17.1	17.5	18.1	18.7	
HI PR	235	253	267	278	264	284	300	312	300	323	341	355	341	367	388	405	384	413	436	455	424	457	482	503	
LO PR	106	113	123	131	112	119	130	139	116	124	135	144	122	130	142	151	128	136	149	159	133	141	154	164	

IDB = Entering Indoor Dry Bulb Temperature
 High and low pressures are measured at the liquid and suction access fittings.
 Shaded area reflects ACCA (TVA) conditions
 KW = Total system power
 Amps: Unit amps (comp.+ evaporator + condenser fan motors)

IDB		OUTDOOR AMBIENT TEMPERATURE												ENTERING INDOOR WET BULB TEMPERATURE															
		65				75				85				95				105				115							
		59	63	67	71	59	63	67	71	59	63	67	71	59	63	67	71	59	63	67	71	59	63	67	71				
80	MBh	46.7	47.7	50.9	54.4	45.6	46.6	49.7	53.2	44.5	45.5	48.6	51.9	43.4	44.3	47.4	50.6	42.1	43.1	46.0	49.2	40.0	40.9	43.7	46.7	37.1	37.9	40.5	43.3
	S/T	0.97	0.91	0.74	0.55	1.00	0.94	0.76	0.57	1.00	0.96	0.78	0.59	1.00	1.00	0.81	0.60	1.00	0.95	0.77	0.58	1.00	0.98	0.80	0.60	1.00	0.99	0.81	0.60
	Δ T	23	22	19	15	23	22	19	16	23	22	19	16	22	23	20	16	24	23	20	16	23	23	20	16	21	22	19	15
	KW	3.04	3.10	3.20	3.30	3.27	3.34	3.45	3.56	3.47	3.55	3.66	3.78	3.65	3.73	3.86	3.99	3.62	3.70	3.83	3.95	3.78	3.86	3.99	4.12	3.91	3.99	4.13	4.27
	Amps	13.1	13.4	13.7	14.2	14.0	14.3	14.7	15.2	15.1	15.4	15.9	16.4	16.0	16.4	16.9	17.5	15.9	16.3	16.8	17.3	16.8	17.2	17.7	18.4	17.7	18.1	18.7	19.4
	HI PR	247	266	281	293	277	298	315	329	315	339	358	374	359	386	408	426	356	383	404	421	400	430	455	474	442	476	502	524
	LO PR	112	119	130	138	118	125	137	146	123	130	142	152	129	137	149	159	127	136	148	158	134	142	155	165	138	147	160	171
	MBh	45.3	46.3	49.5	52.9	44.2	45.2	48.3	51.6	43.2	44.1	47.2	50.4	42.1	43.1	46.0	49.2	40.0	40.9	43.7	46.7	37.1	37.9	40.5	43.3	34.2	35.0	37.4	39.9
	S/T	0.92	0.86	0.70	0.53	0.95	0.90	0.73	0.54	0.98	0.92	0.75	0.56	1.00	0.95	0.77	0.58	1.00	0.95	0.77	0.58	1.00	0.98	0.80	0.60	1.02	0.96	0.78	0.58
	Δ T	24	23	20	16	24	23	20	16	24	23	20	16	24	23	20	16	24	23	20	16	23	23	20	16	21	22	19	15
KW	2.94	3.00	3.10	3.19	3.16	3.23	3.33	3.44	3.36	3.43	3.54	3.66	3.53	3.61	3.73	3.85	3.53	3.61	3.73	3.85	3.68	3.76	3.89	4.02	3.81	3.89	4.02	4.16	
Amps	12.7	12.9	13.3	13.7	13.6	13.9	14.3	14.7	14.6	14.9	15.4	15.9	15.5	15.8	16.3	16.9	15.5	15.8	16.3	16.9	16.4	16.8	17.3	17.9	17.3	17.7	18.2	18.9	
HI PR	237	255	270	281	266	286	303	316	303	326	344	359	345	371	392	409	345	371	392	409	388	417	441	460	429	461	487	508	
LO PR	107	114	124	133	113	120	132	140	118	125	137	146	124	132	144	153	124	132	144	153	130	138	150	160	134	143	156	166	
85	MBh	47.5	48.4	50.7	54.1	46.4	47.3	49.5	52.8	45.3	46.1	48.3	51.6	44.2	45.0	47.1	50.3	42.0	42.8	44.8	47.8	40.7	41.5	43.5	46.4	37.7	38.5	40.3	43.0
	S/T	1.00	0.98	0.88	0.72	1.00	1.00	0.91	0.74	1.00	1.00	0.94	0.76	1.00	1.00	0.97	0.78	1.00	1.00	0.97	0.78	1.00	1.00	0.96	0.78	1.00	1.00	0.97	0.78
	Δ T	24	24	23	20	24	24	23	20	23	24	23	20	23	23	23	20	21	22	23	20	21	22	23	20	20	20	21	19
	KW	3.06	3.13	3.22	3.33	3.29	3.37	3.47	3.59	3.50	3.58	3.69	3.82	3.68	3.77	3.89	4.02	3.84	3.92	4.05	4.19	3.97	4.06	4.20	4.34	3.97	4.06	4.20	4.34
	Amps	13.2	13.5	13.9	14.3	14.1	14.4	14.9	15.4	15.2	15.6	16.0	16.6	16.2	16.5	17.0	17.6	17.1	17.5	18.0	18.7	18.0	18.5	19.0	19.7	18.0	18.5	19.0	19.7
	HI PR	250	269	284	296	280	301	318	332	318	343	362	377	363	390	412	430	408	439	464	484	451	485	512	534	451	485	512	534
	LO PR	113	120	131	139	119	127	138	147	124	132	144	153	130	138	151	161	136	145	158	169	141	150	164	174	141	150	164	174
	MBh	46.1	47.0	49.2	52.5	45.0	45.9	48.1	51.3	43.9	44.8	46.9	50.1	42.9	43.7	45.8	48.8	40.7	41.5	43.5	46.4	37.7	38.5	40.3	43.0	34.8	35.5	37.2	39.7
	S/T	0.97	0.93	0.84	0.68	1.00	0.97	0.87	0.71	1.00	0.99	0.89	0.73	1.00	1.00	0.92	0.75	1.00	1.00	0.92	0.75	1.00	1.00	0.96	0.78	1.00	1.00	0.97	0.78
	Δ T	26	25	24	21	26	25	24	21	25	25	24	21	25	25	24	21	25	24	24	21	23	24	24	21	22	22	22	19
KW	3.04	3.10	3.20	3.30	3.27	3.34	3.45	3.56	3.47	3.55	3.66	3.78	3.65	3.73	3.86	3.99	3.81	3.89	4.02	4.16	3.94	4.03	4.16	4.30	3.94	4.03	4.16	4.30	
Amps	13.1	13.4	13.7	14.2	14.0	14.3	14.7	15.2	15.1	15.4	15.9	16.4	16.0	16.4	16.9	17.5	17.0	17.4	17.9	18.5	17.9	18.3	18.9	19.5	17.9	18.3	18.9	19.5	
HI PR	247	266	281	293	277	298	315	329	315	339	358	374	359	386	408	426	404	435	459	479	446	480	507	529	446	480	507	529	
LO PR	112	119	130	138	118	125	137	146	123	130	142	152	129	137	149	159	135	143	157	167	140	148	162	173	140	148	162	173	
MBh	42.5	43.4	45.4	48.5	41.5	42.4	44.4	47.3	40.6	41.3	43.3	46.2	39.6	40.3	42.2	45.1	37.6	38.3	40.1	42.8	34.8	35.5	37.2	39.7	31.9	32.6	34.3	36.8	
S/T	0.93	0.90	0.81	0.66	0.96	0.93	0.84	0.68	0.99	0.95	0.86	0.70	1.00	0.99	0.89	0.72	1.00	1.00	0.92	0.75	1.00	1.00	0.92	0.75	1.00	1.00	0.93	0.76	
Δ T	26	26	24	21	26	26	24	21	26	26	24	21	26	26	25	21	25	25	24	21	25	25	24	21	23	23	23	20	
KW	2.96	3.03	3.12	3.22	3.19	3.26	3.36	3.47	3.39	3.46	3.57	3.69	3.56	3.64	3.76	3.89	3.71	3.79	3.92	4.05	3.84	3.93	4.06	4.19	3.84	3.93	4.06	4.19	
Amps	12.8	13.0	13.4	13.9	13.7	14.0	14.4	14.9	14.7	15.0	15.5	16.0	15.6	16.0	16.5	17.0	16.5	16.9	17.4	18.0	17.4	17.8	18.4	19.0	17.4	17.8	18.4	19.0	
HI PR	240	258	272	284	269	289	306	319	306	329	348	362	348	375	396	413	392	422	445	464	433	466	492	513	433	466	492	513	
LO PR	108	115	126	134	114	122	133	141	119	126	138	147	125	133	145	154	131	139	152	162	135	144	157	167	135	144	157	167	

IDB = Entering Indoor Dry Bulb Temperature
 High and low pressures are measured at the liquid and suction access fittings.
 Shaded area reflects AHRH (TVA) conditions
 Amps: Unit amps (comp.+ evaporator + condenser fan motors)
 KW = Total system power

IDB		OUTDOOR AMBIENT TEMPERATURE																							
		65				75				85				95				105				115			
		59	63	67	71	59	63	67	71	59	63	67	71	59	63	67	71	59	63	67	71	59	63	67	71
70	AIRFLOW	59	63	67	71	59	63	67	71	59	63	67	71	59	63	67	71	59	63	67	71	59	63	67	71
	MBh	55.9	57.9	63.4	-	54.6	56.5	62.0	-	53.3	55.2	60.5	-	52.0	53.9	59.0	-	49.4	51.2	56.1	-	45.7	47.4	51.9	-
	S/T	0.71	0.59	0.41	-	0.74	0.62	0.43	-	0.76	0.63	0.44	-	0.78	0.65	0.45	-	0.81	0.68	0.47	-	0.82	0.68	0.47	-
	Δ T	20	18	13	-	21	18	14	-	21	18	14	-	21	18	14	-	20	18	13	-	19	17	13	-
	KW	3.69	3.77	3.90	-	3.99	4.08	4.22	-	4.25	4.35	4.49	-	4.48	4.58	4.74	-	4.68	4.79	4.95	-	4.85	4.96	5.13	-
	Amps	15.6	15.9	16.4	-	16.8	17.1	17.7	-	18.1	18.5	19.1	-	19.3	19.7	20.4	-	20.5	20.9	21.6	-	21.6	22.1	22.8	-
	HI PR	237	255	269	-	266	286	302	-	302	325	343	-	344	370	391	-	387	417	440	-	428	460	486	-
	LO PR	107	114	124	-	113	120	131	-	118	125	137	-	124	131	144	-	130	138	150	-	134	143	156	-
	MBh	54.2	56.2	61.6	-	53.0	54.9	60.1	-	51.7	53.6	58.7	-	50.4	52.3	57.3	-	47.9	49.7	54.4	-	44.4	46.0	50.4	-
	S/T	0.68	0.57	0.39	-	0.70	0.59	0.41	-	0.72	0.60	0.42	-	0.74	0.62	0.43	-	0.77	0.65	0.45	-	0.78	0.65	0.45	-
Δ T	21	18	14	-	21	19	14	-	21	19	14	-	22	19	14	-	21	18	14	-	20	17	13	-	
KW	3.66	3.74	3.87	-	3.96	4.04	4.18	-	4.22	4.31	4.46	-	4.44	4.55	4.70	-	4.64	4.75	4.91	-	4.81	4.92	5.09	-	
Amps	15.5	15.8	16.3	-	16.6	17.0	17.5	-	18.0	18.4	18.9	-	19.1	19.6	20.2	-	20.3	20.8	21.4	-	21.4	21.9	22.6	-	
HI PR	234	252	266	-	263	283	299	-	299	322	340	-	341	367	387	-	383	412	435	-	423	456	481	-	
LO PR	106	113	123	-	112	119	130	-	116	124	135	-	122	130	142	-	128	136	149	-	133	141	154	-	
MBh	50.1	51.9	56.8	-	48.9	50.7	55.5	-	47.7	49.5	54.2	-	46.6	48.3	52.9	-	44.2	45.8	50.2	-	41.0	42.5	46.5	-	
S/T	0.65	0.55	0.38	-	0.68	0.57	0.39	-	0.70	0.58	0.40	-	0.72	0.60	0.42	-	0.75	0.62	0.43	-	0.75	0.63	0.43	-	
Δ T	21	19	14	-	22	19	14	-	22	19	14	-	22	19	14	-	22	19	14	-	20	17	13	-	
KW	3.57	3.65	3.77	-	3.86	3.94	4.07	-	4.11	4.20	4.34	-	4.33	4.43	4.58	-	4.52	4.62	4.78	-	4.68	4.79	4.95	-	
Amps	15.1	15.4	15.9	-	16.2	16.6	17.1	-	17.5	17.9	18.5	-	18.6	19.1	19.7	-	19.8	20.2	20.8	-	20.9	21.3	22.0	-	
HI PR	227	245	258	-	255	275	290	-	290	312	330	-	330	356	375	-	372	400	422	-	411	442	467	-	
LO PR	103	109	120	-	109	116	126	-	113	120	131	-	119	126	138	-	124	132	144	-	129	137	149	-	

IDB = Entering Indoor Dry Bulb Temperature
 High and low pressures are measured at the liquid and suction access fittings.
 Shaded area reflects ACCA (TVA) conditions
 KW = Total system power
 Amps: Unit amps (comp.+ evaporator + condenser fan motors)

IDB		OUTDOOR AMBIENT TEMPERATURE												ENTERING INDOOR WET BULB TEMPERATURE												
		65				75				85				95				105				115				
		59	63	67	71	59	63	67	71	59	63	67	71	59	63	67	71	59	63	67	71	59	63	67	71	
80	AIRFLOW	59	63	67	71	59	63	67	71	59	63	67	71	59	63	67	71	59	63	67	71	59	63	67	71	
	MBh	57.8	59.1	63.1	67.5	56.5	57.7	61.6	65.9	55.1	56.3	60.2	64.3	53.8	55.0	58.7	62.8	51.1	52.2	55.8	59.6	47.3	48.4	51.7	55.2	
	S/T	0.89	0.83	0.68	0.51	0.92	0.86	0.70	0.52	0.94	0.88	0.72	0.54	1.00	0.91	0.74	0.56	1.00	0.95	0.77	0.58	1.00	0.96	0.78	0.58	
	Δ T	26	25	22	17	27	25	22	18	27	25	22	18	27	26	22	18	26	25	22	18	24	24	21	16	
	KW	3.76	3.84	3.97	4.10	4.06	4.15	4.29	4.43	4.33	4.42	4.57	4.73	4.56	4.67	4.83	4.99	4.76	4.87	5.04	5.22	4.93	5.05	5.22	5.41	
	Amps	15.9	16.2	16.7	17.3	17.0	17.4	18.0	18.6	18.4	18.9	19.4	20.1	19.6	20.1	20.7	21.5	20.8	21.3	22.0	22.8	22.0	22.5	23.2	24.1	
	HI PR	242	260	274	286	271	292	308	321	308	332	350	365	351	378	399	416	395	425	449	468	436	470	496	517	
	LO PR	109	116	127	135	116	123	134	143	120	128	139	148	126	134	146	156	132	141	153	163	137	145	159	169	
	1600	MBh	56.1	57.4	61.3	65.5	54.8	56.0	59.9	64.0	53.5	54.7	58.4	62.5	52.2	53.4	57.0	60.9	49.6	50.7	54.2	57.9	45.9	46.9	50.2	53.6
		S/T	0.85	0.79	0.65	0.48	0.88	0.82	0.67	0.50	0.90	0.84	0.69	0.51	0.93	0.87	0.71	0.53	0.96	0.90	0.74	0.55	0.97	0.91	0.74	0.55
Δ T		27	26	23	18	28	26	23	18	28	27	23	18	28	27	23	19	27	26	23	18	26	25	21	17	
KW		3.72	3.81	3.93	4.06	4.02	4.11	4.25	4.40	4.29	4.39	4.53	4.69	4.52	4.63	4.78	4.95	4.72	4.83	5.00	5.17	4.89	5.01	5.18	5.36	
Amps		15.7	16.1	16.6	17.1	16.9	17.3	17.8	18.4	18.3	18.7	19.3	20.0	19.5	19.9	20.5	21.3	20.6	21.1	21.8	22.6	21.8	22.3	23.0	23.9	
HI PR		239	257	272	283	268	289	305	318	305	328	347	362	348	374	395	412	391	421	444	463	432	465	491	512	
LO PR		108	115	126	134	114	122	133	141	119	126	138	147	125	133	145	154	131	139	152	162	135	144	157	167	
1402		MBh	51.8	52.9	56.6	60.5	50.6	51.7	55.2	59.1	49.4	50.5	53.9	57.6	48.2	49.2	52.6	56.2	45.8	46.8	50.0	53.4	42.4	43.3	46.3	49.5
		S/T	0.82	0.77	0.62	0.47	0.85	0.79	0.65	0.48	0.87	0.81	0.66	0.49	0.90	0.84	0.68	0.51	0.93	0.87	0.71	0.53	0.94	0.88	0.72	0.53
		Δ T	28	27	23	18	28	27	23	19	28	27	23	19	28	27	24	19	28	27	23	19	26	25	22	17
	KW	3.63	3.71	3.83	3.96	3.92	4.01	4.14	4.28	4.18	4.27	4.42	4.57	4.41	4.51	4.66	4.82	4.60	4.70	4.86	5.03	4.76	4.87	5.04	5.22	
	Amps	15.3	15.7	16.1	16.7	16.5	16.8	17.4	18.0	17.8	18.2	18.8	19.4	19.0	19.4	20.0	20.7	20.1	20.6	21.2	22.0	21.2	21.7	22.4	23.2	
	HI PR	232	250	264	275	260	280	296	309	296	319	336	351	337	363	383	400	379	408	431	450	419	451	476	497	
	LO PR	105	112	122	130	111	118	129	137	115	123	134	143	121	129	141	150	127	135	147	157	131	140	152	162	
	1798	MBh	58.8	60.0	62.8	67.0	57.5	58.6	61.3	65.4	56.1	57.2	59.9	63.9	54.7	55.8	58.4	62.3	52.0	53.0	55.5	59.2	48.2	49.1	51.4	54.8
		S/T	0.93	0.90	0.81	0.66	0.96	0.93	0.84	0.68	0.99	0.95	0.86	0.70	1.00	0.99	0.89	0.72	1.00	1.00	0.92	0.75	1.00	1.00	0.93	0.75
		Δ T	28	28	26	23	28	28	26	23	28	28	26	23	28	28	27	23	27	27	26	23	25	25	24	21
KW		3.79	3.87	4.00	4.13	4.09	4.18	4.32	4.47	4.36	4.46	4.61	4.77	4.60	4.71	4.87	5.04	4.80	4.91	5.08	5.26	4.98	5.09	5.27	5.45	
Amps		16.0	16.3	16.8	17.4	17.2	17.6	18.1	18.8	18.6	19.0	19.6	20.3	19.8	20.3	20.9	21.7	21.0	21.5	22.2	23.0	22.2	22.7	23.5	24.3	
HI PR		244	263	277	289	274	295	311	324	311	335	354	369	355	382	403	420	399	429	453	473	441	474	501	522	
LO PR		110	117	128	137	117	124	135	144	121	129	141	150	127	135	148	158	133	142	155	165	138	147	160	171	
85		MBh	57.1	58.2	61.0	65.0	55.8	56.9	59.6	63.5	54.5	55.5	58.1	62.0	53.1	54.2	56.7	60.5	50.5	51.4	53.9	57.5	46.7	47.7	49.9	53.2
		S/T	0.89	0.86	0.77	0.63	0.92	0.89	0.80	0.65	0.94	0.91	0.82	0.67	0.97	0.94	0.85	0.69	1.00	0.98	0.88	0.71	1.00	0.98	0.89	0.72
		Δ T	29	29	27	23	29	29	27	24	30	29	27	24	30	29	28	24	29	29	27	24	27	27	25	22
	KW	3.76	3.84	3.97	4.10	4.06	4.15	4.29	4.43	4.33	4.42	4.57	4.73	4.56	4.67	4.83	4.99	4.76	4.87	5.04	5.22	4.93	5.05	5.22	5.41	
	Amps	15.9	16.2	16.7	17.3	17.0	17.4	18.0	18.6	18.4	18.9	19.4	20.1	19.6	20.1	20.7	21.5	20.8	21.3	22.0	22.8	22.0	22.5	23.2	24.1	
	HI PR	242	260	274	286	271	292	308	321	308	332	350	365	351	378	399	416	395	425	449	468	436	470	496	517	
	LO PR	109	116	127	135	116	123	134	143	120	128	139	148	126	134	146	156	132	141	153	163	137	145	159	169	
	1402	MBh	52.7	53.7	56.3	60.0	51.5	52.5	55.0	58.6	50.3	51.2	53.7	57.2	49.0	50.0	52.3	55.8	46.6	47.5	49.7	53.1	43.1	44.0	46.1	49.1
		S/T	0.86	0.83	0.75	0.60	0.89	0.86	0.77	0.63	0.91	0.88	0.79	0.64	0.94	0.91	0.82	0.66	0.97	0.94	0.85	0.69	0.98	0.95	0.86	0.69
		Δ T	30	29	27	24	30	29	28	24	30	29	28	24	30	30	28	24	30	29	28	24	28	27	26	22
KW		3.66	3.74	3.87	3.99	3.96	4.04	4.18	4.32	4.21	4.31	4.46	4.61	4.44	4.54	4.70	4.86	4.64	4.74	4.91	5.08	4.81	4.92	5.09	5.26	
Amps		15.5	15.8	16.3	16.8	16.6	17.0	17.5	18.1	18.0	18.4	18.9	19.6	19.1	19.6	20.2	20.9	20.3	20.7	21.4	22.2	21.4	21.9	22.6	23.4	
HI PR		234	252	266	278	263	283	299	312	299	322	340	354	341	366	387	404	383	412	435	454	423	456	481	502	
LO PR		106	113	123	131	112	119	130	139	116	124	135	144	122	130	142	151	128	136	149	159	133	141	154	164	

IDB = Entering Indoor Dry Bulb Temperature
 High and low pressures are measured at the liquid and suction access fittings.
 Shaded area reflects AHRH (TVA) conditions
 Amps: Unit amps (comp.+ evaporator + condenser fan motors)
 KW = Total system power

EXPANDED HEATING DATA

GPH1424H41**

	OUTDOOR AMBIENT TEMPERATURE																	
	65	60	55	50	47	45	40	35	30	25	20	17	15	10	5	0	-5	-10
MBh	28.7	27.1	25.5	23.9	22.8	22.1	20.5	18.9	16.2	15.0	13.8	13.0	12.5	11.2	10.0	8.7	7.4	6.1
T/R	31.2	29.6	27.8	26.0	24.8	24.1	22.4	20.6	17.6	16.3	15.0	14.2	13.6	12.2	10.8	9.5	8.1	6.6
kW	1.86	1.82	1.78	1.75	1.73	1.71	1.67	1.63	1.65	1.61	1.58	1.55	1.54	1.50	1.46	1.42	1.38	1.34
Amps	9.1	8.4	7.9	7.5	7.2	7.1	6.7	6.4	6.2	5.9	5.6	5.5	5.5	5.2	4.9	4.6	4.3	3.9
COP	4.51	4.36	4.19	4.00	3.87	3.78	3.59	3.39	2.87	2.71	2.56	2.45	2.38	2.19	2.00	1.79	1.57	1.32
EER	15.4	14.9	14.3	13.7	13.2	12.9	12.3	11.6	9.8	9.3	8.7	8.4	8.1	7.5	6.8	6.1	5.4	4.5
HI PR	367	352	338	324	316	310	298	286	274	262	251	245	241	232	223	214	206	199
LO PR	142	132	123	113	107	103	95	84	76	68	60	56	54	45	39	33	29	23

GPH1430H41**

	OUTDOOR AMBIENT TEMPERATURE																	
	65	60	55	50	47	45	40	35	30	25	20	17	15	10	5	0	-5	-10
MBh	34.7	32.8	30.9	28.9	27.6	26.7	24.8	22.9	19.2	17.7	16.3	15.4	14.8	13.3	11.8	10.3	8.8	7.2
T/R	30.6	29.0	27.3	25.5	24.3	23.6	21.9	20.2	16.9	15.6	14.4	13.6	13.1	11.7	10.4	9.1	7.7	6.3
kW	2.26	2.22	2.17	2.13	2.10	2.08	2.04	1.99	1.98	1.93	1.89	1.86	1.84	1.79	1.75	1.70	1.66	1.61
Amps	11.0	10.3	9.7	9.1	8.8	8.7	8.2	7.8	7.5	7.2	6.9	6.8	6.7	6.4	6.0	5.7	5.3	4.9
COP	4.48	4.33	4.16	3.97	3.84	3.76	3.56	3.36	2.84	2.68	2.53	2.42	2.36	2.17	1.97	1.77	1.55	1.30
EER	15.3	14.8	14.2	13.6	13.1	12.8	12.2	11.5	9.7	9.2	8.6	8.3	8.1	7.4	6.7	6.0	5.3	4.5
HI PR	374	359	345	330	322	316	304	291	279	267	256	250	245	236	227	218	210	203
LO PR	134	124	117	107	101	97	89	80	72	64	56	52	51	43	37	31	27	21

GPH1436H41**

	OUTDOOR AMBIENT TEMPERATURE																	
	65	60	55	50	47	45	40	35	30	25	20	17	15	10	5	0	-5	-10
MBh	41.5	39.3	37.0	34.6	33.0	32.0	29.7	27.4	26.9	24.8	22.9	21.6	20.8	18.7	16.5	14.4	12.3	10.1
T/R	32.0	30.3	28.5	26.7	25.5	24.7	22.9	21.1	20.8	19.2	17.7	16.7	16.1	14.4	12.8	11.1	9.5	7.8
kW	2.74	2.68	2.63	2.57	2.54	2.52	2.47	2.41	2.64	2.58	2.52	2.48	2.46	2.39	2.33	2.27	2.21	2.15
Amps	13.5	12.6	11.9	11.2	10.9	10.7	10.1	9.7	9.3	8.9	8.5	8.4	8.3	7.9	7.4	7.1	6.6	6.1
COP	4.44	4.29	4.12	3.93	3.80	3.71	3.52	3.32	2.98	2.82	2.66	2.55	2.48	2.28	2.08	1.86	1.63	1.37
EER	15.2	14.6	14.1	13.4	13.0	12.7	12.0	11.4	10.2	9.6	9.1	8.7	8.5	7.8	7.1	6.4	5.6	4.7
HI PR	367	352	338	323	316	310	298	286	274	262	251	245	241	232	223	214	206	199
LO PR	135	125	117	108	102	98	90	80	72	65	57	53	51	43	37	31	27	21

Above information is for nominal CFM and 70 degree indoor dry bulb. Instantaneous capacity listed.

kW = Total system power

High pressure is measured at the liquid line access fitting.

Low pressure is measured at the compressor suction access fitting.

Amps: Unit amps (comp.+ evaporator motor + condenser fan motor)

GPH1442H41**

	OUTDOOR AMBIENT TEMPERATURE																	
	65	60	55	50	47	45	40	35	30	25	20	17	15	10	5	0	-5	-10
MBh	47.1	44.6	42.0	39.3	37.5	36.3	33.8	31.1	26.7	24.6	22.7	21.4	20.6	18.5	16.4	14.3	12.2	10.0
T/R	33.6	31.8	29.9	28.0	26.7	25.9	24.0	22.2	19.0	17.5	16.1	15.2	14.7	13.2	11.7	10.2	8.7	7.1
kW	3.07	3.01	2.95	2.89	2.85	2.83	2.77	2.71	2.39	2.33	2.28	2.25	2.23	2.18	2.12	2.07	2.02	1.97
Amps	12.5	11.6	10.9	10.3	9.9	9.8	9.2	8.8	8.4	8.1	7.7	7.5	7.5	7.1	6.7	6.3	5.9	5.3
COP	4.50	4.34	4.17	3.98	3.85	3.76	3.57	3.36	3.27	3.09	2.91	2.78	2.71	2.49	2.26	2.02	1.77	1.49
EER	15.4	14.8	14.2	13.6	13.1	12.9	12.2	11.5	11.2	10.5	9.9	9.5	9.2	8.5	7.7	6.9	6.0	5.1
HI PR	370	355	341	326	319	313	301	288	276	264	253	247	243	234	225	215	208	200
LO PR	137	127	119	109	103	99	91	81	73	65	58	54	52	44	38	32	28	22

GPH1448H41**

	OUTDOOR AMBIENT TEMPERATURE																	
	65	60	55	50	47	45	40	35	30	25	20	17	15	10	5	0	-5	-10
MBh	56.6	53.6	50.4	47.1	45.0	43.6	40.5	37.4	32.4	29.9	27.5	26.0	25.0	22.5	19.9	17.4	14.8	12.1
T/R	32.7	31.0	29.2	27.3	26.0	25.2	23.4	21.6	18.7	17.3	15.9	15.0	14.5	13.0	11.5	10.1	8.6	7.0
kW	3.61	3.54	3.47	3.40	3.36	3.33	3.26	3.19	3.17	3.10	3.03	2.99	2.96	2.89	2.82	2.75	2.67	2.60
Amps	18.5	17.2	16.2	15.4	14.9	14.6	13.8	13.2	12.7	12.2	11.7	11.5	11.3	10.8	10.2	9.7	9.1	8.3
COP	4.59	4.43	4.25	4.06	3.92	3.84	3.64	3.43	2.99	2.82	2.66	2.55	2.48	2.28	2.07	1.85	1.62	1.37
EER	15.7	15.1	14.5	13.9	13.4	13.1	12.4	11.7	10.2	9.6	9.1	8.7	8.5	7.8	7.1	6.3	5.5	4.7
HI PR	383	368	353	338	330	324	311	299	286	273	262	256	251	242	233	223	215	208
LO PR	135	126	118	108	102	98	90	80	73	65	57	53	51	43	37	31	27	22

GPH1460H41**

	OUTDOOR AMBIENT TEMPERATURE																	
	65	60	55	50	47	45	40	35	30	25	20	17	15	10	5	0	-5	-10
MBh	68.5	64.9	61.0	57.1	54.5	52.8	49.1	45.2	42.1	38.9	35.8	33.8	32.5	29.2	25.9	22.6	19.3	15.8
T/R	39.6	37.5	35.3	33.0	31.5	30.6	28.4	26.2	24.4	22.5	20.7	19.6	18.8	16.9	15.0	13.1	11.1	9.1
kW	4.76	4.67	4.57	4.47	4.41	4.37	4.28	4.18	4.08	3.98	3.88	3.83	3.79	3.69	3.59	3.50	3.40	3.30
Amps	23.9	22.2	20.9	19.7	19.0	18.7	17.7	16.8	16.1	15.4	14.8	14.4	14.2	13.6	12.7	12.0	11.2	10.2
COP	4.21	4.07	3.91	3.74	3.61	3.54	3.36	3.17	3.02	2.86	2.70	2.58	2.51	2.32	2.11	1.89	1.66	1.40
EER	14.4	13.9	13.4	12.8	12.3	12.1	11.5	10.8	10.3	9.8	9.2	8.8	8.6	7.9	7.2	6.5	5.7	4.8
HI PR	407	390	375	358	350	343	330	317	303	290	278	272	267	257	247	237	228	220
LO PR	130	121	113	104	98	94	87	77	70	62	55	51	49	41	36	30	26	21

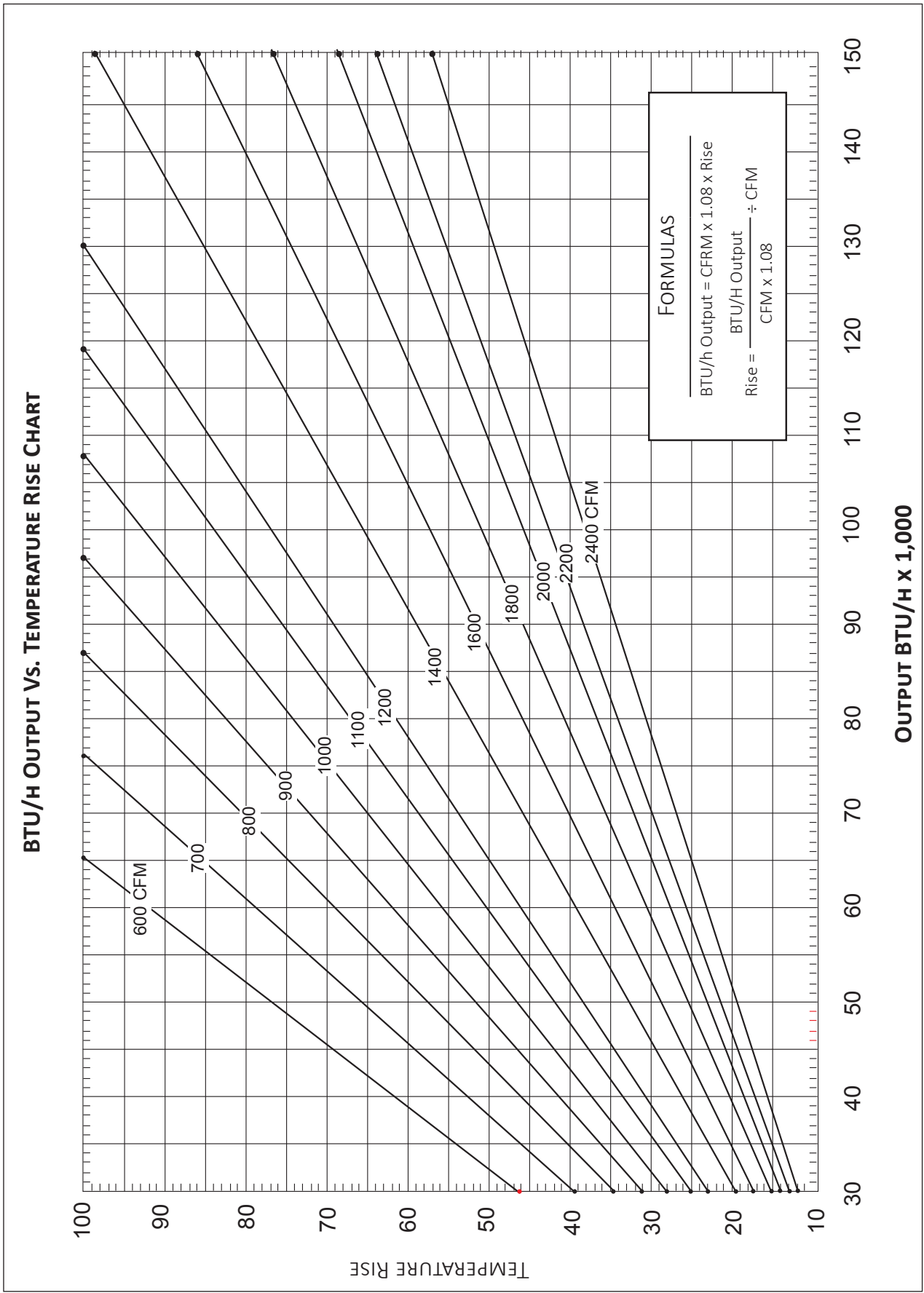
Above information is for nominal CFM and 70 degree indoor dry bulb. Instantaneous capacity listed.

kW = Total system power

High pressure is measured at the liquid line access fitting.

Low pressure is measured at the compressor suction access fitting.

Amps: Unit amps (comp.+ evaporator motor + condenser fan motor)



MODEL	SPEED*	VOLTS		E.S.P. (IN. OF H ₂ O)							
				0.10	0.20	0.30	0.40	0.50	0.60	0.70	0.80
GPH14 24H41D*	T1	230	CFM Watts	914 69	866 80	818 91	770 102	722 114	674 125	626 136	578 147
	T2, T3	230	CFM Watts	914 69	866 80	818 91	770 102	722 114	674 125	626 136	578 147
	T4, T5	230	CFM Watts	1,231 168	1,179 180	1,127 193	1,074 205	1,022 218	969 230	917 243	865 255
GPH14 30H41D*	T1	230	CFM Watts	1,005 91	961 102	918 114	874 125	831 137	787 149	744 160	700 172
	T2, T3	230	CFM Watts	1,110 120	1,067 132	1,023 144	980 155	936 167	893 178	849 190	806 202
	T4, T5	230	CFM Watts	1,462 241	1,409 253	1,357 266	1,305 278	1,252 291	1,200 303	1,147 315	1,095 328
GPH14 36H41D*	T1	230	CFM Watts	1,151 132	1,097 144	1,042 156	988 169	933 181	879 194	824 206	770 219
	T2, T3	230	CFM Watts	1,261 131	1,215 144	1,169 157	1,123 169	1,076 182	1,030 194	984 207	937 220
	T4, T5	230	CFM Watts	1,577 277	1,525 290	1,472 302	1,420 314	1,367 327	1,315 339	1,263 352	1,210 364
GPH14 42H41E*	T1	230	CFM Watts	1,165 118	1,122 130	1,080 142	1,037 154	995 166	953 178	910 190	868 202
	T2,T3	230	CFM Watts	1,365 188	1,322 200	1,280 212	1,237 224	1,195 236	1,153 248	1,110 260	1,068 272
	T4, T5	230	CFM Watts	1,645 285	1,602 297	1,560 309	1,517 321	1,475 333	1,433 346	1,390 358	1,348 370
GPH14 48H41E*	T1	230	CFM Watts	1,337 179	1,297 190	1,218 203	1,155 210	1,118 225	1,088 243	1,022 249	989 268
	T2,T3	230	CFM Watts	1,711 330	1,640 341	1,605 358	1,537 370	1,496 377	1,441 394	1,397 408	1,347 418
	T4, T5	230	CFM Watts	2,002 498	1,935 521	1,885 516	1,827 534	1,767 551	1,732 567	1,669 571	1,618 574
GPH14 60H41F*	T1	230	CFM Watts	1,507 168	1,459 175	1,410 183	1,362 191	1,314 199	1,266 207	1,218 214	1,169 222
	T2,T3	230	CFM Watts	1,793 363	1,745 371	1,697 379	1,649 387	1,600 394	1,552 402	1,504 410	1,456 418
	T4, T5	230	CFM Watts	1,919 449	1,870 457	1,822 465	1,774 472	1,726 480	1,678 488	1,629 496	1,581 503

* Speed set at T2 at factory.

HEAT KIT ELECTRICAL DATA (BLOWER ONLY, HEAT MODE)

MODEL AND HEAT KIT USAGE	CIRCUIT #1		CIRCUIT #2		SINGLE-POINT KIT		ACTUAL KW / BTU@ 240V
	MCA ¹	MOD ²	MCA ¹	MOD ²	MCA ¹	MOP ²	
GPH1424H41D*	1.9	---	---	---	--	--	---
HKR-05*, HKR-05C*	21 / 25	25 / 25	---	---	46	50	4.75 / 16,200
HKR-08*, HKR-08C*	32 / 36	35 / 40	---	---	57	60	7 / 23,800
HKR-10*, HKR-10C*	43 / 49	45 / 50	---	---	70	80	9.5 / 32,400
GPH1430H41D*	2.3	---	---	---	--	--	---
HKR-05*, HKR-05C*	21 / 25	25 / 25	---	---	47	50	4.75 / 16,200
HKR-08*, HKR-08C*	32 / 36	35 / 40	---	---	59	60	7 / 23,800
HKR-10*, HKR-10C*	43 / 49	45 / 50	---	---	72	80	9.5 / 32,400
HKP-15C*	43 / 49	45 / 50	21 / 25	25 / 25	97	100	14.25 / 48,600
GPH1436H41D*	2.3	---	---	---	--	--	---
HKR-05*, HKR-05C*	21 / 25	25 / 25	---	---	51	60	4.75 / 16,200
HKR-08*, HKR-08C*	32 / 36	35 / 40	---	---	62.7	70	7 / 23,800
HKR-10*, HKR-10C*	43 / 49	45 / 50	---	---	75.8	80	9.5 / 32,400
HKP-15C*	43 / 49	45 / 50	21 / 25	25 / 25	100.5	110	14.25 / 48,600
GPH1442H41E*	3.6	---	---	---	--	--	---
HKP-05C*	21 / 25	25 / 25	---	---	52	60	4.75 / 16,200
HKR-08C*	32 / 36	35 / 40	---	---	64	70	7 / 23,800
HKP-10C*	43 / 49	45 / 50	---	---	77	80	9.5 / 32,400
HKP-15C*	43 / 49	45 / 50	21 / 25	25 / 25	102	110	14.25 / 48,600
HKP-20C	43 / 49	45 / 50	43 / 49	45 / 50	127	150	19.0 / 64,800
GPH1448H41E*	3.6	---	---	---	--	--	---
HKP-05C*	21 / 25	25 / 25	---	---	56	70	4.75 / 16,200
HKR-08C*	32 / 36	35 / 40	---	---	68	80	7 / 23,800
HKP-10C*	43 / 49	45 / 50	---	---	81	90	9.5 / 32,400
HKP-15C*	43 / 49	45 / 50	21 / 25	25 / 25	106	110	14.25 / 48,600
HKP-20C	43 / 49	45 / 50	43 / 49	45 / 50	131	150	19.0 / 64,800
GPH1460H41F*	7.5	---	---	---	--	--	---
HKP-05C*	21 / 25	25 / 25	---	---	65	80	4.75 / 16,200
HKR-08C*	32 / 36	35 / 40	---	---	76	90	7 / 23,800
HKP-10C*	43 / 49	45 / 50	---	---	89	100	9.5 / 32,400
HKP-15C*	43 / 49	45 / 50	21 / 25	25 / 25	114	125	14.25 / 48,600
HKP-20C	43 / 49	45 / 50	43 / 49	45 / 50	139	150	19.0 / 64,800

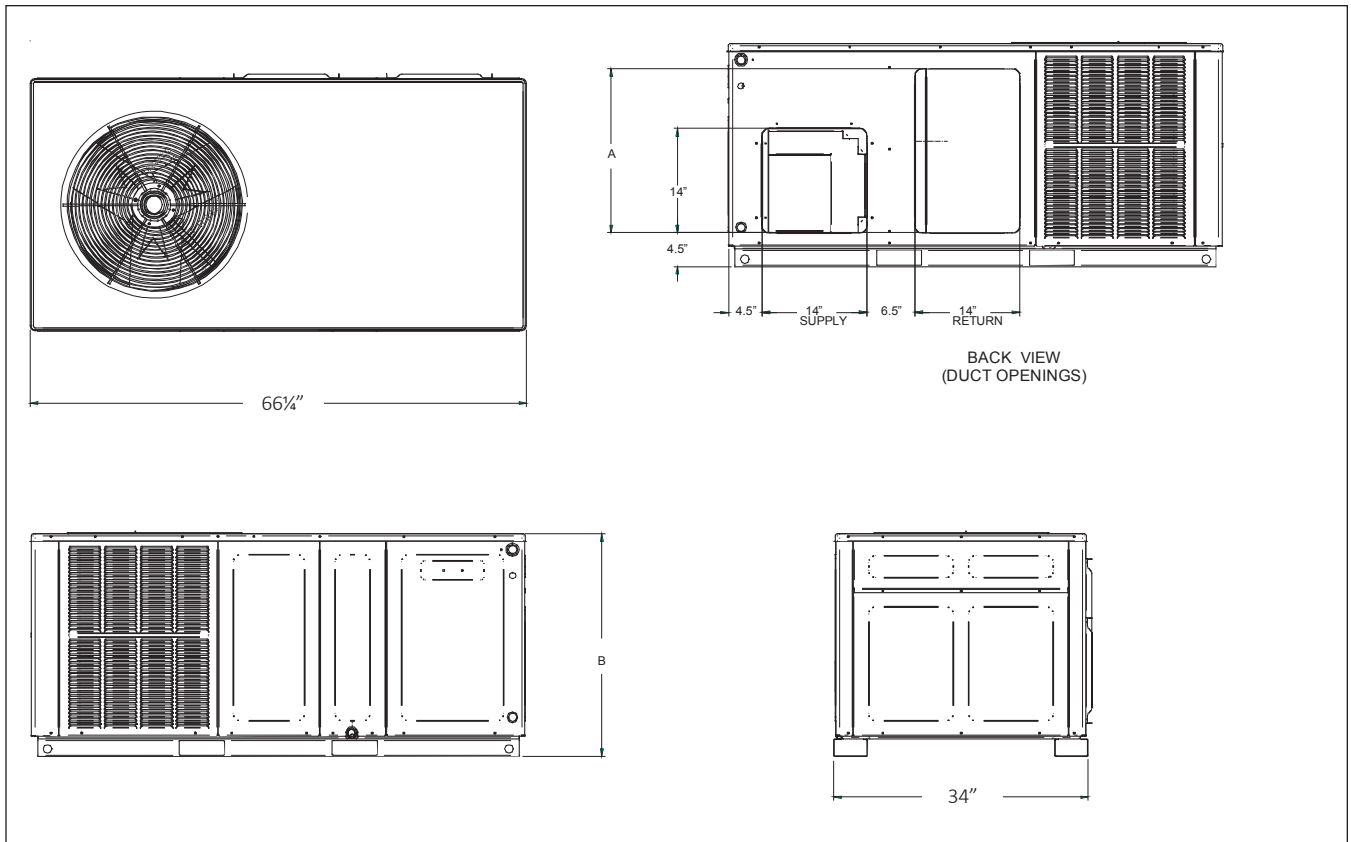
¹ Minimum Circuit Ampacity @ 208 / 240 V

² Maximum Overcurrent Protection Device @ 208 / 240 V

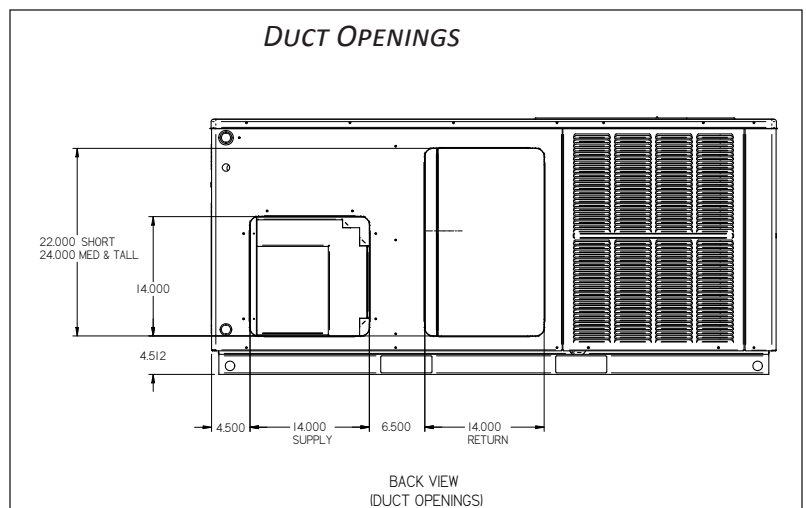
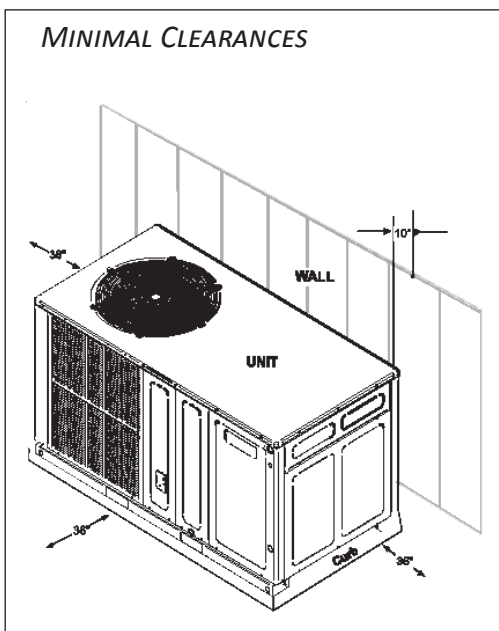
* Revision level that may or may not be designated

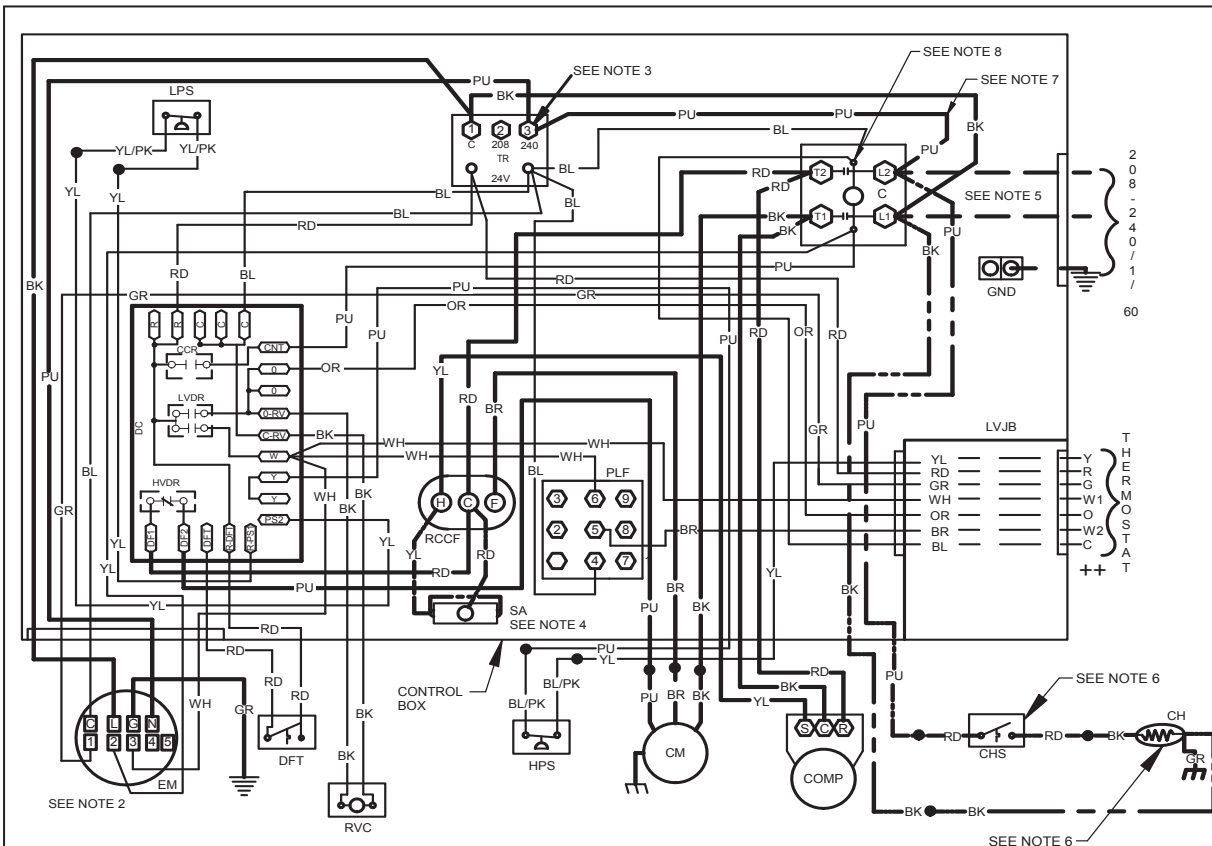
C Circuit breaker option

HKP-15C and HKP-20C replace HKR-15C and HKR-20C respectively to meet new UL1995 requirements.



MODEL	A"	B"	CHASSIS SIZE
GPH1424H41**	22	30	Small
GPH1430H41**	22	30	Small
GPH1436H41**	24	35	Medium
GPH1442H41**	24	35	Medium
GPH1448H41**	24	35	Medium
GPH1460H41**	24	38 1/4	Large

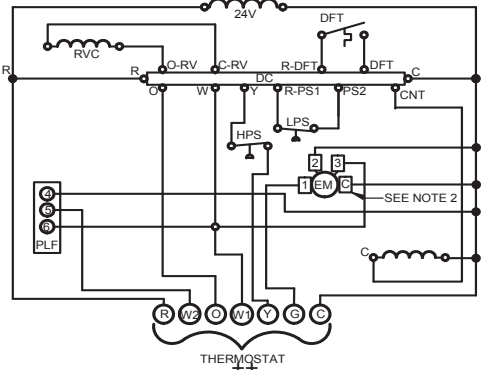
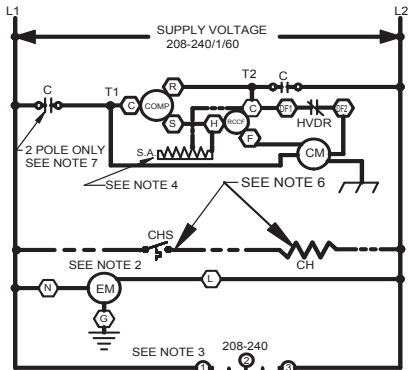




High Voltage: Disconnect all power before servicing or installing this unit. Multiple power sources may be present. Failure to do so may cause property damage, personal injury, or death.

WARNING

Wiring is subject to change. Always refer to the wiring diagram or the unit for the most up-to-date wiring.



COMPONENT LEGEND

- C CONTACTOR
- CCR COMPRESSOR CONTACTOR RELAY
- CH CRACKCASE HEATER
- CHS CRACKCASE HEATER SWITCH
- CM CONDENSER MOTOR
- COMP COMPRESSOR
- DC DEFROST CONTROL
- DFT DEFROST THERMOSTAT
- EM EVAPORATOR MOTOR
- GND EQUIPMENT GROUND
- HVDR HIGH VOLTAGE DEFROST RELAY
- LPS LOW PRESSURE SWITCH
- LVDR LOW VOLTAGE DEFROST RELAY
- LVJB LOW VOLTAGE JUNCTION BOX
- PLF FEMALE PLUG / CONNECTOR
- RVC REVERSING VALVE COIL
- RCCF RUN CAPACITOR FOR COMPRESSOR AND FAN
- SA START ASSIST
- TR TRANSFORMER
- HPS HIGH PRESSURE SWITCH

FACTORY WIRING

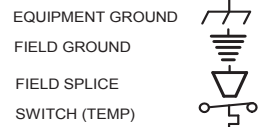
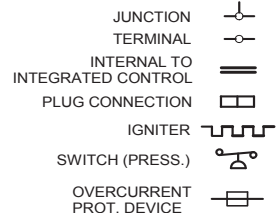
- LINE VOLTAGE
- LOW VOLTAGE
- OPTIONAL HIGH VOLTAGE

FIELD WIRING

- HIGH VOLTAGE
- - - LOW VOLTAGE

WIRE CODE

- BK BLACK
- BL BLUE
- BR BROWN
- GR GREEN
- OR ORANGE
- PU PURPLE
- RD RED
- WH WHITE
- YL YELLOW



NOTES:

1. REPLACEMENT WIRE MUST BE SAME SIZE AND TYPE INSULATION AS ORIGINAL (AT LEAST 105°C) USE COPPER CONDUCTOR ONLY.
2. TO CHANGE EVAPORATOR MOTOR SPEED MOVE WHITE AND YELLOW LEADS FROM EM#2 AND #3 TO #4 AND #5. IF BOTH LEADS ARE ENERGIZED, THE HIGHER SPEED SETTING IS USED.
3. FOR 208 VOLT TRANSFORMER OPERATION MOVE PURPLE WIRES FROM TERMINAL 3 TO TERMINAL 2 ON TRANSFORMER.
4. START ASSIST FACTORY EQUIPPED WHEN REQUIRED
5. USE COPPER CONDUCTORS ONLY
- ++ USE N.E.C. CLASS 2 WIRE
6. CRANKCASE HEATER AND CRANKCASE HEATER SWITCH FACTORY EQUIPPED WHEN REQUIRED.
7. DOUBLE POLE CONTACTOR SHOWN. SINGLE POLE CONTACTOR COULD BE FACTORY EQUIPPED AS AN ALTERNATE CONFIGURATION.
8. COMMON SIDE OF CONTACTOR CAN NOT BE GROUNDED OR CONNECTED TO ANY OTHER COMMON (24V).

SEE UNIT RATING PLATE FOR TYPE AND SIZE OF OVER CURRENT PROTECTION



0140G01640-C

ACCESSORY DESCRIPTION	ITEM NUMBER	
	SMALL CHASSIS	MEDIUM/LARGE CHASSIS
Downflow Economizer (use w/PCCP roof curb)	DDNECNJPCHHA	DDNECNJPCHHA
Downflow Plenum Kit (use w/PCCP roof curb)	PCP101-103	PCP101-103
Downflow Plenum Kit (R-8) (use w/PCCP roof curb)	PCP101-103 R8	PCP101-103 R8
Elbow Flashing w/R-8 Liner	PCEF101-103	PCEF101-103
Economizer Wiring Harness	0259G00215	0259G00215
External Horizontal Filter Rack	DPHFRA	DPHFRA
Horizontal Economizer	DHZECNJPCHM	DHZECNJPCHM
Manual Damper	PCMD101-103	PCMD101-103
Manual Damper- Horizontal	GPHMD101-103	GPHMD101-103
Motorized Damper	PCMDM101-103	PCMDM101-103
Outdoor Thermostat & Emergency Heat Relay Kit	OT/EHR18-60	OT/EHR18-60
Outdoor Thermostat Kit w/ Lockout Stat	OT18-60A	OT18-60A
Roof Curb	PCCP101-103	PCCP101-103
Square to Round Downflow (use w/PCCP roof curb)	SQRPC101	SQRPC102-103
Square to Round Horizontal	SQRPCH101	SQRPCH102-103

SINGLE-POINT KIT ACCESSORY KITS

Select the single-point kit accessory based on the unit model.

MODEL	SINGLE-POINT KIT
GPH1424H41C*	SPK-30
GPH1430H41C*	SPK-35
GPH1436H41C*	SPK-40
GPH1442H41C*	SPK-40
GPH1448H41C*	SPK-50
GPH1460H41C*	SPK-60

MODEL	SINGLE-POINT KIT
GPH1424H41D*	SPK-30
GPH1430H41D*	SPK-35
GPH1436H41D*	SPK-40
GPH1442H41D*	SPK-45
GPH1448H41D*	SPK-50
GPH1460H41**	SPK-60

