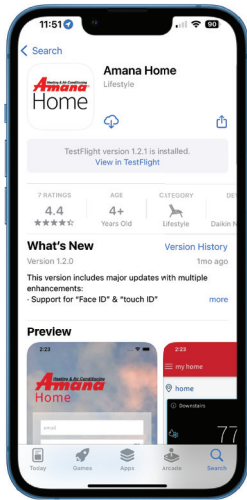


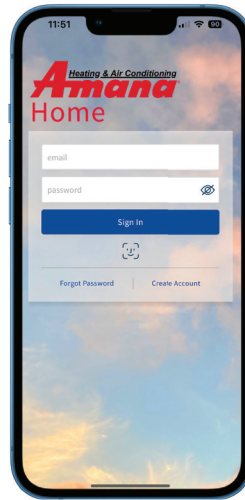
HOW TO CREATE YOUR ACCOUNT:

Download the **Amana Home** app and create your account to enable control of your new **Amana** comfort system from your mobile device. Your installing dealer will help you pair your account to your thermostat on the day of installation.

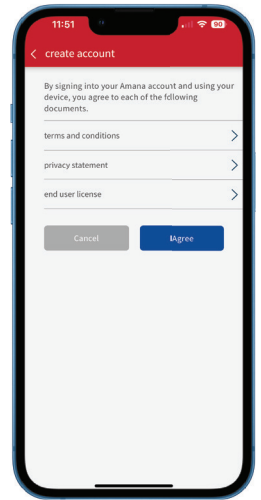
1 Download the **Amana Home** App from your device via the App or Google Play store (See the QR codes below for quick access).



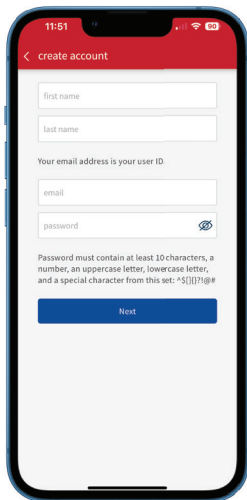
2 Select “Create Account”



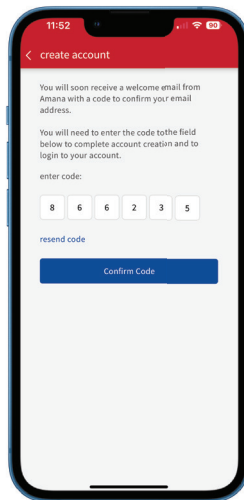
3 Review “terms and conditions”, etc., and select “I Agree”



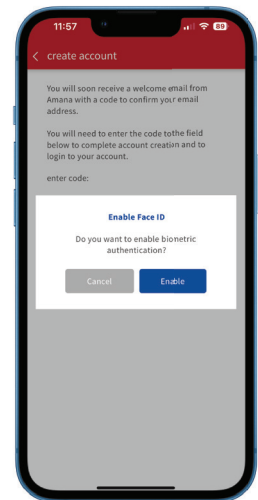
4 Fill in the required information and select “Next”



5 Enter the 6 digit verification code (sent to your email) and then select “Confirm Code”



6 Choose to “Enable Face ID” or if not select “Cancel” to complete account creation



DID YOU KNOW:

You can control your system through popular voice-activated speakers? Learn more at amana-hac.com