

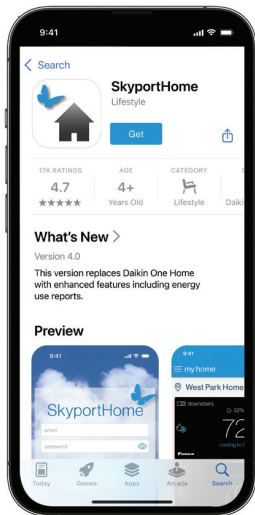
ACCOUNT SET-UP

HOW TO CREATE YOUR ACCOUNT:

Download the *SkyportHome* app and create your account to enable control of your new comfort system from your mobile device. Your installing contractor will help you pair your account to your thermostat on the day of installation.

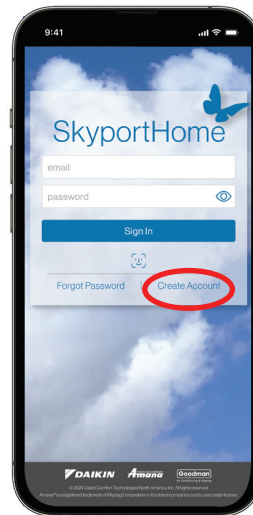
1

Download the *SkyportHome* App from your device via the App or Google Play store (See the QR codes below for quick access).



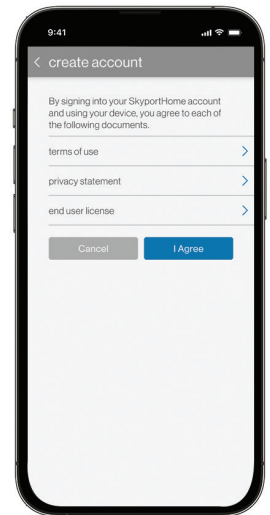
2

Select "Create Account"



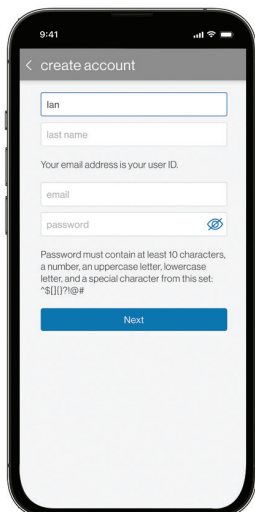
3

Review the linked terms of use below, and select "I Agree."



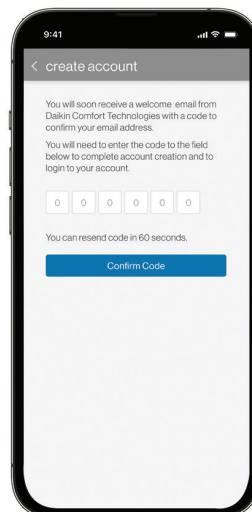
4

Fill in the required information and select "Next"



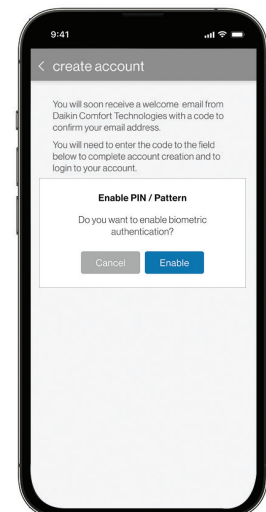
5

Enter the 6 digit verification code (sent to your email) and then select "Confirm Code"



6

Choose to enable PIN/Pattern (Biometric Authentication), or select "Cancel" to complete account creation.



DID YOU KNOW:

You can control your system through popular voice-activated speakers? Learn more at www.daikinone.com