


ENERGY-EFFICIENT
R-32 SPLIT SYSTEM AIR CONDITIONER
UP TO 15 SEER2
1½ TO 5 TONS



Contents

Nomenclature 2
 Product Specifications 3
 Expanded Cooling Data 4
 Performance Data 18
 Wiring Diagrams 20
 Dimensions 22
 Accessories 22

R32

Standard Features

- Energy-efficient compressor
- Copper tube/ enhanced aluminum fin coil- 5mm diameter
- Factory-installed filter drier
- Sweat connection service valves with easy access to gauge ports
- Enclosed contactor
- High-pressure switch
- Ground lug connection
- Capacitors with extended life
- AHRI Certified
- ETL Listed

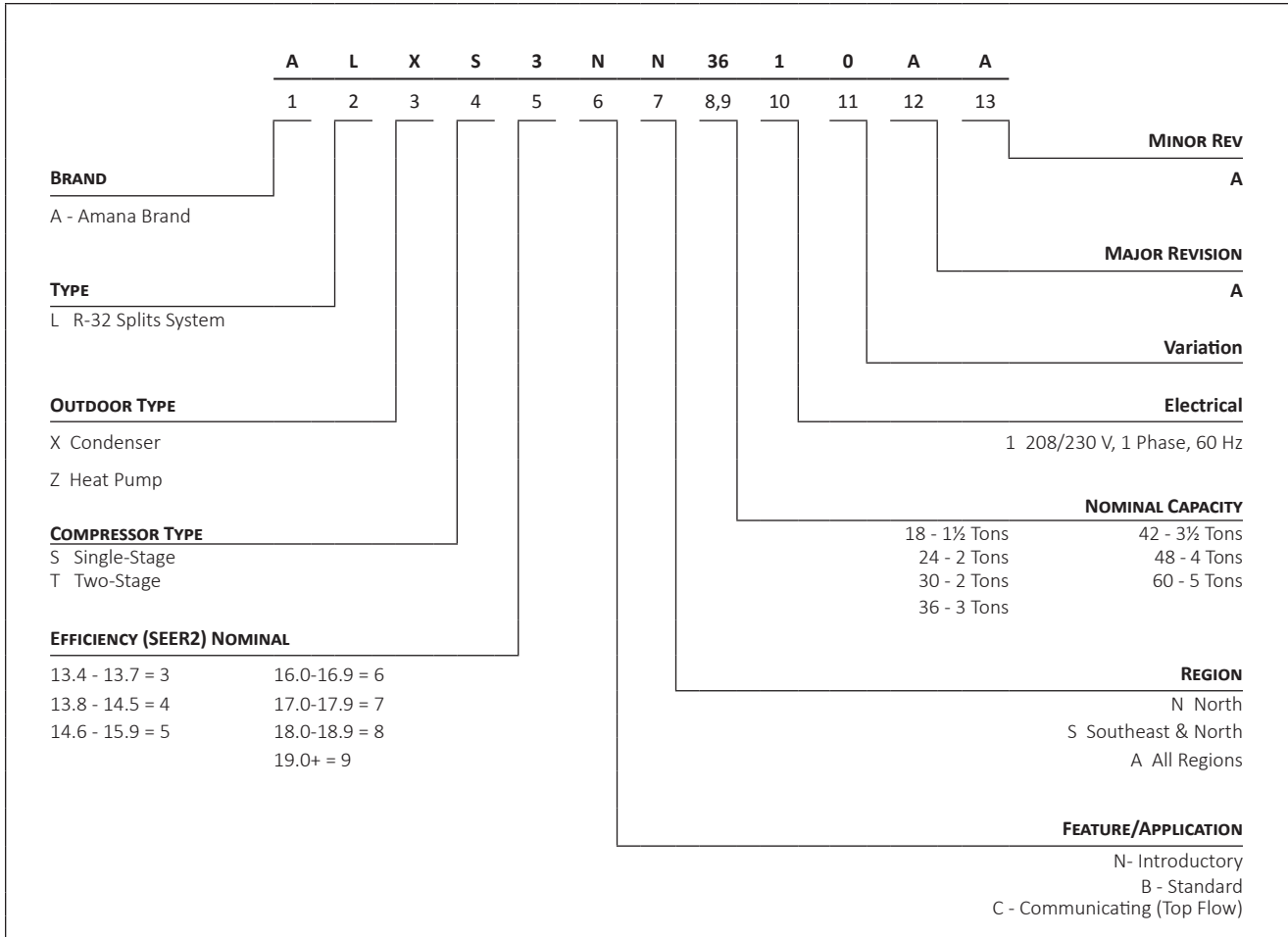
Cabinet Features

- Removable grille-style top design compliant with UL 60335-2-40
- Venturi for increased velocity of airflow
- Attractive Architectural Gray powder-paint finish with 500-hour salt-spray approval
- Wire fan discharge grille
- Steel louver coil guard
- Compact footprint
- Top and side maintenance access
- Single-panel access to controls with space provided for field-installed accessories
- When properly anchored, meets the 2023 Florida Building Code unit integrity requirements for hurricane-type winds (Anchor bracket kits available.)



* Complete warranty available from your local dealer or at www.amana-hac.com. To receive the 10-Year Parts Limited Warranty, online registration must be completed within 60 days of installation. Online registration is not required in California, Florida, or Québec. The duration of warranty coverages in Texas and Florida differs in some cases. Other limitations and exclusions apply, refer to complete warranty details for full list of limitations and exclusions.

NOMENCLATURE



	ALXS3NN 1810A*	ALXS3NN N2410A*	ALXS3NN N3010A*	ALXS3NN N3610A*	ALXS3NN N4210A*	ALXS3NN N4810A*	ALXS3NN N6010A*
COOLING CAPACITY							
Nominal Cooling (BTU/h)	18,000	24,000	30,000	36,000	42,000	48,000	60,000
Decibels (dBA)	73.0	74.0	74.0	69.0	73.0	71.0	74.0
COMPRESSOR							
RLA	8.2	8.2	11.2	13.4	14.4	19.4	23.9
LRA	41.2	41.2	52.5	83.3	112.2	127.7	148.0
Stage	Single	Single	Single	Single	Single	Single	Single
Type	Rotary	Rotary	Rotary	Scroll	Scroll	Scroll	Scroll
CONDENSER FAN MOTOR							
Motor Type	PSC	PSC	PSC	PSC	PSC	PSC	PSC
Horsepower (RPM)	1/8	1/8	1/8	1/8	1/4	1/4	1/4
FLA	0.70	0.70	0.70	0.70	1.4	1.4	1.3
REFRIGERATION SYSTEM							
Refrigerant Line Size ¹							
Liquid Line Size ("O.D.)	3/8"	3/8"	3/8"	3/8"	3/8"	3/8"	3/8"
Suction Line Size ("O.D.)	3/4"	3/4"	3/4"	7/8"	1 1/8"	1 1/8"	1 1/8"
Refrigerant Connection Size							
Liquid Valve Size ("O.D.)	3/8"	3/8"	3/8"	3/8"	3/8"	3/8"	3/8"
Suction Valve Size ("O.D.) ²	3/4"	3/4"	3/4"	7/8"	7/8"	7/8"	7/8"
Valve Connection Type	Sweat	Sweat	Sweat	Sweat	Sweat	Sweat	Sweat
Refrigerant Charge ³	53	53	60	60	74	84	91
ELECTRICAL DATA							
Voltage-Phase	208/230-1	208/230-1	208/230-1	208/230-1	208/230-1	208/230-1	208/230-1
Minimum Circuit Ampacity ⁴	10.9	10.9	14.7	17.5	19.4	25.6	31.1
Max. Overcurrent Protection ⁵	15.0	15.0	25.0	30.0	30.0	45.0	50.0
Min / Max Volts	197/253	197/253	197/253	197/253	197/253	197/253	197/253
Electrical Conduit Size	1/2" or 3/4"	1/2" or 3/4"	1/2" or 3/4"	1/2" or 3/4"	1/2" or 3/4"	1/2" or 3/4"	1/2" or 3/4"
Equipment Weight (lbs)	114	114	134	136	180	188	229
Ship Weight (lbs)	129	129	149	151	195	203	244

¹ Line sizes denoted for 25' line sets, tested and rated in accordance with AHRI Standard 210/240. For other line set lengths or sizes, refer to the Installation Instructions and/or the Long Line Set Applications guide.

² Any suction line adapter will need to be supplied by the field.

³ Unit is factory charged with refrigerant for 15' of 3/8" liquid line. System charge must be adjusted per the Final Charge Adjustment procedure found in the Installation Instructions.

⁴ Wire size should be determined in accordance with National Electrical Codes; extensive wire runs will require larger wire sizes

⁵ Must use time-delay fuses or HACR-type circuit breakers of the same size as noted.

NOTES

- Always check the S&R plate for electrical data on the unit being installed.

EXPANDED COOLING DATA — ALXS3NN1810A*+ CAPTA2422A*

IDB		OUTDOOR AMBIENT TEMPERATURE																																			
		65						75						85						95						105						115					
		AIRFLOW		59	63	67	71	59		63	67	71	59		63	67	71	59		63	67	71	59		63	67	71	59		63	67	71					
70	MBh	18.3	18.5	19.1	-	18.1	18.3	18.9	-	17.6	17.9	18.4	-	16.8	17.0	17.6	-	15.8	16.0	16.6	-	14.9	15.1	15.7	-												
	S/T	0.53	0.46	0.34	-	0.54	0.47	0.34	-	0.56	0.49	0.37	-	0.58	0.51	0.38	-	0.60	0.53	0.40	-	0.64	0.57	0.45	-												
	ΔT	23	21	17	-	23	21	17	-	24	22	18	-	23	21	17	-	23	21	17	-	24	22	18	-												
	kW	1.19	1.19	1.18	-	1.32	1.31	1.31	-	1.46	1.46	1.46	-	1.61	1.61	1.61	-	1.79	1.79	1.78	-	1.99	1.99	1.99	-												
	Amps	4.2	4.2	4.2	-	4.8	4.8	4.8	-	5.4	5.4	5.4	-	6.1	6.1	6.1	-	6.9	6.9	6.9	-	7.9	7.9	7.8	-												
675	MBh	18.6	18.8	19.4	-	18.4	18.6	19.2	-	17.9	18.2	18.7	-	17.1	17.3	17.9	-	16.1	16.3	16.9	-	15.2	15.4	16.0	-												
	S/T	0.61	0.54	0.41	-	0.61	0.54	0.42	-	0.63	0.56	0.44	-	0.65	0.58	0.46	-	0.67	0.60	0.48	-	0.72	0.65	0.53	-												
	ΔT	22	20	16	-	22	20	16	-	22	20	16	-	22	20	16	-	21	19	15	-	23	21	17	-												
	kW	1.20	1.20	1.19	-	1.32	1.32	1.32	-	1.47	1.47	1.46	-	1.62	1.62	1.62	-	1.80	1.79	1.79	-	2.00	2.00	1.99	-												
	Amps	4.2	4.2	4.2	-	4.8	4.8	4.8	-	5.5	5.5	5.5	-	6.2	6.2	6.2	-	7.0	7.0	7.0	-	7.9	7.9	7.9	-												

75	MBh	18.3	18.5	19.1	19.9	18.1	18.4	18.9	19.7	17.6	17.9	18.4	19.3	16.8	17.1	17.6	18.4	15.8	16.1	16.6	17.4	14.9	15.1	15.7	16.5
	S/T	0.65	0.58	0.46	0.3	0.65	0.58	0.46	0.3	0.68	0.61	0.48	0.4	0.69	0.62	0.50	0.4	0.71	0.64	0.52	0.4	1.00	0.69	0.57	0.4
	ΔT	28	26	22	18	28	26	22	18	28	26	22	18	28	26	22	18	28	26	22	18	29	27	23	19
	kW	1.19	1.19	1.18	1.2	1.31	1.31	1.31	1.3	1.46	1.46	1.45	1.5	1.61	1.61	1.61	1.6	1.79	1.78	1.78	1.8	1.99	1.99	1.99	2.0
	Amps	4.2	4.2	4.2	4.2	4.8	4.8	4.8	4.8	5.4	5.4	5.4	5.5	6.1	6.1	6.1	6.2	6.9	6.9	6.9	7.0	7.9	7.9	7.8	7.9
625	MBh	18.6	18.8	19.4	20.2	18.4	18.7	19.2	20.0	17.1	18.2	18.7	19.6	17.1	17.4	17.9	18.7	16.1	16.4	16.9	17.7	15.2	15.4	16.0	16.8
	S/T	0.72	0.65	0.53	0.4	0.73	0.66	0.54	0.4	0.75	0.68	0.56	0.4	0.77	0.70	0.58	0.4	1.00	0.72	0.60	0.5	1.00	0.77	0.64	0.5
	ΔT	26	24	20	16	26	24	20	16	27	25	21	16	26	24	20	16	26	24	20	16	27	25	21	17
	kW	1.20	1.19	1.19	1.20	1.32	1.32	1.32	1.33	1.47	1.47	1.46	1.47	1.62	1.62	1.62	1.63	1.79	1.79	1.79	1.80	2.00	2.00	1.99	2.00
	Amps	4.2	4.2	4.2	4.3	4.8	4.8	4.8	4.8	5.5	5.5	5.5	5.5	6.2	6.2	6.2	6.2	7.0	7.0	7.0	7.0	7.9	7.9	7.9	7.9
675	MBh	18.7	19.0	19.5	20.4	18.6	18.8	19.4	20.2	18.1	18.4	18.9	19.7	17.3	17.5	18.1	18.9	16.3	16.5	17.1	17.9	15.4	15.6	16.2	17.0
	S/T	0.74	0.68	0.55	0.4	0.75	0.68	0.56	0.4	0.77	0.70	0.58	0.5	0.79	0.72	0.60	0.5	1.00	0.74	0.62	0.5	1.00	0.79	0.67	0.5
	ΔT	26	24	20	16	26	24	20	15	26	24	20	16	26	24	20	15	25	23	19	15	27	25	21	16
	kW	1.20	1.20	1.20	1.2	1.33	1.33	1.32	1.3	1.47	1.47	1.47	1.5	1.62	1.62	1.62	1.6	1.80	1.80	1.79	1.8	2.00	2.00	2.00	2.0
	Amps	4.2	4.2	4.2	4.3	4.8	4.8	4.8	4.9	5.5	5.5	5.5	5.5	6.2	6.2	6.2	6.2	7.0	7.0	7.0	7.0	7.9	7.9	7.9	7.9

IDB: Entering Indoor Dry Bulb Temperature
 High and low pressures are measured at the liquid and suction service valves.
 Shaded area reflects ACCA (TVA) conditions
 kW = Total system power
 Amps = outdoor unit amps (comp.+fan)

EXPANDED COOLING DATA — ALXS3NN2410A*+ CAPTA2422A*

IDB		OUTDOOR AMBIENT TEMPERATURE																																															
		65								75								85								95								105								115							
		AIREFLOW		59	63	67	71	59	63	67	71	ENTERING INDOOR WET BULB TEMPERATURE		59	63	67	71	ENTERING INDOOR WET BULB TEMPERATURE		59	63	67	71	ENTERING INDOOR WET BULB TEMPERATURE		59	63	67	71	ENTERING INDOOR WET BULB TEMPERATURE		59	63	67	71														
700	MBh	23.7	24.0	24.7	-	23.5	23.8	24.5	-	22.9	23.2	23.9	-	21.8	22.2	22.9	-	20.6	20.9	21.6	-	19.4	19.7	20.4	-	23.7	24.0	24.7	-	23.5	23.8	24.5	-	22.9	23.2	23.9	-	21.8	22.2	22.9	-	20.6	20.9	21.6	-	19.4	19.7	20.4	-
	S/T	0.63	0.56	0.43	-	0.64	0.57	0.44	-	0.66	0.59	0.46	-	0.68	0.61	0.48	-	0.70	0.63	0.50	-	0.75	0.68	0.55	-	0.63	0.56	0.43	-	0.64	0.57	0.44	-	0.66	0.59	0.46	-	0.68	0.61	0.48	-	0.70	0.63	0.50	-	0.75	0.68	0.55	-
	ΔT	21	19	15	-	21	19	15	-	21	19	15	-	21	19	15	-	20	18	15	-	22	20	16	-	21	19	15	-	21	19	15	-	21	19	15	-	21	19	15	-	20	18	15	-	22	20	16	-
	kW	1.50	1.50	1.50	-	1.67	1.67	1.67	-	1.87	1.86	1.86	-	2.07	2.07	2.07	-	2.31	2.30	2.30	-	2.58	2.58	2.57	-	1.50	1.50	1.50	-	1.67	1.67	1.67	-	1.87	1.86	1.86	-	2.07	2.07	2.07	-	2.31	2.30	2.30	-	2.58	2.58	2.57	-
	Amps	5.5	5.5	5.4	-	6.2	6.2	6.2	-	7.1	7.1	7.1	-	8.1	8.1	8.1	-	9.1	9.1	9.1	-	10.4	10.4	10.4	-	5.5	5.5	5.4	-	6.2	6.2	6.2	-	7.1	7.1	7.1	-	8.1	8.1	8.1	-	9.1	9.1	9.1	-	10.4	10.4	10.4	-
800	MBh	24.1	24.5	25.2	-	23.9	24.3	25.0	-	23.3	23.6	24.3	-	22.3	22.6	23.3	-	21.0	21.3	22.0	-	19.8	20.1	20.8	-	24.1	24.5	25.2	-	23.9	24.3	25.0	-	23.3	23.6	24.3	-	22.3	22.6	23.3	-	21.0	21.3	22.0	-	19.8	20.1	20.8	-
	S/T	0.67	0.59	0.47	-	0.67	0.60	0.47	-	0.70	0.62	0.50	-	0.71	0.64	0.51	-	0.74	0.66	0.53	-	1.00	0.71	0.58	-	0.67	0.59	0.47	-	0.67	0.60	0.47	-	0.70	0.62	0.50	-	0.71	0.64	0.51	-	0.74	0.66	0.53	-	1.00	0.71	0.58	-
	ΔT	20	18	14	-	20	17	14	-	20	18	14	-	20	17	14	-	19	17	13	-	21	18	15	-	20	18	14	-	20	17	14	-	20	18	14	-	20	17	14	-	19	17	13	-	21	18	15	-
	kW	1.51	1.51	1.51	-	1.68	1.68	1.68	-	1.87	1.87	1.87	-	2.08	2.08	2.08	-	2.31	2.31	2.31	-	2.59	2.59	2.58	-	1.51	1.51	1.51	-	1.68	1.68	1.68	-	1.87	1.87	1.87	-	2.08	2.08	2.08	-	2.31	2.31	2.31	-	2.59	2.59	2.58	-
	Amps	5.5	5.5	5.5	-	6.3	6.3	6.3	-	7.2	7.2	7.1	-	8.1	8.1	8.1	-	9.2	9.2	9.2	-	10.4	10.4	10.4	-	5.5	5.5	5.5	-	6.3	6.3	6.3	-	7.2	7.2	7.1	-	8.1	8.1	8.1	-	9.2	9.2	9.2	-	10.4	10.4	10.4	-
900	MBh	24.7	25.0	25.7	-	24.5	24.8	25.5	-	23.8	24.2	24.9	-	22.8	23.1	23.8	-	21.5	21.8	22.5	-	20.3	20.7	21.4	-	24.7	25.0	25.7	-	24.5	24.8	25.5	-	23.8	24.2	24.9	-	22.8	23.1	23.8	-	21.5	21.8	22.5	-	20.3	20.7	21.4	-
	S/T	0.67	0.60	0.47	-	0.68	0.61	0.48	-	0.70	0.63	0.50	-	0.72	0.65	0.52	-	0.74	0.67	0.54	-	1.00	0.72	0.59	-	0.67	0.60	0.47	-	0.68	0.61	0.48	-	0.70	0.63	0.50	-	0.72	0.65	0.52	-	0.74	0.67	0.54	-	1.00	0.72	0.59	-
	ΔT	19	17	13	-	18	16	13	-	19	17	13	-	18	16	13	-	18	16	12	-	19	17	14	-	19	17	13	-	18	16	13	-	19	17	13	-	18	16	13	-	18	16	12	-	19	17	14	-
	kW	1.52	1.52	1.51	-	1.69	1.69	1.69	-	1.88	1.88	1.88	-	2.09	2.09	2.09	-	2.32	2.32	2.32	-	2.59	2.59	2.59	-	1.52	1.52	1.51	-	1.69	1.69	1.69	-	1.88	1.88	1.88	-	2.09	2.09	2.09	-	2.32	2.32	2.32	-	2.59	2.59	2.59	-
	Amps	5.5	5.5	5.5	-	6.3	6.3	6.3	-	7.2	7.2	7.2	-	8.1	8.1	8.1	-	9.2	9.2	9.2	-	10.5	10.5	10.4	-	5.5	5.5	5.5	-	6.3	6.3	6.3	-	7.2	7.2	7.2	-	8.1	8.1	8.1	-	9.2	9.2	9.2	-	10.5	10.5	10.4	-

IDB		OUTDOOR AMBIENT TEMPERATURE																																															
		65								75								85								95								105								115							
		AIREFLOW		59	63	67	71	59	63	67	71	ENTERING INDOOR WET BULB TEMPERATURE		59	63	67	71	ENTERING INDOOR WET BULB TEMPERATURE		59	63	67	71	ENTERING INDOOR WET BULB TEMPERATURE		59	63	67	71	ENTERING INDOOR WET BULB TEMPERATURE		59	63	67	71														
700	MBh	23.7	24.1	24.8	25.8	23.5	23.8	24.5	25.6	22.9	23.2	23.9	25.0	21.8	22.2	22.9	23.9	20.6	20.9	21.6	22.7	19.4	19.7	20.4	21.5	23.7	24.1	24.8	25.8	23.5	23.8	24.5	25.6	22.9	23.2	23.9	25.0	21.8	22.2	22.9	23.9	20.6	20.9	21.6	22.7	19.4	19.7	20.4	21.5
	S/T	0.75	0.68	0.55	0.4	0.76	0.69	0.56	0.4	0.78	0.71	0.58	0.4	0.80	0.73	0.60	0.5	1.00	0.75	0.62	0.5	1.00	0.80	0.67	0.5	0.75	0.68	0.55	0.4	0.76	0.69	0.56	0.4	0.78	0.71	0.58	0.4	0.80	0.73	0.60	0.5	1.00	0.75	0.62	0.5	1.00	0.80	0.67	0.5
	ΔT	25	23	19	15	25	23	19	15	25	23	20	16	25	23	19	15	25	23	19	15	26	24	20	16	25	23	19	15	25	23	19	15	25	23	20	16	25	23	19	15	26	24	20	16				
	kW	1.50	1.50	1.50	1.5	1.67	1.67	1.67	1.7	1.86	1.86	1.86	1.9	2.07	2.07	2.07	2.1	2.30	2.30	2.30	2.3	2.58	2.58	2.57	2.6	1.50	1.50	1.50	1.5	1.67	1.67	1.67	1.7	1.86	1.86	1.86	1.9	2.07	2.07	2.07	2.1	2.30	2.30	2.30	2.3	2.58	2.58	2.57	2.6
	Amps	5.5	5.4	5.4	5.5	6.2	6.2	6.2	6.3	7.1	7.1	7.1	7.2	8.1	8.1	8.1	8.1	9.1	9.1	9.1	9.2	10.4	10.4	10.4	10.4	5.5	5.4	5.4	5.5	6.2	6.2	6.2	6.3	7.1	7.1	7.1	7.2	8.1	8.1	8.1	8.1	9.1	9.1	9.1	9.2	10.4	10.4	10.4	10.4
800	MBh	24.1	24.5	25.2	26.2	23.9	24.3	25.0	26.0	23.3	23.7	24.4	25.4	22.3	22.6	23.3	24.4	21.0	21.3	22.0	23.1	19.8	20.1	20.8	21.9	24.1	24.5	25.2	26.2	23.9	24.3	25.0	26.0	23.3	23.7	24.4	25.4	22.3	22.6	23.3	24.4	21.0	21.3	22.0	23.1	19.8	20.1	20.8	21.9
	S/T	0.79	0.72	0.59	0.5	0.79	0.72	0.59	0.5	0.82	0.75	0.62	0.5	1.00	0.76	0.64	0.5	1.00	0.79	0.66	0.5	1.00	0.83	0.71	0.6	0.79	0.72	0.59	0.5	0.79	0.72	0.59	0.5	0.82	0.75	0.62	0.5	1.00	0.76	0.64	0.5	1.00	0.79	0.66	0.5	1.00	0.83	0.71	0.6
	ΔT	24	22	18	14	24	22	18	14	24	22	18	14	24	22	18	14	24	22	18	14	25	23	19	15	24	22	18	14	24	22	18	14	24	22	18	14	24	22	18	14	24	22	18	14	25	23	19	15
	kW	1.51	1.51	1.50	1.52	1.68	1.68	1.68	1.69	1.87	1.87	1.87	1.88	2.08	2.08	2.08	2.09	2.31	2.31	2.31	2.32	2.59	2.58	2.58	2.59	1.51	1.51	1.50	1.52	1.68	1.68	1.68	1.69	1.87	1.87	1.87	1.88	2.08	2.08	2.08	2.09	2.31	2.31	2.31	2.32	2.59	2.58	2.58	2.59
	Amps	5.5	5.5	5.5	5.5	6.3	6.3	6.3	6.3	7.2	7.2	7.1	7.2	8.1	8.1	8.1	8.2	9.2	9.2	9.2	9.2	10.4	10.4	10.4	10.5	5.5	5.5	5.5	5.5	6.3	6.3	6.3	6.3	7.2	7.2	7.1	7.2	8.1	8.1	8.1	8.2	9.2	9.2	9.2	9.2	10.4	10.4	10.4	10.5
900	MBh	24.7	25.0	25.7	26.8	24.5	24.8	25.5	26.6	23.9	24.2	24.9	26.0	22.8	23.1	23.8	24.9	21.5	21.8	22.5	23.6	20.3	20.7	21.4	22.4	24.7	25.0	25.7	26.8	24.5	24.8	25.5	26.6	23.9	24.2	24.9	26.0	22.8	23.1	23.8	24.9	21.5	21.8	22.5	23.6	20.3	20.7	21.4	22.4
	S/T	0.80	0.72	0.60	0.5	0.80	0.73	0.60	0.5	0.83	0.75	0.63	0.5	1.00	0.77	0.64	0.5	1.00	0.79	0.66	0.5	1.00	0.84	0.71	0.6	0.80	0.72	0.60	0.5	0.80	0.73	0.60	0.5	0.83	0.75	0.63	0.5	1.00	0.77	0.64	0.5	1.00	0.79	0.66	0.5	1.00	0.84	0.71	0.6
	ΔT	23	21	17	13	23	21	17	13	23	21	17	13	23	21	17	13	23	21	17	13	24	22	18	14	23	21	17	13	23	21	17	13	23	21	17	13	23	21	17	13	24	22	18	14	25	23	19	15
	kW	1.52	1.52	1.51	1.5	1.69	1.69	1.68	1.7	1.88	1.88	1.88	1.9	2.09	2.09	2.09	2.1	2.32	2.32	2.32	2.3	2.59	2.59	2.59	2.6																								

EXPANDED COOLING DATA — ALXS3NN2410A*+ CAPTA2422A* (CONT.)

IDB		OUTDOOR AMBIENT TEMPERATURE																							
		65				75				85				95				105				115			
		AIRFLOW	59	63	67	71	59	63	67	71	59	63	67	71	59	63	67	71	59	63	67	71	59	63	67
700	MBh	23.8	24.2	24.9	25.9	23.6	24.0	24.7	25.7	23.0	23.4	24.1	25.1	22.0	22.3	23.0	24.1	20.7	21.0	21.7	22.8	19.5	19.8	20.5	21.6
	S/T	0.87	0.80	0.67	0.5	0.88	0.81	0.68	0.5	1.00	0.83	0.70	0.6	1.00	0.85	0.72	0.6	1.00	0.87	0.74	0.6	1.00	0.92	0.79	0.7
	ΔT	30	28	24	20	30	28	24	20	30	28	24	20	30	28	24	20	29	27	24	20	31	29	25	21
	kW	1.50	1.50	1.50	1.5	1.67	1.67	1.67	1.7	1.87	1.86	1.86	1.9	2.07	2.07	2.07	2.1	2.31	2.30	2.30	2.3	2.58	2.58	2.57	2.6
	Amps	5.5	5.5	5.4	5.5	6.2	6.2	6.2	6.3	7.1	7.1	7.1	7.2	8.1	8.1	8.1	8.1	9.1	9.1	9.1	9.2	10.4	10.4	10.4	10.4
800	MBh	24.3	24.6	25.3	26.4	24.1	24.4	25.1	26.2	23.4	23.8	24.5	25.5	22.4	22.7	23.4	24.5	21.1	21.4	22.1	23.2	19.9	20.3	21.0	22.0
	S/T	0.91	0.84	0.71	0.6	1.00	0.84	0.71	0.6	1.00	0.87	0.74	0.6	1.00	0.88	0.76	0.6	1.00	0.90	0.78	0.6	1.00	1.00	0.82	0.7
	ΔT	29	27	23	19	28	26	23	19	29	27	23	19	28	26	23	19	28	26	22	18	29	27	24	20
	kW	1.51	1.51	1.51	1.52	1.68	1.68	1.68	1.69	1.87	1.87	1.87	1.88	2.08	2.08	2.08	2.09	2.31	2.31	2.31	2.32	2.59	2.59	2.58	2.60
	Amps	5.5	5.5	5.5	5.5	6.3	6.3	6.3	6.3	7.2	7.2	7.1	7.2	8.1	8.1	8.1	8.2	9.2	9.2	9.2	9.2	10.4	10.4	10.4	10.5
900	MBh	24.8	25.1	25.8	26.9	24.6	24.9	25.6	26.7	24.0	24.3	25.0	26.1	22.9	23.3	24.0	25.0	21.6	22.0	22.7	23.7	20.5	20.8	21.5	22.6
	S/T	0.92	0.84	0.71	0.6	1.00	0.85	0.72	0.6	1.00	0.87	0.74	0.6	1.00	0.89	0.76	0.6	1.00	0.91	0.78	0.6	1.00	1.00	0.83	0.7
	ΔT	28	25	22	18	27	25	22	18	28	26	22	18	27	25	22	18	27	25	21	17	28	26	23	19
	kW	1.52	1.52	1.51	1.5	1.69	1.69	1.69	1.7	1.88	1.88	1.88	1.9	2.09	2.09	2.08	2.1	2.32	2.32	2.32	2.3	2.59	2.59	2.59	2.6
	Amps	5.5	5.5	5.5	5.6	6.3	6.3	6.3	6.4	7.2	7.2	7.2	7.2	8.1	8.1	8.1	8.2	9.2	9.2	9.2	9.3	10.5	10.5	10.4	10.5

IDB		OUTDOOR AMBIENT TEMPERATURE																							
		65				75				85				95				105				115			
		AIRFLOW	59	63	67	71	59	63	67	71	59	63	67	71	59	63	67	71	59	63	67	71	59	63	67
700	MBh	24.2	24.6	25.3	26.3	24.0	24.4	25.1	26.1	23.4	23.7	24.4	25.5	22.4	22.7	23.4	24.5	21.1	21.4	22.1	23.2	19.9	20.2	20.9	22.0
	S/T	1.00	0.90	0.77	0.6	1.00	0.90	0.77	0.6	1.00	0.93	0.80	0.7	1.00	0.94	0.82	0.7	1.00	1.00	0.84	0.7	1.00	1.00	0.89	0.8
	ΔT	34	32	28	24	34	32	28	24	34	32	28	24	34	32	28	24	33	31	28	24	35	33	29	25
	kW	1.50	1.50	1.50	1.5	1.68	1.68	1.67	1.7	1.87	1.87	1.86	1.9	2.08	2.08	2.07	2.1	2.31	2.31	2.30	2.3	2.58	2.58	2.58	2.6
	Amps	5.5	5.5	5.5	5.5	6.3	6.3	6.2	6.3	7.1	7.1	7.1	7.2	8.1	8.1	8.1	8.1	9.2	9.1	9.1	9.2	10.4	10.4	10.4	10.4
800	MBh	24.7	25.0	25.7	26.8	24.5	24.8	25.5	26.6	23.8	24.2	24.9	25.9	22.8	23.1	23.8	24.9	21.5	21.8	22.5	23.6	20.3	20.7	21.4	22.4
	S/T	1.00	0.93	0.80	0.7	1.00	0.94	0.81	0.7	1.00	0.96	0.83	0.7	1.00	1.00	0.85	0.7	1.00	1.00	0.87	0.7	1.00	1.00	0.92	0.8
	ΔT	33	31	27	23	32	30	27	23	33	31	27	23	32	30	27	23	32	30	26	22	33	31	28	24
	kW	1.51	1.51	1.51	1.52	1.69	1.68	1.68	1.69	1.88	1.88	1.87	1.89	2.09	2.08	2.08	2.09	2.32	2.32	2.31	2.33	2.59	2.59	2.59	2.60
	Amps	5.5	5.5	5.5	5.6	6.3	6.3	6.3	6.3	7.2	7.2	7.2	7.2	8.1	8.1	8.1	8.2	9.2	9.2	9.2	9.2	10.4	10.4	10.4	10.5
900	MBh	25.2	25.5	26.2	27.3	25.0	25.3	26.0	27.1	24.4	24.7	25.4	26.5	23.3	23.6	24.3	25.4	22.0	22.4	23.1	24.1	20.9	21.2	21.9	23.0
	S/T	1.00	0.94	0.81	0.7	1.00	0.94	0.82	0.7	1.00	0.97	0.84	0.7	1.00	1.00	0.86	0.7	1.00	1.00	0.88	0.7	1.00	1.00	0.93	0.8
	ΔT	32	29	26	22	31	29	26	22	32	30	26	22	31	29	26	22	31	29	25	21	32	30	27	23
	kW	1.52	1.52	1.52	1.5	1.69	1.69	1.69	1.7	1.88	1.88	1.88	1.9	2.09	2.09	2.09	2.1	2.32	2.32	2.32	2.3	2.60	2.60	2.59	2.6
	Amps	5.5	5.5	5.5	5.6	6.3	6.3	6.3	6.4	7.2	7.2	7.2	7.3	8.2	8.2	8.1	8.2	9.2	9.2	9.2	9.3	10.5	10.5	10.5	10.5

IDB: Entering Indoor Dry Bulb Temperature
 High and low pressures are measured at the liquid and suction service valves.
 Shaded area reflects AHRI conditions
 kW = Total system power
 Amps = outdoor unit amps (comp.+fan)

EXPANDED COOLING DATA — ALXS3NN3010A*+ CAPTA3026A*

IDB		OUTDOOR AMBIENT TEMPERATURE																																			
		65						75						85						95						105						115					
		AIRFLOW				ENTERING INDOOR WET BULB TEMPERATURE				ENTERING INDOOR WET BULB TEMPERATURE				ENTERING INDOOR WET BULB TEMPERATURE				ENTERING INDOOR WET BULB TEMPERATURE				ENTERING INDOOR WET BULB TEMPERATURE				ENTERING INDOOR WET BULB TEMPERATURE				ENTERING INDOOR WET BULB TEMPERATURE							
	59	63	67	71	59	63	67	71	59	63	67	71	59	63	67	71	59	63	67	71	59	63	67	71	59	63	67	71									
70	MBh	29.2	29.6	30.5	-	29.0	29.4	30.2	-	28.2	28.6	29.5	-	26.9	27.3	28.2	-	25.3	25.7	26.6	-	23.8	24.3	25.1	-	23.8	24.3	25.1	-								
	S/T	0.62	0.54	0.41	-	0.62	0.55	0.42	-	0.65	0.57	0.44	-	0.67	0.59	0.46	-	0.69	0.61	0.48	-	0.74	0.66	0.53	-	0.74	0.66	0.53	-								
	ΔT	20	19	15	-	20	19	15	-	21	19	15	-	20	18	15	-	20	18	15	-	21	19	16	-	21	19	16	-								
	kW	1.82	1.82	1.82	-	2.05	2.05	2.04	-	2.30	2.30	2.29	-	2.57	2.57	2.57	-	2.88	2.88	2.87	-	3.23	3.23	3.23	-	3.23	3.23	3.23	-								
	Amps	6.9	6.9	6.9	-	8.0	8.0	7.9	-	9.1	9.1	9.1	-	10.4	10.4	10.3	-	11.8	11.7	11.7	-	13.4	13.4	13.4	-	13.4	13.4	13.4	-								
950	MBh	29.5	29.9	30.8	-	29.2	29.6	30.5	-	28.5	28.9	29.7	-	27.2	27.6	28.4	-	25.6	26.0	26.8	-	24.1	24.5	25.4	-	24.1	24.5	25.4	-								
	S/T	0.65	0.58	0.44	-	0.66	0.58	0.45	-	0.68	0.61	0.47	-	0.70	0.62	0.49	-	0.72	0.65	0.51	-	0.77	0.70	0.56	-	0.77	0.70	0.56	-								
	ΔT	20	18	14	-	20	18	14	-	20	18	14	-	20	18	14	-	19	18	14	-	21	19	15	-	21	19	15	-								
	kW	1.83	1.83	1.82	-	2.06	2.05	2.05	-	2.31	2.31	2.30	-	2.58	2.58	2.57	-	2.88	2.88	2.88	-	3.24	3.24	3.24	-	3.24	3.24	3.24	-								
	Amps	7.0	7.0	6.9	-	8.0	8.0	8.0	-	9.1	9.1	9.1	-	10.4	10.4	10.4	-	11.8	11.8	11.8	-	13.4	13.4	13.4	-	13.4	13.4	13.4	-								
1125	MBh	30.2	30.6	31.5	-	29.9	30.3	31.2	-	29.2	29.6	30.4	-	27.9	28.3	29.1	-	26.3	26.7	27.5	-	24.8	25.2	26.1	-	24.8	25.2	26.1	-								
	S/T	0.69	0.62	0.48	-	0.70	0.62	0.49	-	0.72	0.65	0.51	-	0.74	0.67	0.53	-	0.76	0.69	0.55	-	1.00	0.74	0.60	-	1.00	0.74	0.60	-								
	ΔT	18	16	13	-	18	16	13	-	19	17	13	-	18	16	13	-	18	16	12	-	19	17	14	-	19	17	14	-								
	kW	1.84	1.84	1.84	-	2.07	2.07	2.06	-	2.32	2.32	2.32	-	2.59	2.59	2.59	-	2.90	2.90	2.89	-	3.26	3.25	3.25	-	3.26	3.25	3.25	-								
	Amps	7.0	7.0	7.0	-	8.1	8.1	8.0	-	9.2	9.2	9.2	-	10.5	10.4	10.4	-	11.8	11.8	11.8	-	13.5	13.5	13.5	-	13.5	13.5	13.5	-								

IDB		OUTDOOR AMBIENT TEMPERATURE																																			
		65						75						85						95						105						115					
		AIRFLOW				ENTERING INDOOR WET BULB TEMPERATURE				ENTERING INDOOR WET BULB TEMPERATURE				ENTERING INDOOR WET BULB TEMPERATURE				ENTERING INDOOR WET BULB TEMPERATURE				ENTERING INDOOR WET BULB TEMPERATURE				ENTERING INDOOR WET BULB TEMPERATURE				ENTERING INDOOR WET BULB TEMPERATURE							
	59	63	67	71	59	63	67	71	59	63	67	71	59	63	67	71	59	63	67	71	59	63	67	71	59	63	67	71									
75	MBh	29.2	29.7	30.5	31.9	29.0	29.4	30.3	31.6	28.2	28.6	29.5	30.8	26.9	27.3	28.2	29.5	25.3	25.7	26.6	27.9	23.9	24.3	25.1	26.5	23.9	24.3	25.1	26.5								
	S/T	0.74	0.67	0.54	0.4	0.75	0.67	0.54	0.4	0.77	0.70	0.57	0.4	0.79	0.72	0.58	0.4	1.00	0.74	0.61	0.5	1.00	0.79	0.66	0.5	1.00	0.79	0.66	0.5								
	ΔT	25	23	19	15	25	23	19	15	25	23	19	15	25	23	19	15	24	22	19	15	26	24	20	16	26	24	20	16								
	kW	1.82	1.82	1.82	1.8	2.05	2.05	2.04	2.1	2.30	2.30	2.29	2.3	2.57	2.57	2.57	2.6	2.88	2.87	2.87	2.9	3.23	3.23	3.23	3.2	3.23	3.23	3.23	3.2								
	Amps	6.9	6.9	6.9	7.0	8.0	7.9	7.9	8.0	9.1	9.1	9.1	9.2	10.4	10.3	10.3	10.4	11.7	11.7	11.7	11.8	13.4	13.4	13.4	13.4	13.4	13.4	13.4	13.4								
950	MBh	29.5	29.9	30.8	32.1	29.2	29.6	30.5	31.8	28.5	28.9	29.8	31.1	27.2	27.6	28.4	29.8	25.6	26.0	26.9	28.2	24.1	24.5	25.4	26.7	24.1	24.5	25.4	26.7								
	S/T	0.78	0.70	0.57	0.4	0.78	0.71	0.57	0.4	0.81	0.73	0.60	0.5	0.82	0.75	0.62	0.5	1.00	0.77	0.64	0.5	1.00	0.82	0.69	0.6	1.00	0.82	0.69	0.6								
	ΔT	24	22	18	15	24	22	18	15	24	22	19	15	24	22	18	15	24	22	18	14	25	23	19	16	25	23	19	16								
	kW	1.83	1.83	1.82	1.84	2.05	2.05	2.05	2.07	2.31	2.30	2.30	2.32	2.58	2.58	2.57	2.59	2.88	2.88	2.88	2.89	3.24	3.24	3.23	3.25	3.24	3.24	3.23	3.25								
	Amps	7.0	6.9	6.9	7.0	8.0	8.0	8.0	8.0	9.1	9.1	9.1	9.2	10.4	10.4	10.4	10.4	11.8	11.8	11.8	11.8	13.4	13.4	13.4	13.5	13.4	13.4	13.4	13.5								
1125	MBh	30.2	30.6	31.5	32.8	29.9	30.4	31.2	32.6	29.2	29.6	30.5	31.8	27.9	28.3	29.2	30.5	26.3	26.7	27.6	28.9	24.8	25.2	26.1	27.4	24.8	25.2	26.1	27.4								
	S/T	0.82	0.74	0.61	0.5	0.82	0.75	0.62	0.5	0.85	0.77	0.64	0.5	1.00	0.79	0.66	0.5	1.00	0.81	0.68	0.5	1.00	0.86	0.73	0.6	1.00	0.86	0.73	0.6								
	ΔT	23	21	17	13	23	21	17	13	23	21	17	14	23	21	17	13	22	20	17	13	24	22	18	14	24	22	18	14								
	kW	1.84	1.84	1.84	1.9	2.07	2.07	2.06	2.1	2.32	2.32	2.31	2.3	2.59	2.59	2.59	2.6	2.90	2.89	2.89	2.9	3.25	3.25	3.25	3.3	3.25	3.25	3.25	3.3								
	Amps	7.0	7.0	7.0	7.1	8.1	8.0	8.0	8.1	9.2	9.2	9.2	9.3	10.5	10.4	10.4	10.5	11.8	11.8	11.8	11.9	13.5	13.5	13.5	13.5	13.5	13.5	13.5	13.5								

IDB: Entering Indoor Dry Bulb Temperature
 High and low pressures are measured at the liquid and suction service valves.
 Shaded area reflects ACCA (TVA) conditions
 kW = Total system power
 Amps = outdoor unit amps (comp.+fan)

EXPANDED COOLING DATA — ALXS3NN3010A*+ CAPTA3026A* (CONT.)

IDB		OUTDOOR AMBIENT TEMPERATURE																																			
		65						75						85						95						105						115					
		AIRFLOW		59	63	67	71	59		63	67	71	59		63	67	71	59		63	67	71	59		63	67	71	59		63	67	71					
80	MBh	29.4	29.8	30.7	32.0	29.1	29.5	30.4	31.7	28.4	28.8	29.7	31.0	27.1	27.5	28.4	29.7	25.5	25.9	26.8	28.1	24.0	24.4	25.3	26.6	23.0	23.4	24.3	25.6	21.5	21.9	22.8	24.1				
	S/T	0.86	0.79	0.66	0.5	0.87	0.80	0.66	0.5	1.00	0.82	0.69	0.5	1.00	0.84	0.71	0.6	1.00	0.86	0.73	0.6	1.00	0.91	0.78	0.6	1.00	0.91	0.78	0.6	1.00	0.91	0.78	0.6				
	ΔT	29	27	23	20	29	27	23	20	29	27	24	20	29	27	23	20	29	27	23	19	30	28	24	21	30	28	24	21	30	28	24	21				
	kW	1.82	1.82	1.82	1.8	2.05	2.05	2.04	2.1	2.30	2.30	2.29	2.3	2.57	2.57	2.57	2.6	2.88	2.87	2.87	2.9	3.23	3.23	3.23	3.2	3.58	3.58	3.58	3.6	3.93	3.93	3.93	4.0				
	Amps	6.9	6.9	6.9	7.0	8.0	8.0	7.9	8.0	9.1	9.1	9.1	9.2	10.4	10.4	10.3	10.4	11.8	11.7	11.7	11.8	13.4	13.4	13.4	13.4	15.0	15.0	15.0	15.1	16.6	16.6	16.6	16.7				
950	MBh	29.6	30.1	30.9	32.3	29.4	29.8	30.7	32.0	28.6	29.0	29.9	31.2	27.3	27.7	28.6	29.9	25.7	26.1	27.0	28.3	24.3	24.7	25.5	26.9	23.0	23.4	24.3	25.6	21.5	21.9	22.8	24.1				
	S/T	0.90	0.82	0.69	0.6	0.90	0.83	0.70	0.6	1.00	0.85	0.72	0.6	1.00	0.87	0.74	0.6	1.00	0.89	0.76	0.6	1.00	0.94	0.81	0.7	1.00	0.94	0.81	0.7	1.00	0.94	0.81	0.7				
	ΔT	28	26	23	19	28	26	23	19	29	27	23	19	28	26	23	19	28	26	22	19	29	27	24	20	29	27	24	20	29	27	24	20				
	kW	1.83	1.83	1.82	1.84	2.06	2.05	2.05	2.07	2.31	2.31	2.30	2.32	2.58	2.58	2.57	2.59	2.88	2.88	2.88	2.90	3.24	3.24	3.24	3.25	3.59	3.59	3.59	3.6	3.94	3.94	3.94	3.9				
	Amps	7.0	7.0	6.9	7.0	8.0	8.0	8.0	8.0	9.1	9.1	9.1	9.2	10.4	10.4	10.4	10.4	11.8	11.8	11.8	11.8	13.4	13.4	13.4	13.4	15.0	15.0	15.0	15.1	16.6	16.6	16.6	16.7				
1125	MBh	30.4	30.8	31.6	33.0	30.1	30.5	31.4	32.7	29.3	29.7	30.6	31.9	28.0	28.4	29.3	30.6	26.4	26.8	27.7	29.0	25.0	25.4	26.3	27.6	23.5	23.9	24.8	26.1	22.0	22.4	23.3	24.6				
	S/T	0.94	0.86	0.73	0.6	1.00	0.87	0.74	0.6	1.00	0.89	0.76	0.6	1.00	0.91	0.78	0.6	1.00	0.94	0.80	0.7	1.00	1.00	0.85	0.7	1.00	1.00	0.85	0.7	1.00	1.00	0.85	0.7				
	ΔT	27	25	21	18	27	25	21	18	27	25	22	18	27	25	21	18	27	25	21	17	28	26	22	19	28	26	22	19	28	26	22	19				
	kW	1.84	1.84	1.84	1.9	2.07	2.07	2.06	2.1	2.32	2.32	2.32	2.3	2.59	2.59	2.59	2.6	2.90	2.90	2.89	2.9	3.25	3.25	3.25	3.3	3.60	3.60	3.60	3.6	3.95	3.95	3.95	4.0				
	Amps	7.0	7.0	7.0	7.1	8.1	8.0	8.0	8.1	9.2	9.2	9.2	9.3	10.5	10.4	10.4	10.5	11.8	11.8	11.8	11.9	13.5	13.5	13.5	13.5	15.1	15.1	15.1	15.2	16.7	16.7	16.7	16.8				

IDB		OUTDOOR AMBIENT TEMPERATURE																																			
		65						75						85						95						105						115					
		AIRFLOW		59	63	67	71	59		63	67	71	59		63	67	71	59		63	67	71	59		63	67	71	59		63	67	71					
85	MBh	29.9	30.3	31.2	32.5	29.6	30.0	30.9	32.2	28.9	29.3	30.1	31.5	27.6	28.0	28.8	30.2	26.0	26.4	27.2	28.6	24.5	24.9	25.8	27.1	23.0	23.4	24.3	25.6	21.5	21.9	22.8	24.1				
	S/T	1.00	0.89	0.76	0.6	1.00	0.89	0.76	0.6	1.00	0.92	0.79	0.6	1.00	0.94	0.81	0.7	1.00	1.00	0.83	0.7	1.00	1.00	0.88	0.7	1.00	1.00	0.88	0.7	1.00	1.00	0.88	0.7				
	ΔT	33	31	27	24	33	31	27	23	33	31	28	24	33	31	27	23	33	31	27	23	34	32	28	24	34	32	28	24	34	32	28	24				
	kW	1.83	1.83	1.82	1.8	2.05	2.05	2.05	2.1	2.30	2.30	2.30	2.3	2.58	2.57	2.57	2.6	2.88	2.88	2.88	2.9	3.24	3.24	3.24	3.2	3.59	3.59	3.59	3.6	3.94	3.94	3.94	3.9				
	Amps	6.9	6.9	6.9	7.0	8.0	8.0	8.0	8.0	9.1	9.1	9.1	9.2	10.4	10.4	10.4	10.4	11.8	11.8	11.7	11.8	13.4	13.4	13.4	13.4	15.0	15.0	15.0	15.1	16.6	16.6	16.6	16.7				
950	MBh	30.1	30.5	31.4	32.7	29.9	30.3	31.2	32.5	29.1	29.5	30.4	31.7	27.8	28.2	29.1	30.4	26.2	26.6	27.5	28.8	24.8	25.2	26.0	27.4	23.3	23.7	24.6	25.9	21.8	22.2	23.1	24.4				
	S/T	1.00	0.92	0.79	0.7	1.00	0.93	0.80	0.7	1.00	0.95	0.82	0.7	1.00	0.97	0.84	0.7	1.00	1.00	0.86	0.7	1.00	1.00	0.91	0.8	1.00	1.00	0.91	0.8	1.00	1.00	0.91	0.8				
	ΔT	32	30	27	23	32	30	27	23	32	30	27	23	32	30	27	23	32	30	26	23	33	31	27	24	33	31	27	24	33	31	27	24				
	kW	1.83	1.83	1.83	1.85	2.06	2.06	2.05	2.07	2.31	2.31	2.31	2.32	2.58	2.58	2.58	2.60	2.89	2.89	2.88	2.90	3.25	3.24	3.24	3.26	3.60	3.60	3.60	3.6	3.95	3.95	3.95	4.0				
	Amps	7.0	7.0	7.0	7.0	8.0	8.0	8.0	8.1	9.2	9.2	9.1	9.2	10.4	10.4	10.4	10.5	11.8	11.8	11.8	11.9	13.4	13.4	13.4	13.5	15.0	15.0	15.0	15.1	16.6	16.6	16.6	16.7				
1125	MBh	30.8	31.3	32.1	33.5	30.6	31.0	31.9	33.2	29.8	30.2	31.1	32.4	28.5	28.9	29.8	31.1	26.9	27.3	28.2	29.5	25.5	25.9	26.7	28.1	24.0	24.4	25.3	26.6	22.5	22.9	23.8	25.1				
	S/T	1.00	0.96	0.83	0.7	1.00	0.97	0.84	0.7	1.00	0.99	0.86	0.7	1.00	1.00	0.88	0.7	1.00	1.00	0.90	0.8	1.00	1.00	0.95	0.8	1.00	1.00	0.95	0.8	1.00	1.00	0.95	0.8				
	ΔT	31	29	25	21	31	29	25	21	31	29	25	22	31	29	25	21	30	28	25	21	32	30	26	22	32	30	26	22	32	30	26	22				
	kW	1.85	1.85	1.84	1.9	2.07	2.07	2.07	2.1	2.33	2.32	2.32	2.3	2.60	2.60	2.59	2.6	2.90	2.90	2.90	2.9	3.26	3.26	3.26	3.3	3.61	3.61	3.61	3.6	3.96	3.96	3.96	4.0				
	Amps	7.0	7.0	7.0	7.1	8.1	8.1	8.1	8.1	9.2	9.2	9.2	9.3	10.5	10.5	10.4	10.5	11.9	11.9	11.8	11.9	13.5	13.5	13.5	13.5	15.1	15.1	15.1	15.2	16.7	16.7	16.7	16.8				

IDB: Entering Indoor Dry Bulb Temperature
 High and low pressures are measured at the liquid and suction service valves.
 Shaded area reflects AHRI conditions
 kW = Total system power
 Amps = outdoor unit amps (comp.+fan)

EXPANDED COOLING DATA — ALXS3NN3610A*+ CAPTA3626A*

IDB		OUTDOOR AMBIENT TEMPERATURE																											
		65				75				85				95				105				115							
		59	63	67	71	59	63	67	71	59	63	67	71	59	63	67	71	59	63	67	71	59	63	67	71				
		ENTERING INDOOR WET BULB TEMPERATURE																											
AIRFLOW		59	63	67	71	59	63	67	71	59	63	67	71	59	63	67	71	59	63	67	71	59	63	67	71	59	63	67	71
1050	MBh	34.9	35.4	36.5	-	34.6	35.1	36.1	-	33.7	34.2	35.2	-	32.1	32.6	33.7	-	30.2	30.7	31.8	-	28.5	29.0	30.0	-				
	S/T	0.63	0.55	0.42	-	0.64	0.56	0.42	-	0.66	0.58	0.45	-	1.00	0.60	0.47	-	1.00	0.63	0.49	-	1.00	0.68	0.54	-				
	ΔT	20	18	15	-	20	18	15	-	20	18	15	-	20	18	15	-	20	18	14	-	21	19	15	-				
	kW	2.19	2.19	2.19	-	2.46	2.46	2.45	-	2.75	2.75	2.75	-	3.08	3.07	3.07	-	3.43	3.43	3.43	-	3.85	3.85	3.85	-				
	Amps	8.0	8.0	8.0	-	9.2	9.2	9.2	-	10.6	10.6	10.6	-	12.1	12.0	12.0	-	13.7	13.7	13.7	-	15.6	15.6	15.6	-				
70	MBh	35.3	35.7	36.8	-	34.9	35.4	36.5	-	34.0	34.5	35.6	-	32.5	33.0	34.0	-	30.6	31.0	32.1	-	28.8	29.3	30.3	-				
	S/T	0.67	0.59	0.46	-	0.67	0.60	0.46	-	1.00	0.62	0.49	-	1.00	0.64	0.51	-	1.00	0.66	0.53	-	1.00	0.72	0.58	-				
	ΔT	19	17	14	-	19	17	14	-	19	18	14	-	19	17	14	-	19	17	14	-	20	18	15	-				
	kW	2.20	2.20	2.20	-	2.47	2.47	2.46	-	2.76	2.76	2.76	-	3.08	3.08	3.08	-	3.44	3.44	3.44	-	3.86	3.86	3.86	-				
	Amps	8.1	8.1	8.0	-	9.3	9.3	9.2	-	10.6	10.6	10.6	-	12.1	12.1	12.1	-	13.7	13.7	13.7	-	15.7	15.6	15.6	-				
1350	MBh	36.0	36.5	37.6	-	35.7	36.2	37.3	-	34.8	35.3	36.4	-	33.3	33.8	34.8	-	31.4	31.8	32.9	-	29.6	30.1	31.1	-				
	S/T	0.71	0.63	0.50	-	0.72	0.64	0.50	-	1.00	0.66	0.53	-	1.00	0.68	0.55	-	1.00	0.71	0.57	-	1.00	1.00	0.62	-				
	ΔT	18	16	13	-	18	16	12	-	18	16	13	-	18	16	12	-	18	16	12	-	19	17	13	-				
	kW	2.22	2.22	2.21	-	2.48	2.48	2.48	-	2.78	2.78	2.77	-	3.10	3.10	3.09	-	3.46	3.46	3.45	-	3.88	3.88	3.87	-				
	Amps	8.1	8.1	8.1	-	9.4	9.3	9.3	-	10.7	10.7	10.7	-	12.2	12.2	12.1	-	13.8	13.8	13.8	-	15.7	15.7	15.7	-				

IDB		OUTDOOR AMBIENT TEMPERATURE																											
		65				75				85				95				105				115							
		59	63	67	71	59	63	67	71	59	63	67	71	59	63	67	71	59	63	67	71	59	63	67	71				
		ENTERING INDOOR WET BULB TEMPERATURE																											
AIRFLOW		59	63	67	71	59	63	67	71	59	63	67	71	59	63	67	71	59	63	67	71	59	63	67	71	59	63	67	71
1050	MBh	34.9	35.4	36.5	38.1	34.6	35.1	36.2	37.8	33.7	34.2	35.3	36.8	32.2	32.7	33.7	35.3	30.3	30.7	31.8	33.4	28.5	29.0	30.0	31.6				
	S/T	0.76	0.68	0.55	0.4	1.00	0.69	0.55	0.4	1.00	0.71	0.58	0.4	1.00	0.73	0.60	0.5	1.00	1.00	0.62	0.5	1.00	1.00	0.67	0.5				
	ΔT	24	22	19	15	24	22	19	15	24	23	19	15	24	22	19	15	24	22	18	15	25	23	20	16				
	kW	2.19	2.19	2.19	2.2	2.46	2.46	2.45	2.5	2.75	2.75	2.75	2.8	3.07	3.07	3.07	3.1	3.43	3.43	3.42	3.4	3.85	3.85	3.84	3.9				
	Amps	8.0	8.0	8.0	8.1	9.2	9.2	9.2	9.3	10.6	10.6	10.6	10.6	12.0	12.0	12.0	12.1	13.7	13.7	13.7	13.7	15.6	15.6	15.6	15.7				
75	MBh	35.3	35.8	36.8	38.4	35.0	35.5	36.5	38.1	34.1	34.5	35.6	37.2	32.5	33.0	34.0	35.6	30.6	31.1	32.1	33.7	28.8	29.3	30.4	32.0				
	S/T	0.80	0.72	0.58	0.4	1.00	0.73	0.59	0.4	1.00	0.75	0.62	0.5	1.00	0.77	0.64	0.5	1.00	1.00	0.66	0.5	1.00	1.00	0.71	0.6				
	ΔT	23	22	18	14	23	21	18	14	24	22	18	15	23	21	18	14	23	21	18	14	24	22	19	15				
	kW	2.20	2.20	2.20	2.22	2.47	2.46	2.46	2.48	2.76	2.76	2.76	2.78	3.08	3.08	3.08	3.10	3.44	3.44	3.43	3.45	3.86	3.86	3.85	3.87				
	Amps	8.1	8.0	8.0	8.1	9.3	9.3	9.2	9.3	10.6	10.6	10.6	10.7	12.1	12.1	12.1	12.2	13.7	13.7	13.7	13.8	15.6	15.6	15.6	15.7				
1350	MBh	36.1	36.6	37.6	39.2	35.8	36.2	37.3	38.9	34.8	35.3	36.4	38.0	33.3	33.8	34.8	36.4	31.4	31.9	32.9	34.5	29.6	30.1	31.2	32.7				
	S/T	0.84	0.76	0.63	0.5	1.00	0.77	0.63	0.5	1.00	0.79	0.66	0.5	1.00	0.81	0.68	0.5	1.00	1.00	0.70	0.6	1.00	1.00	0.75	0.6				
	ΔT	22	20	17	13	22	20	17	13	22	20	17	13	22	20	17	13	22	20	16	13	23	21	18	14				
	kW	2.22	2.22	2.21	2.2	2.48	2.48	2.48	2.5	2.78	2.78	2.77	2.8	3.10	3.10	3.09	3.1	3.46	3.45	3.45	3.5	3.88	3.87	3.87	3.9				
	Amps	8.1	8.1	8.1	8.2	9.3	9.3	9.3	9.4	10.7	10.7	10.7	10.8	12.2	12.2	12.1	12.2	13.8	13.8	13.8	13.9	15.7	15.7	15.7	15.8				

IDB: Entering Indoor Dry Bulb Temperature
 High and low pressures are measured at the liquid and suction service valves.
 Shaded area reflects ACCA (TVA) conditions
 kW = Total system power
 Amps = outdoor unit amps (comp.+fan)

EXPANDED COOLING DATA — ALXS3NN3610A*+ CAPTA3626A* (CONT.)

IDB		OUTDOOR AMBIENT TEMPERATURE																																											
		65						75						85						95						105						115													
		AIRFLOW	59	63	67	71	75	59	63	67	71	75	59	63	67	71	75	59	63	67	71	75	59	63	67	71	75	59	63	67	71	75													
		ENTERING INDOOR WET BULB TEMPERATURE																																											
80	1050	MBh	35.1	35.6	36.7	38.2	34.8	35.3	36.3	37.9	33.9	34.4	35.4	37.0	32.3	32.8	33.9	35.5	30.4	30.9	32.0	33.6	28.7	29.2	30.2	31.8	1.00	0.81	0.67	0.5	1.00	0.84	0.70	0.6	1.00	0.72	0.6	1.00	0.74	0.6	1.00	0.80	0.7		
	S/T	1.00	0.81	0.67	0.5	1.00	0.81	0.68	0.5	1.00	0.84	0.70	0.6	1.00	0.72	0.6	1.00	0.74	0.6	1.00	0.70	0.6	1.00	0.74	0.6	1.00	0.80	0.7	1.00	0.84	0.70	0.6	1.00	0.72	0.6	1.00	0.74	0.6	1.00	0.80	0.7				
	ΔT	28	26	23	19	28	26	23	19	29	27	23	20	28	26	23	19	28	26	23	19	29	27	24	20	29	27	24	20	3.85	3.85	3.85	3.9	3.85	3.85	3.85	3.9	3.85	3.85	3.85	3.9	3.85	3.85	3.85	3.9
	kW	2.19	2.19	2.19	2.2	2.46	2.46	2.45	2.5	2.75	2.75	2.75	2.8	3.07	3.07	3.07	3.1	3.43	3.43	3.43	3.4	3.43	3.43	3.43	3.4	3.85	3.85	3.85	3.9	3.85	3.85	3.85	3.9	3.85	3.85	3.85	3.9	3.85	3.85	3.85	3.9				
	Amps	8.0	8.0	8.0	8.1	9.2	9.2	9.2	9.3	10.6	10.6	10.6	10.7	12.1	12.0	12.0	12.1	13.7	13.7	13.7	13.8	13.7	13.7	13.7	13.8	15.6	15.6	15.6	15.7	15.6	15.6	15.6	15.7	15.6	15.6	15.6	15.7	15.6	15.6	15.6	15.7				
80	1150	MBh	35.5	35.9	37.0	38.6	35.1	35.6	36.7	38.3	34.2	34.7	35.8	37.4	32.7	33.2	34.2	35.8	30.8	31.2	32.3	33.9	29.0	29.5	30.5	32.1	1.00	0.85	0.71	0.6	1.00	0.76	0.6	1.00	0.78	0.6	1.00	0.80	0.7	1.00	0.80	0.7			
	S/T	1.00	0.85	0.71	0.6	1.00	0.85	0.72	0.6	1.00	0.76	0.6	1.00	0.74	0.6	1.00	0.70	0.6	1.00	0.74	0.6	1.00	0.78	0.6	1.00	0.80	0.7	1.00	0.84	0.70	0.6	1.00	0.72	0.6	1.00	0.74	0.6	1.00	0.80	0.7					
	ΔT	28	26	22	19	28	26	22	18	28	26	22	19	28	26	22	18	28	26	22	18	27	25	22	18	28	27	23	19	3.86	3.86	3.85	3.88	3.86	3.86	3.85	3.88	3.86	3.86	3.85	3.88				
	kW	2.20	2.20	2.20	2.22	2.47	2.47	2.46	2.48	2.76	2.76	2.76	2.78	3.08	3.08	3.08	3.10	3.44	3.44	3.44	3.46	3.44	3.44	3.44	3.46	3.86	3.86	3.85	3.88	3.86	3.86	3.85	3.88	3.86	3.86	3.85	3.88								
	Amps	8.1	8.1	8.0	8.1	9.3	9.3	9.2	9.3	10.6	10.6	10.6	10.7	12.1	12.1	12.1	12.2	13.7	13.7	13.7	13.8	13.7	13.7	13.7	13.8	15.7	15.6	15.6	15.7	15.7	15.6	15.6	15.7	15.7	15.6	15.6	15.7								
80	1350	MBh	36.2	36.7	37.8	39.4	35.9	36.4	37.5	39.1	35.0	35.5	36.6	38.1	33.5	34.0	35.0	36.6	31.6	32.0	33.1	34.7	29.8	30.3	31.3	32.9	1.00	0.89	0.75	0.6	1.00	0.80	0.7	1.00	0.82	0.7	1.00	0.80	0.7						
	S/T	1.00	0.89	0.75	0.6	1.00	0.89	0.76	0.6	1.00	0.78	0.6	1.00	0.74	0.6	1.00	0.70	0.6	1.00	0.74	0.6	1.00	0.78	0.6	1.00	0.80	0.7	1.00	0.84	0.70	0.6	1.00	0.72	0.6	1.00	0.74	0.6								
	ΔT	26	24	21	17	26	24	21	17	27	25	21	17	26	24	21	17	26	24	21	17	26	24	21	17	27	25	22	18	3.88	3.88	3.87	3.9	3.88	3.88	3.87	3.9								
	kW	2.22	2.22	2.21	2.2	2.48	2.48	2.48	2.5	2.78	2.78	2.77	2.8	3.10	3.10	3.09	3.1	3.46	3.46	3.46	3.5	3.46	3.46	3.46	3.5	3.88	3.88	3.87	3.9	3.88	3.88	3.87	3.9												
	Amps	8.1	8.1	8.1	8.2	9.3	9.3	9.3	9.4	10.7	10.7	10.7	10.8	12.2	12.2	12.2	12.1	13.8	13.8	13.8	13.9	13.8	13.8	13.8	13.9	15.7	15.7	15.7	15.8	15.7	15.7	15.7	15.8												

85	1050	MBh	35.7	36.2	37.2	38.8	35.4	35.9	36.9	38.5	34.5	35.0	36.0	37.6	32.9	33.4	34.5	36.0	31.0	31.5	32.5	34.1	29.3	29.8	30.8	32.4	1.00	0.91	0.77	0.6	1.00	0.82	0.7	1.00	0.80	0.7	1.00	0.80	0.8
	S/T	1.00	0.91	0.77	0.6	1.00	0.91	0.78	0.6	1.00	0.80	0.7	1.00	0.74	0.6	1.00	0.70	0.6	1.00	0.74	0.6	1.00	0.78	0.6	1.00	0.80	0.8	1.00	0.84	0.70	0.6	1.00	0.72	0.6	1.00	0.74	0.6		
	ΔT	32	30	27	23	32	30	27	23	32	30	27	23	32	30	27	23	32	30	26	23	33	31	28	24	33	31	28	24	3.86	3.86	3.85	3.9	3.86	3.86	3.85	3.9		
	kW	2.20	2.20	2.19	2.2	2.46	2.46	2.46	2.5	2.76	2.76	2.75	2.8	3.08	3.08	3.07	3.1	3.44	3.44	3.44	3.5	3.44	3.44	3.44	3.5	3.86	3.86	3.85	3.9	3.86	3.86	3.85	3.9						
	Amps	8.0	8.0	8.0	8.1	9.3	9.2	9.2	9.3	10.6	10.6	10.6	10.7	12.1	12.1	12.0	12.1	13.7	13.7	13.7	13.8	13.7	13.7	13.7	13.8	15.6	15.6	15.6	15.7	15.6	15.6	15.6	15.7						
85	1150	MBh	36.0	36.5	37.6	39.2	35.7	36.2	37.3	38.8	34.8	35.3	36.3	37.9	33.3	33.7	34.8	36.4	31.3	31.8	32.9	34.5	29.6	30.1	31.1	32.7	1.00	0.95	0.81	0.7	1.00	0.86	0.7	1.00	0.80	0.7	1.00	0.80	0.8
	S/T	1.00	0.95	0.81	0.7	1.00	0.95	0.82	0.7	1.00	0.84	0.7	1.00	0.78	0.6	1.00	0.74	0.6	1.00	0.78	0.6	1.00	0.82	0.7	1.00	0.84	0.8	1.00	0.88	0.70	0.6	1.00	0.76	0.6	1.00	0.78	0.6		
	ΔT	31	29	26	22	31	29	26	22	31	29	26	22	31	29	26	22	31	29	26	22	32	30	27	23	32	30	27	23	3.87	3.87	3.86	3.88	3.87	3.86	3.86	3.88		
	kW	2.21	2.21	2.20	2.22	2.47	2.47	2.47	2.49	2.77	2.77	2.76	2.78	3.09	3.09	3.08	3.10	3.45	3.44	3.44	3.46	3.45	3.44	3.44	3.46	3.87	3.86	3.86	3.88	3.87	3.86	3.86	3.88						
	Amps	8.1	8.1	8.1	8.1	9.3	9.3	9.3	9.4	10.7	10.6	10.6	10.7	12.1	12.1	12.1	12.2	13.8	13.7	13.7	13.8	13.8	13.7	13.7	13.8	15.7	15.7	15.6	15.7	15.7	15.7	15.6	15.7						
85	1350	MBh	36.8	37.3	38.4	39.9	36.5	37.0	38.1	39.6	35.6	36.1	37.1	38.7	34.0	34.5	35.6	37.2	32.1	32.6	33.7	35.3	30.4	30.9	31.9	33.5	1.00	1.00	0.85	0.7	1.00	0.90	0.8	1.00	0.80	0.8	1.00	0.80	0.8
	S/T	1.00	1.00	0.85	0.7	1.00	1.00	0.86	0.7	1.00	0.84	0.7	1.00	0.78	0.6	1.00	0.74	0.6	1.00	0.78	0.6	1.00	0.82	0.7	1.00	0.84	0.8	1.00	0.88	0.70	0.6	1.00	0.76	0.6	1.00	0.78	0.6		
	ΔT	30	28	25	21	30	28	25	21	30	28	25	21	30	28	25	21	30	28	24	21	31	29	25	22	31	29	25	22	3.88	3.88	3.87	3.9	3.88	3.88	3.87	3.9		
	kW	2.22	2.22	2.22	2.2	2.49	2.49	2.48	2.5	2.78	2.78	2.78	2.8	3.10	3.10	3.10	3.1	3.46	3.46	3.46	3.5	3.46	3.46	3.46	3.5	3.88	3.88	3.87	3.9	3.88	3.88	3.87	3.9						
	Amps	8.2	8.1	8.1	8.2	9.4	9.4	9.3	9.4	10.7	10.7	10.7	10.8	12.2	12.2	12.2	12.3	13.8	13.8	13.8	13.9	13.8	13.8	13.8	13.9	15.7	15.7	15.7	15.8	15.7	15.7	15.7	15.8						

IDB: Entering Indoor Dry Bulb Temperature
 High and low pressures are measured at the liquid and suction service valves.
 Shaded area reflects AHRI conditions
 kW = Total system power
 Amps = outdoor unit amps (comp.+fan)

EXPANDED COOLING DATA — ALXS3NN4210A*+ CAPTA4230A*

IDB		OUTDOOR AMBIENT TEMPERATURE																											
		65				75				85				95				105				115							
		59	63	67	71	59	63	67	71	59	63	67	71	59	63	67	71	59	63	67	71	59	63	67	71				
		ENTERING INDOOR WET BULB TEMPERATURE																											
AIRFLOW		59	63	67	71	59	63	67	71	59	63	67	71	59	63	67	71	59	63	67	71	59	63	67	71	59	63	67	71
70	MBh	40.3	40.8	42.0	-	39.9	40.5	41.7	-	38.9	39.4	40.6	-	37.1	37.6	38.8	-	34.9	35.4	36.6	-	32.8	33.4	34.6	-				
	S/T	0.62	0.54	0.41	-	0.62	0.55	0.41	-	0.65	0.57	0.44	-	0.67	0.59	0.46	-	1.00	0.61	0.48	-	1.00	0.67	0.53	-				
	ΔT	20	18	15	-	20	18	14	-	20	18	15	-	20	18	14	-	20	18	14	-	21	19	15	-				
	kW	2.61	2.61	2.61	-	2.89	2.89	2.89	-	3.21	3.21	3.20	-	3.55	3.55	3.54	-	3.93	3.92	3.92	-	4.37	4.37	4.37	-				
	Amps	9.2	9.2	9.2	-	10.5	10.5	10.5	-	11.9	11.9	11.9	-	13.5	13.5	13.5	-	15.2	15.2	15.2	-	17.3	17.2	17.2	-				
1225	MBh	40.7	41.3	42.5	-	40.4	40.9	42.1	-	39.3	39.9	41.1	-	37.5	38.1	39.3	-	35.3	35.9	37.1	-	33.3	33.8	35.0	-				
	S/T	0.67	0.59	0.45	-	0.67	0.60	0.46	-	0.70	0.62	0.48	-	1.00	0.64	0.50	-	1.00	0.66	0.53	-	1.00	0.71	0.58	-				
	ΔT	19	17	14	-	19	17	14	-	19	17	14	-	19	17	14	-	19	17	13	-	20	18	14	-				
	kW	2.63	2.62	2.62	-	2.91	2.90	2.90	-	3.22	3.22	3.21	-	3.56	3.56	3.55	-	3.94	3.94	3.93	-	4.38	4.38	4.38	-				
	Amps	9.3	9.2	9.2	-	10.5	10.5	10.5	-	12.0	12.0	11.9	-	13.5	13.5	13.5	-	15.3	15.3	15.2	-	17.3	17.3	17.3	-				
1575	MBh	41.5	42.1	43.3	-	41.2	41.7	42.9	-	40.1	40.7	41.9	-	38.3	38.9	40.1	-	36.1	36.7	37.9	-	34.1	34.6	35.8	-				
	S/T	0.70	0.63	0.49	-	0.71	0.63	0.50	-	0.73	0.66	0.52	-	1.00	0.68	0.54	-	1.00	0.70	0.56	-	1.00	0.75	0.62	-				
	ΔT	18	16	12	-	18	16	12	-	18	16	13	-	18	16	12	-	17	16	12	-	19	17	13	-				
	kW	2.64	2.64	2.63	-	2.92	2.92	2.91	-	3.23	3.23	3.23	-	3.57	3.57	3.57	-	3.95	3.95	3.95	-	4.40	4.40	4.39	-				
	Amps	9.3	9.3	9.3	-	10.6	10.6	10.6	-	12.0	12.0	12.0	-	13.6	13.6	13.6	-	15.3	15.3	15.3	-	17.4	17.4	17.3	-				

75	MBh	40.3	40.9	42.1	43.9	39.9	40.5	41.7	43.5	38.9	39.5	40.7	42.5	37.1	37.7	38.9	40.7	34.9	35.4	36.6	38.5	32.9	33.4	34.6	36.5
	S/T	0.75	0.67	0.54	0.4	0.75	0.68	0.54	0.4	1.00	0.70	0.57	0.4	1.00	0.72	0.59	0.4	1.00	0.74	0.61	0.5	1.00	1.00	0.66	0.5
	ΔT	24	22	19	15	24	22	19	15	24	22	19	15	24	22	19	15	24	22	18	15	25	23	19	16
	kW	2.61	2.61	2.60	2.6	2.89	2.89	2.89	2.9	3.21	3.20	3.20	3.2	3.55	3.54	3.54	3.6	3.93	3.92	3.92	3.9	4.37	4.37	4.36	4.4
	Amps	9.2	9.2	9.2	9.3	10.5	10.5	10.5	10.6	11.9	11.9	11.9	12.0	13.5	13.5	13.4	13.5	15.2	15.2	15.2	15.3	17.2	17.2	17.2	17.3
1225	MBh	40.7	41.3	42.5	44.3	40.4	40.9	42.1	44.0	39.3	39.9	41.1	42.9	37.5	38.1	39.3	41.1	35.3	35.9	37.1	38.9	33.3	33.9	35.1	36.9
	S/T	0.79	0.72	0.58	0.4	0.80	0.72	0.59	0.4	1.00	0.75	0.61	0.5	1.00	0.77	0.63	0.5	1.00	0.79	0.66	0.5	1.00	1.00	0.71	0.6
	ΔT	23	21	18	14	23	21	18	14	23	21	18	14	23	21	18	14	23	21	17	14	24	22	19	15
	kW	2.62	2.62	2.62	2.64	2.90	2.90	2.90	2.92	3.22	3.22	3.21	3.23	3.56	3.56	3.55	3.57	3.94	3.93	3.93	3.95	4.38	4.38	4.38	4.40
	Amps	9.3	9.2	9.2	9.3	10.5	10.5	10.5	10.6	12.0	12.0	11.9	12.0	13.5	13.5	13.5	13.6	15.3	15.3	15.2	15.3	17.3	17.3	17.3	17.4
1575	MBh	41.5	42.1	43.3	45.1	41.2	41.7	42.9	44.8	40.1	40.7	41.9	43.7	38.3	38.9	40.1	41.9	36.1	36.7	37.9	39.7	34.1	34.7	35.9	37.7
	S/T	0.83	0.76	0.62	0.5	1.00	0.76	0.63	0.5	1.00	0.79	0.65	0.5	1.00	0.81	0.67	0.5	1.00	0.83	0.69	0.6	1.00	1.00	0.75	0.6
	ΔT	22	20	17	13	22	20	17	13	22	20	17	13	22	20	17	13	22	20	16	13	23	21	17	14
	kW	2.64	2.64	2.63	2.7	2.92	2.92	2.91	2.9	3.23	3.23	3.23	3.2	3.57	3.57	3.57	3.6	3.95	3.95	3.94	4.0	4.40	4.39	4.39	4.4
	Amps	9.3	9.3	9.3	9.4	10.6	10.6	10.6	10.7	12.0	12.0	12.0	12.1	13.6	13.6	13.6	13.7	15.3	15.3	15.3	15.4	17.4	17.4	17.3	17.4

IDB: Entering Indoor Dry Bulb Temperature
 High and low pressures are measured at the liquid and suction service valves.
 Shaded area reflects ACCA (TVA) conditions
 kW = Total system power
 Amps = outdoor unit amps (comp.+fan)

EXPANDED COOLING DATA — ALXS3NN4210A*+ CAPTA4230A* (CONT.)

IDB		OUTDOOR AMBIENT TEMPERATURE																							
		65				75				85				95				105				115			
		AIRFLOW	59	63	67	71	59	63	67	71	59	63	67	71	59	63	67	71	59	63	67	71	59	63	67
80	MBh	40.5	41.1	42.3	44.1	40.1	40.7	41.9	43.7	39.1	39.7	40.9	42.7	37.3	37.9	39.1	40.9	35.1	35.7	36.9	38.7	33.1	33.6	34.8	36.7
	S/T	1.00	0.80	0.66	0.5	1.00	0.80	0.67	0.5	1.00	0.83	0.69	0.5	1.00	0.85	0.71	0.6	1.00	1.00	0.73	0.6	1.00	1.00	0.79	0.6
	ΔT	28	26	23	19	28	26	23	19	28	26	23	19	28	26	23	19	28	26	22	19	29	27	24	20
	kW	2.61	2.61	2.61	2.6	2.89	2.89	2.89	2.9	3.21	3.21	3.20	3.2	3.55	3.55	3.54	3.6	3.93	3.92	3.92	3.9	4.37	4.37	4.36	4.4
	Amps	9.2	9.2	9.2	9.3	10.5	10.5	10.5	10.6	11.9	11.9	11.9	12.0	13.5	13.5	13.4	13.5	15.2	15.2	15.2	15.3	17.3	17.2	17.2	17.3
1225	MBh	40.9	41.5	42.7	44.5	40.6	41.2	42.4	44.2	39.5	40.1	41.3	43.1	37.7	38.3	39.5	41.3	35.5	36.1	37.3	39.1	33.5	34.1	35.3	37.1
	S/T	1.00	0.84	0.71	0.6	1.00	0.85	0.71	0.6	1.00	0.87	0.74	0.6	1.00	1.00	0.76	0.6	1.00	1.00	0.78	0.6	1.00	1.00	0.83	0.7
	ΔT	27	25	22	18	27	25	22	18	27	26	22	18	27	25	22	18	27	25	22	18	28	26	23	19
	kW	2.62	2.62	2.62	2.64	2.91	2.90	2.90	2.92	3.22	3.22	3.21	3.23	3.56	3.56	3.55	3.57	3.94	3.94	3.93	3.95	4.38	4.38	4.38	4.40
	Amps	9.3	9.2	9.2	9.3	10.5	10.5	10.5	10.6	12.0	12.0	11.9	12.0	13.5	13.5	13.5	13.6	15.3	15.3	15.2	15.3	17.3	17.3	17.3	17.4
1575	MBh	41.7	42.3	43.5	45.3	41.4	42.0	43.2	45.0	40.3	40.9	42.1	43.9	38.5	39.1	40.3	42.1	36.3	36.9	38.1	39.9	34.3	34.9	36.1	37.9
	S/T	1.00	0.88	0.75	0.6	1.00	0.89	0.75	0.6	1.00	0.91	0.78	0.6	1.00	1.00	0.80	0.7	1.00	1.00	0.82	0.7	1.00	1.00	0.87	0.7
	ΔT	26	24	21	17	26	24	21	17	26	24	21	17	26	24	21	17	26	24	20	17	27	25	22	18
	kW	2.64	2.64	2.63	2.7	2.92	2.92	2.91	2.9	3.23	3.23	3.23	3.2	3.57	3.57	3.57	3.6	3.95	3.95	3.95	4.0	4.40	4.40	4.39	4.4
	Amps	9.3	9.3	9.3	9.4	10.6	10.6	10.6	10.7	12.0	12.0	12.0	12.1	13.6	13.6	13.6	13.7	15.3	15.3	15.3	15.4	17.4	17.4	17.4	17.3

85	MBh	41.2	41.8	43.0	44.8	40.8	41.4	42.6	44.4	39.8	40.3	41.5	43.4	38.0	38.5	39.7	41.6	35.8	36.3	37.5	39.4	33.7	34.3	35.5	37.3	
	S/T	1.00	0.90	0.76	0.6	1.00	0.90	0.77	0.6	1.00	1.00	0.79	0.7	1.00	1.00	0.81	0.7	1.00	1.00	0.83	0.7	1.00	1.00	1.00	0.7	
	ΔT	32	30	26	23	32	30	26	23	32	30	27	23	32	30	26	23	32	31	30	26	22	33	31	27	24
	kW	2.62	2.62	2.61	2.6	2.90	2.90	2.89	2.9	3.21	3.21	3.21	3.2	3.55	3.55	3.55	3.6	3.93	3.93	3.93	3.9	4.38	4.38	4.37	4.4	
	Amps	9.2	9.2	9.2	9.3	10.5	10.5	10.5	10.6	12.0	11.9	11.9	12.0	13.5	13.5	13.5	13.6	15.2	15.2	15.2	15.3	17.3	17.3	17.2	17.3	
1365	MBh	41.6	42.2	43.4	45.2	41.3	41.8	43.0	44.9	40.2	40.8	42.0	43.8	38.4	39.0	40.2	42.0	36.2	36.8	38.0	39.8	34.2	34.8	36.0	37.8	
	S/T	1.00	0.94	0.81	0.7	1.00	1.00	0.82	0.7	1.00	1.00	0.84	0.7	1.00	1.00	0.86	0.7	1.00	1.00	0.88	0.7	1.00	1.00	1.00	0.8	
	ΔT	31	29	25	22	31	29	25	22	31	29	26	22	31	29	25	22	30	29	25	22	32	30	26	23	
	kW	2.63	2.63	2.62	2.64	2.91	2.91	2.90	2.93	3.22	3.22	3.22	3.24	3.56	3.56	3.56	3.58	3.94	3.94	3.94	3.96	4.39	4.39	4.39	4.40	
	Amps	9.3	9.3	9.3	9.3	10.6	10.6	10.5	10.6	12.0	12.0	12.0	12.1	13.6	13.5	13.5	13.6	15.3	15.3	15.3	15.4	17.3	17.3	17.3	17.4	
1575	MBh	42.4	43.0	44.2	46.0	42.1	42.6	43.8	45.7	41.0	41.6	42.8	44.6	39.2	39.8	41.0	42.8	37.0	37.6	38.8	40.6	35.0	35.6	36.8	38.6	
	S/T	1.00	0.98	0.85	0.7	1.00	1.00	0.85	0.7	1.00	1.00	0.88	0.7	1.00	1.00	0.90	0.8	1.00	1.00	1.00	0.8	1.00	1.00	1.00	0.8	
	ΔT	30	28	24	21	30	28	24	21	30	28	25	21	30	28	24	21	29	27	24	20	31	29	25	22	
	kW	2.64	2.64	2.64	2.7	2.93	2.92	2.92	2.9	3.24	3.24	3.23	3.3	3.58	3.58	3.57	3.6	3.96	3.96	3.96	4.0	4.40	4.40	4.40	4.4	
	Amps	9.4	9.3	9.3	9.4	10.6	10.6	10.6	10.7	12.1	12.1	12.0	12.1	13.6	13.6	13.6	13.7	15.4	15.4	15.3	15.4	17.4	17.4	17.4	17.5	

IDB: Entering Indoor Dry Bulb Temperature
 High and low pressures are measured at the liquid and suction service valves.
 Shaded area reflects AHRI conditions
 kW = Total system power
 Amps = outdoor unit amps (comp.+fan)

EXPANDED COOLING DATA — ALXS3NN4810A*+ CAPTA6030A* (CONT.)

IDB		OUTDOOR AMBIENT TEMPERATURE																								
		65				75				85				95				105				115				
		59	63	67	71	59	63	67	71	59	63	67	71	59	63	67	71	59	63	67	71	59	63	67	71	
		ENTERING INDOOR WET BULB TEMPERATURE																								
		AIRFLOW																								
80	1400	MBh	47.2	47.8	49.2	51.3	46.8	47.4	48.8	50.9	45.5	46.2	47.6	49.7	43.5	44.1	45.5	47.6	40.9	41.6	43.0	45.1	38.6	39.3	40.6	42.8
		S/T	1.00	0.81	0.68	0.5	1.00	0.81	0.68	0.5	1.00	0.84	0.71	0.6	1.00	1.00	0.73	0.6	1.00	1.00	0.75	0.6	1.00	1.00	0.80	0.7
		ΔT	29	27	23	19	29	27	23	19	29	27	23	20	29	27	23	19	29	27	23	19	30	28	24	20
		kW	3.03	3.03	3.02	3.0	3.37	3.37	3.36	3.4	3.76	3.76	3.75	3.8	4.18	4.17	4.17	4.2	4.64	4.64	4.63	4.7	5.19	5.19	5.18	5.2
		Amps	11.0	11.0	11.0	11.1	12.6	12.6	12.6	12.7	14.4	14.4	14.3	14.5	16.3	16.3	16.2	16.4	18.4	18.4	18.4	18.5	20.9	20.9	20.9	21.0
80	1600	MBh	48.0	48.7	50.0	52.2	47.6	48.3	49.6	51.7	46.4	47.0	48.4	50.5	44.3	45.0	46.3	48.5	41.8	42.4	43.8	45.9	39.4	40.1	41.5	43.6
		S/T	1.00	0.84	0.71	0.6	1.00	0.85	0.72	0.6	1.00	0.87	0.74	0.6	1.00	1.00	0.76	0.6	1.00	1.00	0.78	0.6	1.00	1.00	0.83	0.7
		ΔT	28	26	22	18	28	26	22	18	28	26	22	19	28	26	22	18	27	25	22	18	29	27	23	19
		kW	3.05	3.04	3.04	3.06	3.39	3.39	3.38	3.41	3.78	3.77	3.77	3.79	4.19	4.19	4.18	4.21	4.66	4.66	4.65	4.68	5.21	5.20	5.20	5.22
		Amps	11.1	11.1	11.1	11.2	12.7	12.7	12.7	12.8	14.5	14.4	14.4	14.5	16.4	16.4	16.3	16.4	18.5	18.5	18.5	18.6	21.0	21.0	21.0	21.1
80	1800	MBh	49.1	49.7	51.1	53.2	48.6	49.3	50.7	52.8	47.4	48.1	49.5	51.6	45.4	46.0	47.4	49.5	42.8	43.5	44.8	47.0	40.5	41.1	42.5	44.6
		S/T	1.00	0.85	0.72	0.6	1.00	0.86	0.73	0.6	1.00	1.00	0.75	0.6	1.00	1.00	0.77	0.6	1.00	1.00	0.79	0.7	1.00	1.00	0.84	0.7
		ΔT	27	25	21	17	27	25	21	17	27	25	21	18	27	25	21	17	26	24	21	17	28	26	22	18
		kW	3.06	3.06	3.05	3.1	3.41	3.40	3.40	3.4	3.79	3.79	3.78	3.8	4.21	4.21	4.20	4.2	4.67	4.67	4.67	4.7	5.22	5.22	5.21	5.2
		Amps	11.2	11.2	11.1	11.3	12.8	12.7	12.7	12.8	14.5	14.5	14.5	14.6	16.4	16.4	16.4	16.5	18.6	18.6	18.5	18.6	21.1	21.1	21.0	21.2

85	1400	MBh	47.9	48.6	50.0	52.1	47.5	48.2	49.6	51.7	46.3	47.0	48.4	50.5	44.2	44.9	46.3	48.4	41.7	42.4	43.7	45.9	39.4	40.0	41.4	43.5
		S/T	1.00	0.90	0.77	0.6	1.00	1.00	0.78	0.6	1.00	1.00	0.80	0.7	1.00	1.00	0.82	0.7	1.00	1.00	0.84	0.7	1.00	1.00	1.00	0.8
		ΔT	33	31	27	23	33	31	27	23	33	31	27	24	33	31	27	23	32	30	27	23	34	32	28	24
		kW	3.03	3.03	3.03	3.1	3.38	3.38	3.37	3.4	3.77	3.76	3.76	3.8	4.18	4.18	4.17	4.2	4.65	4.65	4.64	4.7	5.20	5.19	5.19	5.2
		Amps	11.1	11.1	11.0	11.1	12.6	12.6	12.6	12.7	14.4	14.4	14.4	14.5	16.3	16.3	16.3	16.4	18.5	18.4	18.4	18.5	21.0	20.9	20.9	21.0
85	1600	MBh	48.8	49.4	50.8	52.9	48.4	49.0	50.4	52.5	47.2	47.8	49.2	51.3	45.1	45.7	47.1	49.2	42.5	43.2	44.6	46.7	40.2	40.9	42.3	44.4
		S/T	1.00	0.94	0.81	0.7	1.00	1.00	0.82	0.7	1.00	1.00	0.84	0.7	1.00	1.00	0.86	0.7	1.00	1.00	1.00	0.7	1.00	1.00	1.00	0.8
		ΔT	32	30	26	22	32	30	26	22	32	30	26	22	32	30	26	22	31	29	26	22	33	31	27	23
		kW	3.05	3.05	3.04	3.07	3.40	3.39	3.39	3.41	3.78	3.78	3.77	3.80	4.20	4.20	4.19	4.22	4.67	4.66	4.66	4.68	5.21	5.21	5.20	5.23
		Amps	11.1	11.1	11.1	11.2	12.7	12.7	12.7	12.8	14.5	14.5	14.4	14.6	16.4	16.4	16.4	16.5	18.5	18.5	18.5	18.6	21.0	21.0	21.0	21.1
85	1800	MBh	49.8	50.5	51.9	54.0	49.4	50.1	51.5	53.6	48.2	48.9	50.2	52.4	46.1	46.8	48.2	50.3	43.6	44.2	45.6	47.7	41.3	41.9	43.3	45.4
		S/T	1.00	0.95	0.82	0.7	1.00	1.00	0.82	0.7	1.00	1.00	0.85	0.7	1.00	1.00	0.87	0.7	1.00	1.00	1.00	0.7	1.00	1.00	1.00	0.8
		ΔT	31	29	25	21	31	29	25	21	31	29	25	21	31	29	25	21	30	28	25	21	32	30	26	22
		kW	3.07	3.06	3.06	3.1	3.41	3.41	3.40	3.4	3.80	3.79	3.79	3.8	4.21	4.21	4.21	4.2	4.68	4.68	4.67	4.7	5.23	5.22	5.22	5.2
		Amps	11.2	11.2	11.2	11.3	12.8	12.8	12.8	12.9	14.6	14.5	14.5	14.6	16.5	16.5	16.4	16.5	18.6	18.6	18.6	18.7	21.1	21.1	21.1	21.2

IDB: Entering Indoor Dry Bulb Temperature
 High and low pressures are measured at the liquid and suction service valves.
 Shaded area reflects AHRI conditions
 kW = Total system power
 Amps = outdoor unit amps (comp.+fan)

EXPANDED COOLING DATA — ALXS3NN6010A*+ CAPTA6030A*

IDB	AIRFLOW	OUTDOOR AMBIENT TEMPERATURE																							
		65				75				85				95				105				115			
		59	63	67	71	59	63	67	71	59	63	67	71	59	63	67	71	59	63	67	71	59	63	67	71
70	MBh	56.7	57.5	59.2	-	56.2	57.0	58.7	-	54.7	55.5	57.2	-	52.2	53.0	54.7	-	49.1	49.9	51.6	-	46.3	47.1	48.8	-
	S/T	0.60	0.53	0.41	-	0.60	0.53	0.41	-	0.62	0.56	0.43	-	0.64	0.57	0.45	-	0.66	0.59	0.47	-	1.00	0.64	0.52	-
	ΔT	22	20	16	-	22	19	16	-	22	20	16	-	22	19	15	-	21	19	15	-	23	21	17	-
	kW	3.59	3.59	3.58	-	4.03	4.03	4.02	-	4.52	4.52	4.51	-	5.05	5.05	5.04	-	5.64	5.64	5.63	-	6.34	6.33	6.33	-
	Amps	13.4	13.4	13.4	-	15.4	15.4	15.4	-	17.7	17.6	17.6	-	20.1	20.1	20.0	-	22.8	22.8	22.7	-	26.0	26.0	25.9	-
70	MBh	59.5	60.3	62.0	-	59.0	59.8	61.5	-	57.6	58.4	60.0	-	55.1	55.9	57.5	-	52.0	52.8	54.5	-	49.2	50.0	51.7	-
	S/T	0.63	0.56	0.44	-	0.64	0.57	0.45	-	0.66	0.59	0.47	-	0.68	0.61	0.49	-	1.00	0.63	0.51	-	1.00	0.67	0.55	-
	ΔT	19	17	13	-	19	17	13	-	19	17	13	-	19	17	13	-	19	16	13	-	20	18	14	-
	kW	3.64	3.64	3.63	-	4.08	4.08	4.07	-	4.57	4.57	4.56	-	5.10	5.09	5.09	-	5.69	5.69	5.68	-	6.38	6.38	6.37	-
	Amps	13.6	13.6	13.6	-	15.6	15.6	15.6	-	17.9	17.9	17.8	-	20.3	20.3	20.3	-	23.0	23.0	23.0	-	26.2	26.2	26.1	-
2250	MBh	61.5	62.3	64.0	-	61.0	61.8	63.5	-	59.6	60.4	62.0	-	57.0	57.8	59.5	-	54.0	54.8	56.4	-	51.2	52.0	53.6	-
	S/T	0.60	0.53	0.41	-	0.60	0.54	0.41	-	0.63	0.56	0.44	-	1.00	0.58	0.45	-	1.00	0.60	0.47	-	1.00	0.64	0.52	-
	ΔT	18	16	12	-	18	16	12	-	18	16	12	-	18	16	12	-	17	15	11	-	19	17	13	-
	kW	3.66	3.66	3.65	-	4.10	4.10	4.09	-	4.59	4.59	4.58	-	5.12	5.12	5.11	-	5.71	5.71	5.70	-	6.40	6.40	6.39	-
	Amps	13.7	13.7	13.7	-	15.7	15.7	15.7	-	18.0	18.0	17.9	-	20.4	20.4	20.3	-	23.1	23.1	23.1	-	26.3	26.3	26.2	-

IDB	AIRFLOW	OUTDOOR AMBIENT TEMPERATURE																							
		65				75				85				95				105				115			
		59	63	67	71	59	63	67	71	59	63	67	71	59	63	67	71	59	63	67	71	59	63	67	71
75	MBh	56.7	57.5	59.2	61.7	56.2	57.0	58.7	61.2	54.8	55.6	57.2	59.8	52.2	53.0	54.7	57.3	49.2	50.0	51.6	54.2	46.4	47.2	48.8	51.4
	S/T	0.71	0.64	0.52	0.4	0.72	0.65	0.53	0.4	0.74	0.67	0.55	0.4	1.00	0.69	0.57	0.4	1.00	0.71	0.59	0.5	1.00	0.75	0.63	0.5
	ΔT	26	24	20	16	26	24	20	16	27	24	20	16	26	24	20	16	26	24	20	16	27	25	21	17
	kW	3.59	3.59	3.58	3.6	4.03	4.03	4.02	4.1	4.52	4.52	4.51	4.5	5.05	5.04	5.04	5.1	5.64	5.64	5.63	5.7	6.33	6.33	6.32	6.4
	Amps	13.4	13.4	13.4	13.5	15.4	15.4	15.4	15.5	17.7	17.6	17.6	17.8	20.1	20.1	20.0	20.2	22.8	22.8	22.7	22.9	26.0	25.9	25.9	26.1
75	MBh	59.6	60.4	62.0	64.6	59.1	59.9	61.5	64.1	57.6	58.4	60.1	62.6	55.1	55.9	57.6	60.1	52.0	52.8	54.5	57.0	49.2	50.0	51.7	54.2
	S/T	0.75	0.68	0.56	0.4	0.75	0.68	0.56	0.4	1.00	0.71	0.59	0.5	1.00	0.72	0.60	0.5	1.00	0.74	0.62	0.5	1.00	1.00	0.67	0.5
	ΔT	24	22	18	13	24	21	17	13	24	22	18	14	24	21	17	13	23	21	17	13	25	22	19	14
	kW	3.64	3.64	3.63	3.66	4.08	4.07	4.07	4.10	4.57	4.56	4.56	4.59	5.10	5.09	5.08	5.12	5.69	5.68	5.68	5.71	6.38	6.38	6.37	6.40
	Amps	13.6	13.6	13.6	13.7	15.6	15.6	15.6	15.7	17.9	17.9	17.8	18.0	20.3	20.3	20.2	20.4	23.0	23.0	22.9	23.1	26.2	26.2	26.1	26.3
2250	MBh	61.6	62.3	64.0	66.6	61.1	61.8	63.5	66.1	59.6	60.4	62.1	64.6	57.1	57.9	59.5	62.1	54.0	54.8	56.5	59.0	51.2	52.0	53.7	56.2
	S/T	0.71	0.65	0.52	0.4	1.00	0.65	0.53	0.4	1.00	0.67	0.55	0.4	1.00	0.69	0.57	0.4	1.00	0.71	0.59	0.5	1.00	1.00	0.64	0.5
	ΔT	22	20	16	12	22	20	16	12	23	21	17	13	22	20	16	12	22	20	16	12	23	21	17	13
	kW	3.66	3.66	3.65	3.7	4.10	4.09	4.09	4.1	4.59	4.58	4.58	4.6	5.12	5.11	5.10	5.1	5.71	5.70	5.70	5.7	6.40	6.40	6.39	6.4
	Amps	13.7	13.7	13.7	13.8	15.7	15.7	15.7	15.8	18.0	17.9	17.9	18.1	20.4	20.4	20.3	20.5	23.1	23.1	23.0	23.2	26.3	26.2	26.2	26.4

IDB: Entering Indoor Dry Bulb Temperature
 High and low pressures are measured at the liquid and suction service valves.
 Shaded area reflects ACCA (TVA) conditions
 kW = Total system power
 Amps = outdoor unit amps (comp.+fan)

EXPANDED COOLING DATA — ALXS3NN6010A*+ CAPTA6030A* (CONT.)

IDB		OUTDOOR AMBIENT TEMPERATURE																																			
		65						75						85						95						105						115					
		AIRFLOW				ENTERING INDOOR WET BULB TEMPERATURE				ENTERING INDOOR WET BULB TEMPERATURE				ENTERING INDOOR WET BULB TEMPERATURE				ENTERING INDOOR WET BULB TEMPERATURE				ENTERING INDOOR WET BULB TEMPERATURE				ENTERING INDOOR WET BULB TEMPERATURE											
	59	63	67	71	59	63	67	71	59	63	67	71	59	63	67	71	59	63	67	71	59	63	67	71	59	63	67	71									
80	1490	MBh	57.0	57.8	59.5	62.0	61.5	56.5	57.3	59.0	61.5	60.1	52.5	53.3	55.0	57.6	49.5	50.3	51.9	54.5	46.7	47.5	49.1	51.7	46.7	47.5	49.1	51.7	51.7								
		S/T	0.82	0.76	0.63	0.5	0.5	1.00	0.76	0.64	0.5	0.5	1.00	0.80	0.68	0.6	1.00	0.82	0.70	0.6	1.00	0.82	0.70	0.6	1.00	0.82	0.70	0.6	0.6								
		ΔT	31	29	25	21	21	31	29	25	21	21	31	29	25	21	31	29	25	20	32	30	26	22	32	30	26	22	22								
		kW	3.59	3.59	3.58	3.6	4.03	4.02	4.1	4.03	4.02	4.1	4.52	4.52	4.51	4.5	5.05	5.05	5.05	5.63	5.7	6.34	6.33	6.32	6.4	6.34	6.33	6.32	6.4								
		Amps	13.4	13.4	13.4	13.5	15.4	15.4	15.5	15.4	15.4	15.5	17.7	17.6	17.6	17.8	20.1	20.1	20.1	22.7	22.9	26.0	26.0	25.9	26.1	26.0	26.0	25.9	26.1								
	2000	MBh	59.9	60.7	62.3	64.9	64.4	59.4	60.2	61.8	64.4	62.9	55.4	56.2	57.9	60.4	52.3	53.1	54.8	57.3	49.5	50.3	52.0	54.5	49.5	50.3	52.0	54.5	54.5								
	S/T	1.00	0.79	0.67	0.5	0.5	1.00	0.80	0.68	0.5	0.5	1.00	0.84	0.72	0.6	1.00	0.84	0.74	0.6	1.00	0.84	0.74	0.6	1.00	0.84	0.74	0.6	0.6									
	ΔT	28	26	22	18	18	28	26	22	18	18	28	26	22	18	28	26	22	18	29	27	23	19	29	27	23	19	19									
	kW	3.64	3.64	3.63	3.66	4.08	4.07	4.10	4.08	4.07	4.10	4.57	4.57	4.56	4.59	5.10	5.09	5.09	5.68	5.71	6.38	6.38	6.37	6.41	6.38	6.38	6.37	6.41									
	Amps	13.6	13.6	13.6	13.7	15.6	15.6	15.7	15.6	15.6	15.7	17.9	17.9	17.8	18.0	20.3	20.3	20.3	23.0	23.1	26.2	26.2	26.1	26.3	26.2	26.2	26.1	26.3									
	2250	MBh	61.8	62.6	64.3	66.9	66.4	61.3	62.1	63.8	66.4	64.9	57.4	58.2	59.8	62.4	54.3	55.1	56.8	59.3	51.5	52.3	54.0	56.5	51.5	52.3	54.0	56.5	56.5								
	S/T	1.00	0.76	0.64	0.5	0.5	1.00	0.76	0.64	0.5	0.5	1.00	0.80	0.68	0.6	1.00	0.80	0.70	0.6	1.00	0.80	0.70	0.6	1.00	0.80	0.70	0.6	0.6									
	ΔT	27	25	21	17	17	27	25	21	17	17	27	25	21	17	27	25	21	17	28	26	22	18	28	26	22	18	18									
	kW	3.66	3.66	3.65	3.7	4.10	4.09	4.1	4.10	4.10	4.09	4.59	4.59	4.58	4.6	5.12	5.11	5.11	5.70	5.7	6.40	6.40	6.39	6.4	6.40	6.40	6.39	6.4									
	Amps	13.7	13.7	13.7	13.8	15.7	15.7	15.8	15.7	15.7	15.8	18.0	18.0	17.9	18.1	20.4	20.4	20.4	23.1	23.2	26.3	26.3	26.2	26.4	26.3	26.3	26.2	26.4									

85	1490	MBh	58.0	58.7	60.4	63.0	62.5	57.5	58.2	59.9	62.5	61.0	53.5	54.3	55.9	58.5	50.4	51.2	52.9	55.4	47.6	48.4	50.1	52.6	47.6	48.4	50.1	52.6	
		S/T	1.00	0.85	0.72	0.6	0.6	1.00	0.85	0.73	0.6	0.6	1.00	0.80	0.77	0.6	1.00	0.80	0.79	0.7	1.00	0.80	0.84	0.7	1.00	0.80	0.84	0.7	
		ΔT	35	33	29	25	25	35	33	29	25	25	35	33	29	25	35	33	29	25	36	34	30	26	36	34	30	26	
		kW	3.60	3.60	3.59	3.6	4.04	4.03	4.1	4.04	4.03	4.1	4.53	4.53	4.52	4.6	5.06	5.06	5.05	5.64	5.7	6.34	6.34	6.33	6.4	6.34	6.34	6.33	6.4
		Amps	13.5	13.4	13.4	13.6	15.5	15.4	15.4	15.4	15.4	15.6	17.7	17.7	17.7	17.8	20.1	20.1	20.1	22.8	22.9	26.0	26.0	26.0	26.1	26.0	26.0	26.0	26.1
	2000	MBh	60.8	61.6	63.3	65.8	65.3	60.3	61.1	62.8	65.3	63.9	56.3	57.1	58.8	61.4	53.3	54.1	55.7	58.3	50.5	51.2	52.9	55.5	50.5	51.2	52.9	55.5	
	S/T	1.00	0.88	0.76	0.6	0.6	1.00	0.89	0.77	0.6	0.6	1.00	0.80	0.81	0.7	1.00	0.80	0.83	0.7	1.00	0.80	0.83	0.7	1.00	0.80	0.83	0.7		
	ΔT	32	30	26	22	22	32	30	26	22	22	32	30	26	22	32	30	26	22	33	31	27	23	33	31	27	23		
	kW	3.65	3.65	3.64	3.67	4.09	4.08	4.11	4.08	4.08	4.11	4.58	4.57	4.57	4.60	5.10	5.10	5.10	5.69	5.72	6.39	6.39	6.38	6.41	6.39	6.39	6.38	6.41	
	Amps	13.7	13.7	13.6	13.8	15.7	15.7	15.8	15.7	15.7	15.8	17.9	17.9	17.9	18.0	20.3	20.3	20.3	23.0	23.1	26.2	26.2	26.2	26.3	26.2	26.2	26.2	26.3	
	2250	MBh	62.8	63.6	65.3	67.8	67.3	62.3	63.1	64.8	67.3	65.8	58.3	59.1	60.8	63.3	55.2	56.0	57.7	60.3	52.4	53.2	54.9	57.5	52.4	53.2	54.9	57.5	
	S/T	1.00	0.85	0.73	0.6	0.6	1.00	0.90	0.78	0.6	0.6	1.00	0.84	0.77	0.6	1.00	0.84	0.77	0.6	1.00	0.84	0.77	0.6	1.00	0.84	0.77	0.6		
	ΔT	31	29	25	21	21	31	29	25	21	21	31	29	25	21	31	29	25	21	32	30	26	22	32	30	26	22		
	kW	3.67	3.67	3.66	3.7	4.11	4.10	4.1	4.10	4.10	4.1	4.60	4.59	4.59	4.6	5.13	5.12	5.12	5.71	5.7	6.41	6.41	6.40	6.4	6.41	6.41	6.40	6.4	
	Amps	13.8	13.8	13.7	13.9	15.8	15.8	15.8	15.8	15.8	15.9	18.0	18.0	18.0	18.1	20.4	20.4	20.4	23.1	23.2	26.3	26.3	26.3	26.4	26.3	26.3	26.3	26.4	

IDB: Entering Indoor Dry Bulb Temperature
 High and low pressures are measured at the liquid and suction service valves.
 Shaded area reflects AHRI conditions
 kW = Total system power
 Amps = outdoor unit amps (comp.+fan)

PERFORMANCE DATA

ALXS3NN1810*/CAPTA2422*				
CONDITIONS: 80 °F IBD, 67 °F IWB @ 625 CFM				
OUTDOOR TEM. ° F.	TOTAL BTU/H	SENSIBLE BTU/H	LATENT BTU/H	TOTAL WATTS
75	19,300	12,540	6,760	1,320
80	19,060	12,600	6,460	1,390
85	18,820	12,660	6,160	1,460
90	18,410	12,540	5,870	1,540
95	18,000	12,420	5,580	1,620
100	17,495	12,245	5,250	1,705
105	16,990	12,070	4,920	1,790
110	16,535	12,120	4,415	1,890
115	16,080	12,170	3,910	1,990
TVA CONDITIONS @ 95° OD DB, 75° ID DB 63° ID WB				
95°	17,360	12,140	5,220	1,620

ALXS3NN2410*/CAPTA2422*				
CONDITIONS: 80 °F IBD, 67 °F IWB @ 700 CFM				
OUTDOOR TEM. ° F.	TOTAL BTU/H	SENSIBLE BTU/H	LATENT BTU/H	TOTAL WATTS
75	24,660	16,720	7,940	1,670
80	24,355	16,800	7,555	1,765
85	24,050	16,880	7,170	1,860
90	23,525	16,725	6,800	1,965
95	23,000	16,570	6,430	2,070
100	22,360	16,335	6,025	2,185
105	21,720	16,100	5,620	2,300
110	21,130	16,165	4,965	2,435
115	20,540	16,230	4,310	2,570
TVA CONDITIONS @ 95° OD DB, 75° ID DB 63° ID WB				
95°	22,180	16,190	5,990	2,070

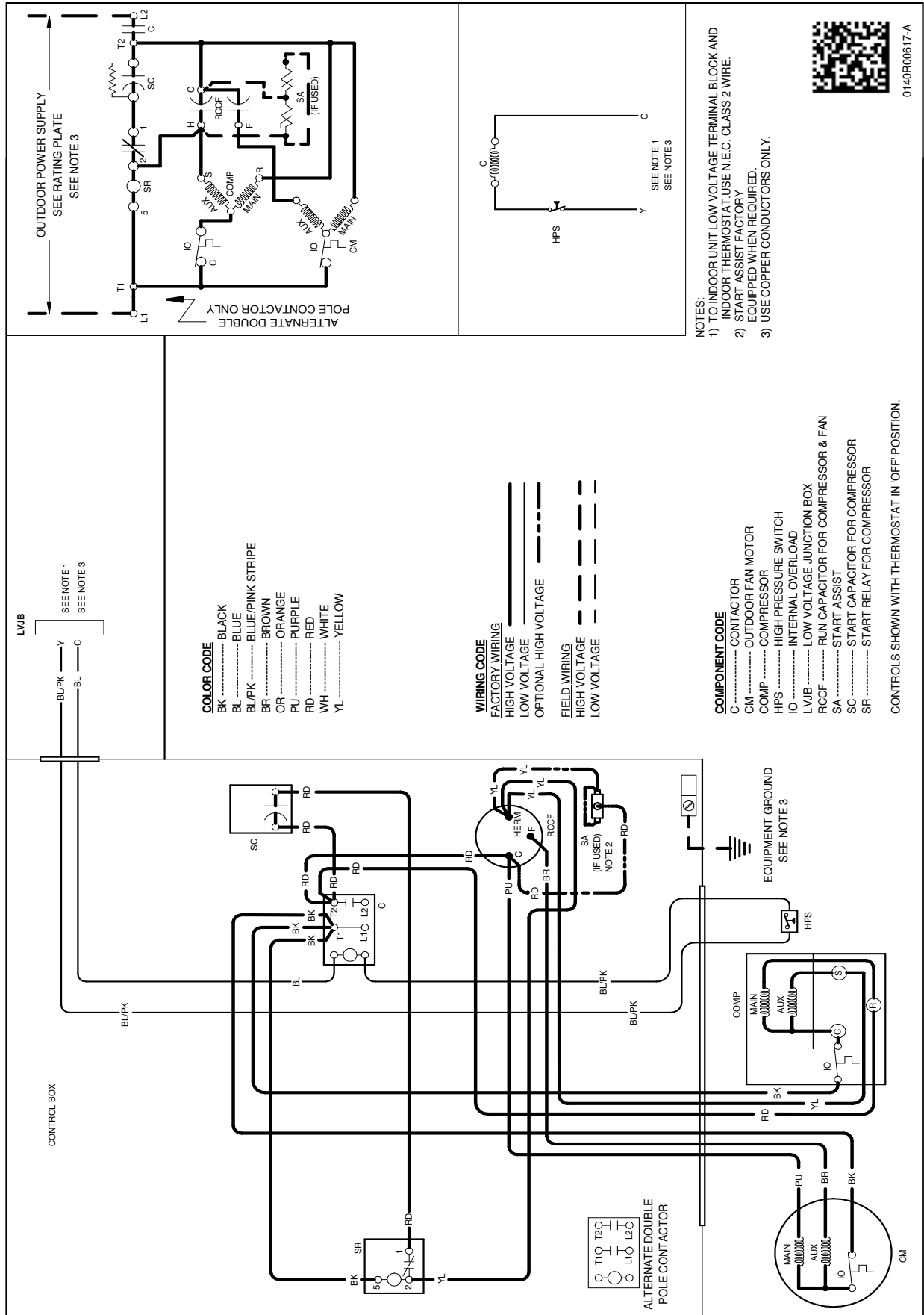
ALXS3NN3010*/CAPTA3026*				
CONDITIONS: 80 °F IBD, 67 °F IWB @ 950 CFM				
OUTDOOR TEM. ° F.	TOTAL BTU/H	SENSIBLE BTU/H	LATENT BTU/H	TOTAL WATTS
75	30,670	21,380	9,290	2,050
80	30,290	21,480	8,810	2,175
85	29,910	21,580	8,330	2,300
90	29,255	21,380	7,875	2,435
95	28,600	21,180	7,420	2,570
100	27,800	20,880	6,920	2,725
105	27,000	20,580	6,420	2,880
110	26,270	20,665	5,605	3,060
115	25,540	20,750	4,790	3,240
TVA CONDITIONS @ 95° OD DB, 75° ID DB 63° ID WB				
95°	27,580	20,700	6,880	2,580

ALXS3NN3610*/CAPTA3626*				
CONDITIONS: 80 °F IBD, 67 °F IWB @ 1150 CFM				
OUTDOOR TEM. ° F.	TOTAL BTU/H	SENSIBLE BTU/H	LATENT BTU/H	TOTAL WATTS
75	36,670	26,290	10,380	2,460
80	36,215	26,415	9,800	2,610
85	35,760	26,540	9,220	2,760
90	34,980	26,295	8,685	2,920
95	34,200	26,050	8,150	3,080
100	33,245	25,680	7,565	3,260
105	32,290	25,310	6,980	3,440
110	31,420	27,930	3,490	3,645
115	30,550	30,550	0	3,850
TVA Conditions @ 95° OD DB, 75° ID DB 63° ID WB				
95°	32,980	25,450	7,530	3,080

ALXS3NN4210*/CAPTA4230*				
CONDITIONS: 80 °F IBD, 67 °F IWB @ 1365 CFM				
OUTDOOR TEM. ° F.	TOTAL BTUH	SENSIBLE BTUH	LATENT BTUH	TOTAL WATTS
75	42,350	30,250	12,100	2,900
80	41,830	30,390	11,440	3,055
85	41,310	30,530	10,780	3,210
90	40,405	30,245	10,160	3,380
95	39,500	29,960	9,540	3,550
100	38,395	29,535	8,860	3,740
105	37,290	29,110	8,180	3,930
110	36,285	29,235	7,050	4,155
115	35,280	29,360	5,920	4,380
TVA Conditions @ 95° OD DB, 75° ID DB 63° ID WB				
95°	38,090	29,280	8,810	3,560

ALXS3NN4810*/CAPT6030*				
CONDITIONS: 80 °F IBD, 67 °F IWB @ 1400 CFM				
OUTDOOR TEM. ° F.	TOTAL BTUH	SENSIBLE BTUH	LATENT BTUH	TOTAL WATTS
75	48,790	33,330	15,460	3,360
80	48,185	33,490	14,695	3,555
85	47,580	33,650	13,930	3,750
90	46,540	33,335	13,205	3,960
95	45,500	33,020	12,480	4,170
100	44,230	32,550	11,680	4,400
105	42,960	32,080	10,880	4,630
110	41,800	32,215	9,585	4,905
115	40,640	32,350	8,290	5,180
TVA Conditions @ 95° OD DB, 75° ID DB 63° ID WB				
95°	43,880	32,270	11,610	4,170

ALXS3NN6010*/CAPTA6030*				
CONDITIONS: 80 °F IBD, 67 °F IWB @ 1490 CFM				
OUTDOOR TEM. ° F.	TOTAL BTUH	SENSIBLE BTUH	LATENT BTUH	TOTAL WATTS
75	58,970	37,730	21,240	4,020
80	58,240	37,905	20,335	4,265
85	57,510	38,080	19,430	4,510
90	56,255	37,730	18,525	4,775
95	55,000	37,380	17,620	5,040
100	53,465	36,850	16,615	5,335
105	51,930	36,320	15,610	5,630
110	50,525	36,470	14,055	5,975
115	49,120	36,620	12,500	6,320
TVA Conditions @ 95° OD DB, 75° ID DB 63° ID WB				
95°	53,040	36,530	16,510	5,040



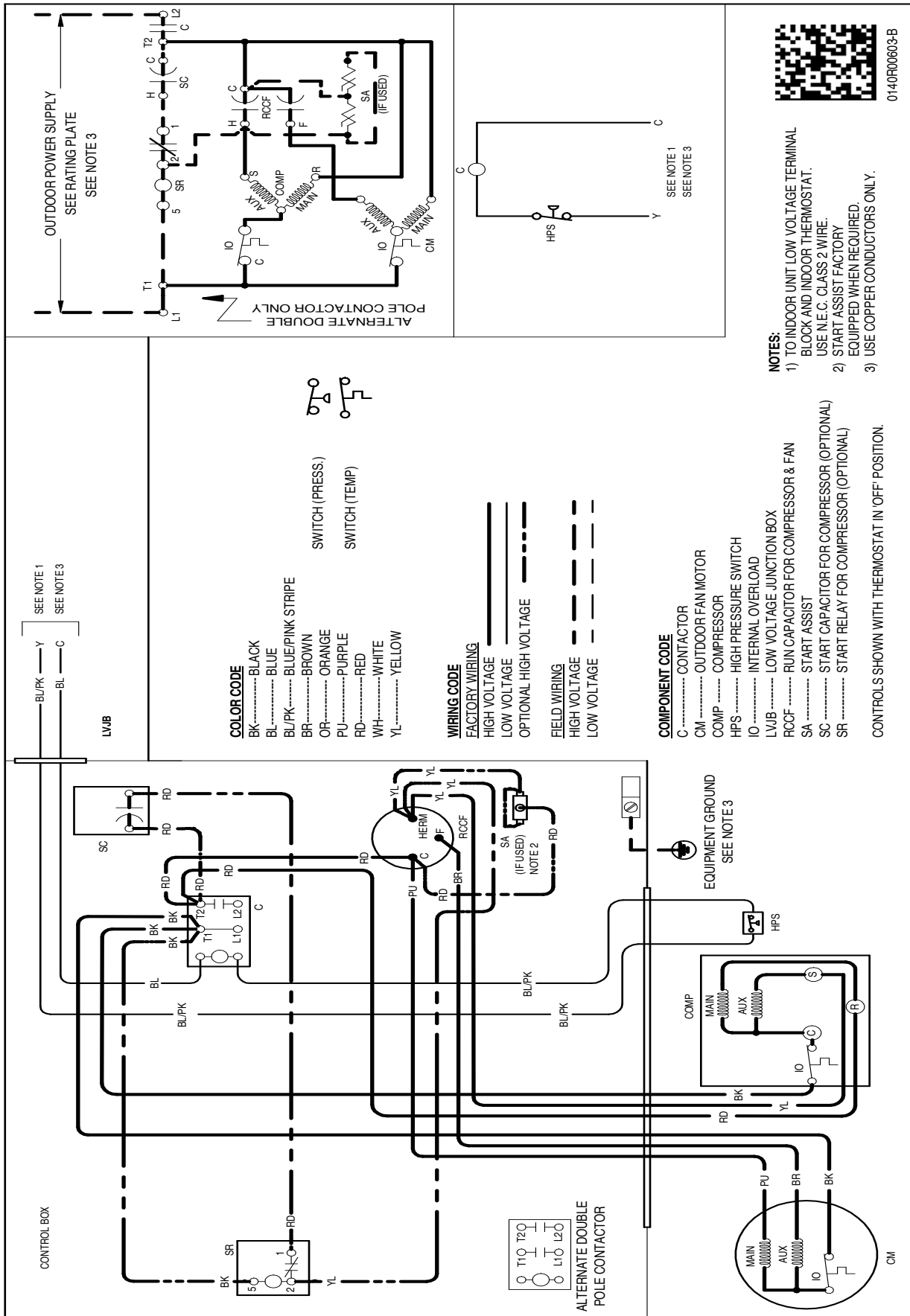
0140R00617-A



High Voltage: Disconnect all power before servicing or installing this unit. Multiple power sources may be present. Failure to do so may cause property damage, personal injury, or death.



Wiring is subject to change. Always refer to the wiring diagram or the unit for the most up-to-date wiring.



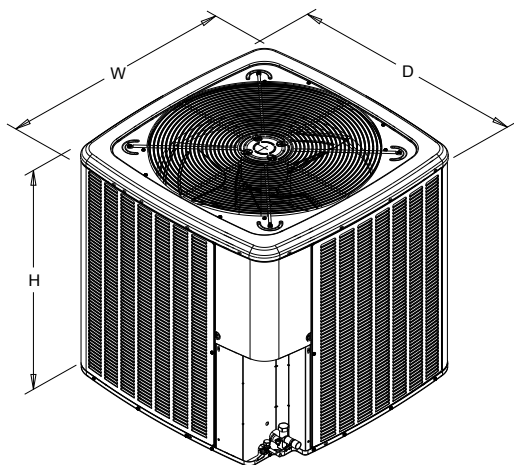
0140R0603-B

WARNING

High Voltage: Disconnect all power before servicing or installing this unit. Multiple power sources may be present. Failure to do so may cause property damage, personal injury, or death.

Wiring is subject to change. Always refer to the wiring diagram or the unit for the most up-to-date wiring.

DIMENSIONS



MODEL	DIMENSIONS		
	W"	D"	H"
ALXS3NN1810A*	26	26	27½
ALXS3NN2410A*	26	26	27½
ALXS3NN3010A*	26	26	32½
ALXS3NN3610A*	26	26	32½
ALXS3NN4210A*	29	29	35¾
ALXS3NN4810A*	29	29	39½
ALXS3NN6010A*	35½	35½	39½

ACCESSORIES

Model	Description	ALXS3NN 1810A*	ALXS3N N2410A*	ALXS3N N3010A*	ALXS3N N3610A*	ALXS3N N4210A*	ALXS3N N4810A*	ALXS3N N6010A*
ABK-20	Anchor Bracket Kit ^	X	X	X	X	X	X	X
ASC01A	Anti-Short Cycle Kit	X	X	X	X	X	X	X
Factory Installed Hard Start Kit		X	X	X				
CSR-U-1	Hard-start Kit				X			
CSR-U-2	Hard-start Kit					X	X	X
CSR-U-3	Hard-start Kit						X	X
FSK01A ¹	Freeze Protection Kit	X	X	X	X	X	X	X
LSK02A ²	Liquid Line Solenoid Kit	X	X	X	X	X	X	X
LAKT01	Low-Ambient Kit	X	X	X	X	X	X	X
O130R00000S	Low-Pressure Switch Kit	X	X	X	X	X	X	X

⁰ Contains 20 brackets; four brackets needed to anchor unit to pad

¹ Installed on indoor coil

² Condensing units and heat pumps with reciprocating or rotary compressors require the use of start-assist components when used in conjunction with an indoor coil using a non-bleed thermal expansion valve refrigerant metering device or liquid line solenoid kit. The TXV should always be sized based on the tonnage of the outdoor unit.

All AHRI system ratings are accessible in the System Configurator tool via PartnerLink.

