


**ENERGY-EFFICIENCY STANDARD FAMILY**  
**R-32 SPLIT SYSTEM HEAT PUMP**  
**UP TO 15.2 SEER2 AND 7.8 HSPF2**  
**1½ TO 5 TONS**



**Contents**

Nomenclature..... 2  
 Product Specifications..... 3  
 Expanded Cooling Data ..... 4  
 Expanded Heating Data..... 18  
 Performance Data ..... 20  
 Dimensions ..... 21  
 Wiring Diagrams ..... 22  
 Accessories ..... 23

**R32**

**Standard Features**

- High-Efficiency Copeland scroll compressor
- Enhanced aluminum fin coil with 5mm diameter copper tubes in 1.5- to 3.5-ton.
- Enhanced aluminum fin coil with 7mm diameter copper tubes in 4.0- to 5.0-ton
- SmartShift® technology to ensure quiet reliable defrost
- Single-speed PSC condenser fan motor
- Factory-installed bi-flow liquid-line filter drier
- Factory-installed suction-line accumulator
- Factory-installed compressor crankcase heater
- Factory-installed high-capacity muffler
- High and low-pressure switches
- Fully enclosed contactor with lug connection
- Service valves with sweat connections and easy access to gauge ports
- Capacitors with extended life
- High density foam compressor sound blanket
- Advanced Copeland CoreSense technology
- AHRI Certified; ETL Listed

**Cabinet Features**

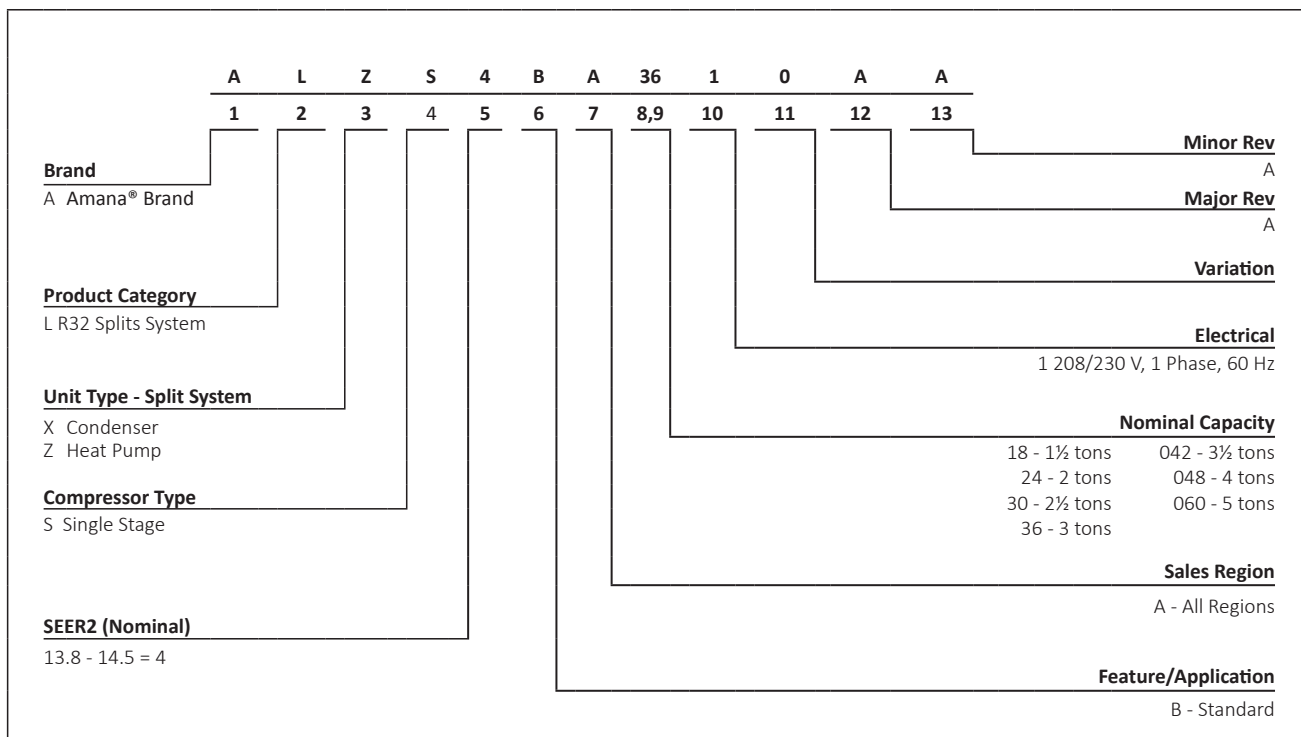
- Removable grille-style top design compliant with UL 60335-2-40
- Steel louver coil guard with rust-resistant screws
- Heavy-gauge galvanized-steel cabinet
- Baked-on powder-paint finish with 500-hour salt-spray approval
- Single-panel access to controls with space provided for field-installed accessories
- Steel louver coil guard with rust-resistant screws
- Top and side maintenance access
- When properly anchored, it meets the 2023 Florida Building Code unit integrity requirements for hurricane-type winds (Anchor bracket kits available.)



COMPANY WITH  
 QUALITY SYSTEM  
 CERTIFIED BY DNV GL  
 = ISO 9001 =

COMPANY WITH  
 ENVIRONMENTAL SYSTEM  
 CERTIFIED BY DNV GL  
 = ISO 14001 =

\* Complete warranty details available from your local dealer or at [www.amana-hac.com](http://www.amana-hac.com). To receive the 10-Year Parts Limited Warranty, online registration must be completed within 60 days of installation. Online registration is not required in California or Québec. The duration of warranty coverages in Texas differs in some cases.



	ALZS4BA 1810*	ALZS4BA 2410*	ALZS4BA 3010*	ALZS4BA 3610*	ALZS4BA 4210*	ALZS4BA 4810*	ALZS4BA 6010*
<b>NOMINAL CAPACITIES</b>							
Cooling (BTU/h)	18,000	24,000	30,000	36,000	42,000	48,000	60,000
Heating (BTU/h)	18,000	24,000	30,000	36,000	42,000	48,000	60,000
Decibels	69	69	71	74	72	74	75
<b>COMPRESSOR</b>							
RLA	8.3	10.2	12.8	16.4	14.4	19.4	23.9
LRA	44.3	59.3	76.0	88.0	112.2	127.7	148.0
Stage	Single	Single	Single	Single	Single	Single	Single
Type	Scroll	Scroll	Scroll	Scroll	Scroll	Scroll	Scroll
<b>CONDENSER FAN MOTOR</b>							
Motor Type	PSC	PSC	PSC	PSC	PSC	PSC	PSC
Horsepower	1/6	1/6	1/6	1/6	1/4	1/4	1/4
FLA	0.95	0.95	0.95	0.97	1.3	1.3	1.3
<b>REFRIGERATION SYSTEM</b>							
Refrigerant Line Size <sup>1</sup>							
Liquid Line Size ("O.D.)	3/8"	3/8"	3/8"	3/8"	3/8"	3/8"	3/8"
Suction Line Size ("O.D.)	3/4"	3/4"	3/4"	7/8"	1 1/8"	1 1/8"	1 1/8"
Refrigerant Connection Size							
Liquid Valve Size ("O.D.)	3/8"	3/8"	3/8"	3/8"	3/8"	3/8"	3/8"
Suction Valve Size ("O.D.)	3/4"	3/4"	3/4"	7/8"	7/8"	7/8"	7/8"
Valve Connection Type	Sweat	Sweat	Sweat	Sweat	Sweat	Sweat	Sweat
Refrigerant Charge	71	70	78	83	139	174	194
<b>ELECTRICAL DATA</b>							
Voltage (60 Hz)	208/230	208/230	208/230	208/230	208/230	208/230	208/230
Minimum Circuit Ampacity <sup>2</sup>	11.4	13.8	17.0	21.5	19.3	25.5	31.1
Max. Overcurrent Protection <sup>3</sup>	15	20	25	35	30	40	50
Min / Max Volts	197/253	197/253	197/253	197/253	197/253	197/253	197/253
Electrical Conduit Size	1/2" or 3/4"	1/2" or 3/4"	1/2" or 3/4"	1/2" or 3/4"	1/2" or 3/4"	1/2" or 3/4"	1/2" or 3/4"
<b>UNIT WEIGHTS</b>							
Equipment Weight	160	160	174	208	262	269	300
Shipping Weight	175	175	189	228	282	289	320

<sup>1</sup> Tested and rated in accordance with AHRI Standard 210/240

<sup>2</sup> Wire size should be determined in accordance with National Electrical Codes; extensive wire runs will require larger wire sizes

<sup>3</sup> Must use time-delay fuses or HACR-type circuit breakers of the same size as noted.

**NOTES**

- Always check the S&R plate for electrical data on the unit being installed.
- Installer will need to supply 3/8" to 1 1/8" adapters for suction line connections.
- Unit is charged with refrigerant for 15' of 3/8" liquid line. System charge must be adjusted per Installation Instructions Final Charge Procedure.
- Installation of these units requires the specified TXV Kit to be installed on the indoor coil.  
THE SPECIFIED TXV IS DETERMINED BY THE OUTDOOR UNIT NOT THE INDOOR COIL.

EXPANDING COOLING DATA — ALZS4BA1810A\*+AMST24BU1300A\*

IDB		OUTDOOR AMBIENT TEMPERATURE																																			
		65°F						75°F						85°F						95°F						105°F						115°F					
		59	63	67	71	59	63	67	71	59	63	67	71	59	63	67	71	59	63	67	71	59	63	67	71	59	63	67	71								
		ENTERING INDOOR WET BULB TEMPERATURE																																			
AIRFLOW		18.3	18.5	19.1	-	18.1	18.4	18.9	-	17.6	17.9	18.4	-	16.8	17.1	17.6	-	15.8	16.1	16.6	-	14.9	15.1	15.7	-												
525		S/T	0.60	0.52	0.38	-	0.61	0.53	0.39	-	1.00	0.55	0.42	-	1.00	0.57	0.44	-	1.00	0.60	0.46	-	1.00	0.60	0.46	-	1.00	0.60	0.46	-							
		ΔT	19	18	14	-	19	17	14	-	19	18	14	-	19	17	14	-	19	17	14	-	19	17	14	-	20	18	15	-							
		kW	1.05	1.05	1.05	-	1.17	1.17	1.17	-	1.30	1.30	1.30	-	1.45	1.45	1.44	-	1.61	1.60	1.60	-	1.61	1.60	1.60	-	1.79	1.79	1.79	-							
		Amps	4.0	4.0	4.0	-	4.6	4.6	4.6	-	5.2	5.2	5.2	-	5.8	5.8	5.8	-	6.6	6.6	6.6	-	6.6	6.6	6.6	-	7.4	7.4	7.4	-							
70		MBh	18.6	18.8	19.4	-	18.4	18.6	19.2	-	17.9	18.2	18.7	-	17.1	17.3	17.9	-	16.1	16.3	16.9	-	15.2	15.4	16.0	-											
		S/T	0.68	0.60	0.46	-	0.69	0.61	0.47	-	1.00	0.63	0.50	-	1.00	0.65	0.52	-	1.00	0.68	0.54	-	1.00	1.00	0.59	-											
		ΔT	18	16	13	-	18	16	13	-	18	16	13	-	18	16	13	-	18	16	13	-	19	17	14	-											
		kW	1.06	1.06	1.06	-	1.18	1.18	1.18	-	1.31	1.31	1.31	-	1.45	1.45	1.45	-	1.61	1.61	1.61	-	1.80	1.80	1.80	-											
		Amps	4.1	4.1	4.1	-	4.6	4.6	4.6	-	5.2	5.2	5.2	-	5.9	5.9	5.9	-	6.6	6.6	6.6	-	7.5	7.5	7.5	-											
675		MBh	18.8	19.0	19.6	-	18.6	18.8	19.4	-	18.1	18.4	18.9	-	17.3	17.5	18.1	-	16.3	16.5	17.1	-	15.4	15.6	16.2	-											
		S/T	0.71	0.63	0.49	-	0.71	0.64	0.50	-	1.00	0.66	0.52	-	1.00	0.68	0.54	-	1.00	0.70	0.57	-	1.00	1.00	0.62	-											
		ΔT	17	16	12	-	17	15	12	-	17	16	12	-	17	15	12	-	17	15	12	-	18	16	13	-											
		kW	1.06	1.06	1.06	-	1.18	1.18	1.18	-	1.31	1.31	1.31	-	1.46	1.46	1.45	-	1.62	1.62	1.61	-	1.80	1.80	1.80	-											
		Amps	4.1	4.1	4.1	-	4.6	4.6	4.6	-	5.2	5.2	5.2	-	5.9	5.9	5.9	-	6.6	6.6	6.6	-	7.5	7.5	7.5	-											

525		MBh	18.3	18.5	19.1	19.9	18.1	18.4	18.9	19.8	17.6	17.9	18.4	19.3	16.8	17.1	17.6	18.5	15.8	16.1	16.6	17.4	14.9	15.1	15.7	16.5
		S/T	0.73	0.65	0.52	0.37	1.00	0.66	0.52	0.38	1.00	0.69	0.55	0.40	1.00	0.71	0.57	0.42	1.00	1.00	0.59	0.44	1.00	1.00	0.64	0.50
		ΔT	23	21	18	15	23	21	18	15	23	22	18	15	23	21	18	15	23	21	18	14	24	22	19	15
		kW	1.05	1.05	1.05	1.1	1.17	1.17	1.17	1.2	1.30	1.30	1.30	1.3	1.45	1.44	1.44	1.5	1.60	1.60	1.60	1.6	1.79	1.79	1.79	1.8
		Amps	4.0	4.0	4.0	4.1	4.6	4.6	4.6	4.6	5.2	5.2	5.2	5.2	5.8	5.8	5.8	5.9	6.6	6.6	6.6	6.6	7.4	7.4	7.4	7.5
75		MBh	18.6	18.8	19.4	20.2	18.4	18.7	19.2	20.0	17.9	18.2	18.7	19.6	17.1	17.4	17.9	18.7	16.1	16.4	16.9	17.7	15.2	15.4	16.0	16.8
		S/T	0.81	0.73	0.60	0.45	1.00	0.74	0.60	0.46	1.00	0.77	0.63	0.48	1.00	0.79	0.65	0.50	1.00	1.00	0.67	0.52	1.00	1.00	0.72	0.58
		ΔT	22	20	17	13	22	20	17	13	22	20	17	14	22	20	17	13	21	20	16	13	23	21	18	14
		kW	1.06	1.06	1.06	1.07	1.18	1.18	1.18	1.18	1.31	1.31	1.31	1.32	1.45	1.45	1.45	1.46	1.61	1.61	1.61	1.62	1.80	1.80	1.80	1.81
		Amps	4.1	4.1	4.1	4.1	4.6	4.6	4.6	4.6	5.2	5.2	5.2	5.3	5.9	5.9	5.9	5.9	6.6	6.6	6.6	6.6	7.5	7.5	7.5	7.5
675		MBh	18.8	19.0	19.6	20.4	18.6	18.9	19.4	20.2	18.1	18.4	18.9	19.8	17.3	17.6	18.1	18.9	16.3	16.6	17.1	17.9	15.4	15.6	16.2	17.0
		S/T	1.00	0.76	0.62	0.48	1.00	0.77	0.63	0.48	1.00	0.79	0.65	0.51	1.00	1.00	0.67	0.53	1.00	1.00	0.70	0.55	1.00	1.00	0.75	0.60
		ΔT	21	19	16	13	21	19	16	13	21	20	16	13	21	19	16	13	21	19	16	12	22	20	17	14
		kW	1.06	1.06	1.06	1.1	1.18	1.18	1.18	1.2	1.31	1.31	1.31	1.3	1.46	1.46	1.45	1.5	1.62	1.62	1.61	1.6	1.80	1.80	1.80	1.8
		Amps	4.1	4.1	4.1	4.1	4.6	4.6	4.6	4.7	5.2	5.2	5.2	5.3	5.9	5.9	5.9	5.9	6.6	6.6	6.6	6.7	7.5	7.5	7.5	7.5

IDB: Entering Indoor Dry Bulb Temperature  
 High and low pressures are measured at the liquid and suction service valves.  
 Shaded area reflects AHRI Rating Conditions.  
 kW = Total system power  
 Amps = Outdoor unit amps (compressor + fan)

EXPANDING COOLING DATA — ALZS4BA1810A\*+AMST24BU1300A\* (CONT.)

IDB		OUTDOOR AMBIENT TEMPERATURE																																			
		65°F						75°F						85°F						95°F						105°F						115°F					
		59	63	67	71	71	59	63	67	71	71	59	63	67	71	71	59	63	67	71	71	59	63	67	71	71	59	63	67	71	71						
<b>80</b>	AIRFLOW	18.4	18.6	19.2	20.0	20.0	18.2	18.5	19.0	19.8	19.8	17.7	18.0	18.5	19.4	19.4	16.9	17.2	17.7	18.5	18.5	15.9	16.2	16.7	17.5	17.5	15.0	15.2	15.8	16.6							
	MBh	1.00	0.78	0.64	0.50	0.50	1.00	0.79	0.65	0.50	0.50	1.00	1.00	0.68	0.53	0.53	1.00	1.00	0.70	0.55	0.55	1.00	1.00	0.72	0.57	0.57	1.00	1.00	1.00	0.63							
	S/T	27	25	22	19	19	27	25	22	19	19	27	25	22	19	19	27	25	22	19	19	27	25	22	18	18	28	26	23	19							
	ΔT	1.05	1.05	1.05	1.1	1.1	1.17	1.17	1.17	1.2	1.2	1.30	1.30	1.30	1.3	1.3	1.45	1.44	1.44	1.5	1.5	1.61	1.60	1.60	1.6	1.6	1.79	1.79	1.79	1.8							
	kW	4.0	4.0	4.0	4.1	4.1	4.6	4.6	4.6	4.6	4.6	5.2	5.2	5.2	5.2	5.2	5.8	5.8	5.8	5.9	5.9	6.6	6.6	6.6	6.6	6.6	7.4	7.4	7.4	7.5							
Amps	18.7	18.9	19.5	20.3	20.3	18.5	18.8	19.3	20.1	20.1	18.0	18.3	18.8	19.7	19.7	17.2	17.5	18.0	18.8	18.8	16.2	16.4	17.0	17.8	17.8	15.3	15.5	16.1	16.9								
<b>620</b>	MBh	1.00	0.86	0.72	0.58	0.58	1.00	0.87	0.73	0.58	0.58	1.00	1.00	0.76	0.61	0.61	1.00	1.00	0.78	0.63	0.63	1.00	1.00	0.80	0.65	0.65	1.00	1.00	1.00	0.70							
	S/T	26	24	21	17	17	26	24	21	17	17	26	24	21	17	17	26	24	21	17	17	25	24	20	17	17	26	25	21	18							
	ΔT	1.06	1.06	1.06	1.07	1.07	1.18	1.18	1.18	1.18	1.18	1.31	1.31	1.31	1.32	1.32	1.45	1.45	1.45	1.46	1.46	1.61	1.61	1.61	1.62	1.62	1.80	1.80	1.80	1.81							
	kW	4.1	4.1	4.1	4.1	4.1	4.6	4.6	4.6	4.6	4.7	5.2	5.2	5.2	5.3	5.3	5.9	5.9	5.9	5.9	5.9	6.6	6.6	6.6	6.6	6.6	7.5	7.5	7.5	7.5							
	Amps	18.9	19.1	19.7	20.5	20.5	18.7	19.0	19.5	20.3	20.3	18.2	18.5	19.0	19.9	19.9	17.4	17.7	18.2	19.0	19.0	16.4	16.6	17.2	18.0	18.0	15.5	15.7	16.3	17.1							
<b>675</b>	MBh	1.00	0.89	0.75	0.60	0.60	1.00	0.90	0.76	0.61	0.61	1.00	1.00	0.78	0.64	0.64	1.00	1.00	0.80	0.66	0.66	1.00	1.00	0.82	0.68	0.68	1.00	1.00	1.00	0.73							
	S/T	25	23	20	17	17	25	23	20	17	17	25	23	20	17	17	25	23	20	17	17	25	23	20	16	16	26	24	21	17							
	ΔT	1.06	1.06	1.06	1.1	1.1	1.18	1.18	1.18	1.2	1.2	1.31	1.31	1.31	1.3	1.3	1.46	1.46	1.45	1.5	1.5	1.62	1.62	1.61	1.6	1.6	1.80	1.80	1.80	1.8							
	kW	4.1	4.1	4.1	4.1	4.1	4.6	4.6	4.6	4.6	4.7	5.2	5.2	5.2	5.3	5.3	5.9	5.9	5.9	5.9	5.9	6.6	6.6	6.6	6.6	6.7	7.5	7.5	7.5	7.5							
	Amps	18.9	19.1	19.7	20.5	20.5	18.7	19.0	19.5	20.3	20.3	18.2	18.5	19.0	19.9	19.9	17.4	17.7	18.2	19.0	19.0	16.4	16.6	17.2	18.0	18.0	15.5	15.7	16.3	17.1							

<b>525</b>	MBh	18.7	18.9	19.5	20.3	20.3	18.5	18.8	19.3	20.2	20.2	18.0	18.3	18.8	19.7	19.7	17.2	17.5	18.0	18.9	18.9	16.2	16.5	17.0	17.8	17.8	15.3	15.5	16.1	16.9
	S/T	1.00	0.89	0.75	0.60	0.60	1.00	1.00	0.75	0.61	0.61	1.00	1.00	0.78	0.63	0.63	1.00	1.00	0.80	0.65	0.65	1.00	1.00	1.00	0.68	0.68	1.00	1.00	1.00	0.73
	ΔT	30	29	25	22	22	30	29	25	22	22	31	29	26	22	22	30	29	25	22	22	30	28	25	22	22	31	29	26	23
	kW	1.05	1.05	1.05	1.1	1.1	1.17	1.17	1.17	1.2	1.2	1.31	1.30	1.30	1.3	1.3	1.45	1.45	1.45	1.5	1.5	1.61	1.61	1.61	1.6	1.6	1.80	1.79	1.79	1.8
	Amps	4.1	4.1	4.0	4.1	4.1	4.6	4.6	4.6	4.6	4.6	5.2	5.2	5.2	5.2	5.2	5.9	5.9	5.8	5.9	5.9	6.6	6.6	6.6	6.6	6.6	7.4	7.4	7.4	7.5
<b>620</b>	MBh	19.0	19.2	19.8	20.6	20.6	18.8	19.1	19.6	20.4	20.4	18.3	18.6	19.1	20.0	20.0	17.5	17.8	18.3	19.1	19.1	16.5	16.8	17.3	18.1	18.1	15.6	15.8	16.4	17.2
	S/T	1.00	1.00	0.83	0.68	0.68	1.00	1.00	0.83	0.69	0.69	1.00	1.00	0.86	0.71	0.71	1.00	1.00	1.00	0.73	0.73	1.00	1.00	1.00	0.76	0.76	1.00	1.00	1.00	0.81
	ΔT	29	27	24	21	21	29	27	24	21	21	29	28	24	21	21	29	27	24	21	21	29	27	24	20	20	30	28	25	21
	kW	1.06	1.06	1.06	1.07	1.07	1.18	1.18	1.18	1.19	1.19	1.31	1.31	1.31	1.32	1.32	1.46	1.45	1.45	1.46	1.46	1.62	1.61	1.61	1.62	1.62	1.80	1.80	1.80	1.81
	Amps	4.1	4.1	4.1	4.1	4.1	4.6	4.6	4.6	4.6	4.7	5.2	5.2	5.2	5.2	5.2	5.9	5.9	5.9	5.9	5.9	6.6	6.6	6.6	6.6	6.7	7.5	7.5	7.5	7.5
<b>675</b>	MBh	19.2	19.4	20.0	20.8	20.8	19.0	19.3	19.8	20.6	20.6	18.5	18.8	19.3	20.2	20.2	17.7	18.0	18.5	19.3	19.3	16.7	17.0	17.5	18.3	18.3	15.8	16.0	16.6	17.4
	S/T	1.00	1.00	0.85	0.71	0.71	1.00	1.00	0.86	0.71	0.71	1.00	1.00	0.89	0.74	0.74	1.00	1.00	1.00	0.76	0.76	1.00	1.00	1.00	0.78	0.78	1.00	1.00	1.00	0.83
	ΔT	28	27	23	20	20	28	27	23	20	20	29	27	24	20	20	28	27	23	20	20	28	26	23	20	20	29	28	24	21
	kW	1.07	1.07	1.06	1.1	1.1	1.18	1.18	1.18	1.2	1.2	1.32	1.32	1.31	1.3	1.3	1.46	1.46	1.46	1.5	1.5	1.62	1.62	1.62	1.62	1.62	1.81	1.81	1.80	1.8
	Amps	4.1	4.1	4.1	4.1	4.1	4.7	4.6	4.6	4.6	4.7	5.3	5.3	5.3	5.3	5.3	5.9	5.9	5.9	5.9	5.9	6.6	6.6	6.6	6.6	6.7	7.5	7.5	7.5	7.5

IDB: Entering Indoor Dry Bulb Temperature  
 High and low pressures are measured at the liquid and suction service valves.  
 Shaded area reflects AHRI Rating Conditions.  
 kW = Total system power  
 Amps = Outdoor unit amps (compressor + fan)



EXPANDING COOLING DATA — ALZS4BA2410A\*+AMST24BU1300A\* (CONT.)

IDB		OUTDOOR AMBIENT TEMPERATURE																																																																																																																																			
		65°F						75°F						85°F						95°F						105°F						115°F																																																																																																					
		59	63	67	71	75	79	59	63	67	71	75	79	59	63	67	71	75	79	59	63	67	71	75	79	59	63	67	71	75	79	59	63	67	71	75	79																																																																																																
AIRFLOW	24.4	24.8	25.5	26.6	24.2	24.6	25.3	26.4	23.6	23.9	24.7	25.8	22.5	22.8	23.6	24.7	21.2	21.5	22.2	23.3	20.0	20.3	21.0	22.1	16.6	S/T	1.00	0.79	0.66	0.52	1.00	0.82	0.69	0.55	1.00	1.00	0.71	0.57	1.00	1.00	0.73	0.59	1.00	1.00	0.73	0.59	1.00	1.00	0.78	0.64	ΔT	27	26	22	19	27	26	22	19	27	26	22	19	27	25	22	18	27	25	22	18	27	25	22	18	28	26	23	20	kW	1.37	1.37	1.37	1.4	1.54	1.54	1.53	1.5	1.72	1.72	1.72	1.7	1.7	1.92	1.92	1.91	1.9	2.14	2.14	2.14	2.13	2.1	2.40	2.40	2.39	2.4	Amps	5.3	5.3	5.3	5.4	6.1	6.1	6.1	6.1	6.9	6.9	6.9	7.0	7.0	7.8	7.8	7.8	7.9	8.8	8.8	8.8	8.8	8.9	10.0	10.0	10.0	10.1
<b>700</b>	MBh	24.7	25.0	25.7	26.8	24.5	24.8	25.5	26.6	23.8	24.2	24.9	26.0	22.7	23.1	<b>23.8</b>	24.9	21.4	21.7	22.5	23.6	20.2	20.5	21.3	22.4	S/T	1.00	0.83	0.70	0.56	1.00	0.86	0.73	0.59	1.00	1.00	<b>0.75</b>	0.61	1.00	1.00	0.77	0.63	1.00	1.00	0.77	0.63	1.00	1.00	0.82	0.68	ΔT	27	25	21	18	27	25	21	18	27	25	<b>21</b>	18	27	25	21	18	27	26	25	21	18	27	26	22	19	kW	1.38	1.38	1.37	1.39	1.54	1.54	1.54	1.55	1.73	1.72	1.72	1.73	1.7	1.92	1.92	<b>1.92</b>	1.93	2.14	2.14	2.14	2.14	2.15	2.40	2.40	2.40	2.41	Amps	5.4	5.4	5.3	5.4	6.1	6.1	6.1	6.1	6.9	6.9	6.9	7.0	7.0	7.8	7.8	<b>7.8</b>	7.9	8.9	8.9	8.8	8.9	10.0	10.0	10.0	10.1				
<b>900</b>	MBh	25.2	25.5	26.3	27.4	25.0	25.3	26.1	27.2	24.4	24.7	25.4	26.5	23.3	23.6	24.3	25.4	21.9	22.3	23.0	24.1	20.7	21.1	21.8	22.9	S/T	1.00	0.87	0.74	0.60	1.00	0.88	0.74	0.60	1.00	1.00	0.79	0.65	1.00	1.00	0.79	0.65	1.00	1.00	0.81	0.67	1.00	1.00	1.00	0.72	ΔT	25	24	20	17	25	24	20	17	26	24	20	17	17	25	24	20	17	25	23	20	16	26	24	21	17	kW	1.39	1.39	1.38	1.4	1.55	1.55	1.55	1.6	1.73	1.73	1.73	1.7	1.7	1.93	1.93	1.93	1.9	2.15	2.15	2.15	2.15	2.2	2.41	2.41	2.41	2.4	Amps	5.4	5.4	5.4	5.4	6.2	6.1	6.1	6.2	7.0	7.0	7.0	7.0	7.0	7.9	7.9	7.9	7.9	8.9	8.9	8.9	8.9	8.9	10.1	10.1	10.1	10.1			

<b>700</b>	MBH	24.8	25.2	25.9	27.0	24.6	25.0	25.7	26.8	24.0	24.3	25.1	26.2	22.9	23.2	24.0	25.1	21.6	21.9	22.6	23.7	20.4	20.7	21.4	22.5	16.9	S/T	1.00	0.89	0.76	0.62	1.00	1.00	0.76	0.62	1.00	1.00	0.81	0.67	1.00	1.00	0.79	0.65	1.00	1.00	0.81	0.67	1.00	1.00	1.00	0.74	ΔT	31	29	26	22	31	29	26	22	31	29	26	22	22	31	29	26	22	31	29	25	22	32	30	27	23	kW	1.38	1.37	1.37	1.4	1.54	1.54	1.54	1.5	1.72	1.72	1.72	1.7	1.7	1.92	1.92	1.92	1.9	2.14	2.14	2.14	2.14	2.1	2.40	2.40	2.40	2.4	Amps	5.3	5.3	5.3	5.4	6.1	6.1	6.1	6.1	6.9	6.9	6.9	7.0	7.0	7.8	7.8	7.8	7.9	8.8	8.8	8.8	8.8	8.9	10.0	10.0	10.0	10.1
<b>700</b>	MBh	25.1	25.4	26.1	27.2	24.9	25.2	25.9	27.0	24.2	24.6	25.3	26.4	23.1	23.5	24.2	25.3	21.8	22.2	22.9	24.0	20.6	20.9	21.7	22.8	S/T	1.00	0.93	0.80	0.66	1.00	1.00	0.80	0.66	1.00	1.00	0.85	0.71	1.00	1.00	0.85	0.71	1.00	1.00	1.00	0.73	1.00	1.00	1.00	0.78	ΔT	30	28	25	21	30	28	25	21	30	29	25	22	22	30	28	25	21	30	28	25	21	31	29	26	22	kW	1.38	1.38	1.38	1.39	1.55	1.54	1.54	1.55	1.73	1.73	1.72	1.74	1.7	1.93	1.92	1.92	1.93	2.15	2.15	2.14	2.14	2.16	2.41	2.40	2.40	2.41	Amps	5.4	5.4	5.4	5.4	6.1	6.1	6.1	6.2	7.0	7.0	6.9	7.0	7.0	7.9	7.9	7.8	7.9	8.9	8.9	8.9	8.9	8.9	10.1	10.1	10.0	10.1	
<b>900</b>	MBh	25.6	26.0	26.7	27.8	25.4	25.7	26.5	27.6	24.8	25.1	25.8	26.9	23.7	24.0	24.7	25.8	22.3	22.7	23.4	24.5	21.1	21.5	22.2	23.3	S/T	1.00	0.97	0.84	0.70	1.00	1.00	0.84	0.70	1.00	1.00	0.89	0.75	1.00	1.00	0.89	0.75	1.00	1.00	1.00	0.77	1.00	1.00	1.00	0.82	ΔT	29	27	24	20	29	27	24	20	29	27	24	20	20	29	27	24	20	29	27	23	20	30	28	25	21	kW	1.39	1.39	1.39	1.4	1.55	1.55	1.55	1.6	1.74	1.74	1.73	1.7	1.7	1.94	1.93	1.93	1.9	2.16	2.16	2.15	2.15	2.2	2.42	2.41	2.41	2.4	Amps	5.4	5.4	5.4	5.5	6.2	6.2	6.1	6.2	7.0	7.0	7.0	7.0	7.0	7.9	7.9	7.9	7.9	8.9	8.9	8.9	8.9	9.0	10.1	10.1	10.1	10.1	

IDB: Entering Indoor Dry Bulb Temperature  
 High and low pressures are measured at the liquid and suction service valves.  
 Shaded area reflects AHRI Rating Conditions.  
 kW = Total system power  
 Amps = Outdoor unit amps (compressor + fan)

EXPANDING COOLING DATA — ALZS4BA3010A\*+AMST30BU1300A\*

IDB		OUTDOOR AMBIENT TEMPERATURE																																			
		65°F						75°F						85°F						95°F						105°F						115°F					
		59	63	67	71	71	71	59	63	67	71	71	71	59	63	67	71	71	71	59	63	67	71	71	71	59	63	67	71	71	71	59	63	67	71	71	71
		ENTERING INDOOR WET BULB TEMPERATURE																																			
<b>70</b>	AIRFLOW	29.0	29.4	30.2	-	-	28.7	29.1	30.0	-	-	27.9	28.4	29.2	-	-	26.6	27.0	27.9	-	-	-	25.0	25.4	26.3	-	-	23.6	24.0	24.9	-						
	MBh	0.61	0.53	0.38	-	-	0.61	0.53	0.39	-	-	0.64	0.56	0.42	-	-	1.00	0.58	0.44	-	-	-	1.00	0.60	0.46	-	-	1.00	0.66	0.51	-						
	S/T	19	18	14	-	-	19	18	14	-	-	20	18	15	-	-	19	18	14	-	-	-	19	17	14	-	-	20	19	15	-						
	ΔT	1.65	1.65	1.65	-	-	1.85	1.84	1.84	-	-	2.06	2.06	2.06	-	-	2.30	2.29	2.29	-	-	-	2.56	2.56	2.55	-	-	2.86	2.86	2.86	-						
	kW	6.1	6.1	6.1	-	-	7.0	7.0	7.0	-	-	8.0	8.0	8.0	-	-	9.1	9.1	9.0	-	-	-	10.3	10.3	10.2	-	-	11.7	11.7	11.6	-						
Amps	29.5	29.9	30.8	-	-	29.2	29.6	30.5	-	-	28.5	28.9	29.7	-	-	27.2	27.6	28.4	-	-	-	25.6	26.0	26.8	-	-	24.1	24.5	25.4	-							
<b>1060</b>	MBh	0.70	0.62	0.48	-	-	0.71	0.63	0.49	-	-	0.74	0.66	0.51	-	-	1.00	0.68	0.53	-	-	-	1.00	0.70	0.56	-	-	1.00	0.76	0.61	-						
	S/T	18	16	13	-	-	18	16	13	-	-	18	16	13	-	-	18	16	13	-	-	-	18	16	13	-	-	19	17	14	-						
	ΔT	1.67	1.67	1.66	-	-	1.86	1.86	1.86	-	-	2.08	2.08	2.07	-	-	2.31	2.31	2.31	-	-	-	2.57	2.57	2.57	-	-	2.88	2.88	2.87	-						
	kW	6.2	6.2	6.2	-	-	7.1	7.1	7.0	-	-	8.1	8.1	8.0	-	-	9.1	9.1	9.1	-	-	-	10.3	10.3	10.3	-	-	11.7	11.7	11.7	-						
	Amps	29.7	30.1	31.0	-	-	29.4	29.8	30.7	-	-	28.7	29.1	30.0	-	-	27.4	27.8	28.6	-	-	-	25.8	26.2	27.0	-	-	24.3	24.7	25.6	-						
<b>1125</b>	MBh	0.73	0.64	0.50	-	-	0.73	0.65	0.51	-	-	0.76	0.68	0.53	-	-	1.00	0.70	0.55	-	-	-	1.00	0.72	0.58	-	-	1.00	0.78	0.63	-						
	S/T	17	16	12	-	-	17	16	12	-	-	18	16	13	-	-	17	16	12	-	-	-	17	15	12	-	-	18	17	13	-						
	ΔT	1.67	1.67	1.67	-	-	1.87	1.86	1.86	-	-	2.08	2.08	2.08	-	-	2.31	2.31	2.31	-	-	-	2.58	2.57	2.57	-	-	2.88	2.88	2.88	-						
	kW	6.2	6.2	6.2	-	-	7.1	7.1	7.1	-	-	8.1	8.1	8.1	-	-	9.1	9.1	9.1	-	-	-	10.3	10.3	10.3	-	-	11.7	11.7	11.7	-						
	Amps	29.7	30.1	31.0	-	-	29.4	29.8	30.7	-	-	28.7	29.1	30.0	-	-	27.4	27.8	28.6	-	-	-	25.8	26.2	27.0	-	-	24.3	24.7	25.6	-						

<b>75</b>	AIRFLOW	29.0	29.4	30.3	31.6	31.6	28.7	29.1	30.0	31.3	31.3	28.0	28.4	29.2	30.6	30.6	26.7	27.1	27.9	29.3	29.3	25.1	25.5	26.3	27.7	27.7	23.6	24.0	24.9	26.2
	MBh	0.74	0.66	0.52	0.37	0.37	0.75	0.67	0.53	0.37	0.37	1.00	0.70	0.55	0.40	0.40	1.00	0.72	0.57	0.42	0.42	1.00	0.74	0.60	0.45	0.45	1.00	1.00	0.65	0.50
	S/T	23	22	18	15	15	23	22	18	15	15	24	22	18	15	15	23	21	18	15	15	23	21	18	15	15	24	22	19	16
	ΔT	1.65	1.65	1.65	1.7	1.7	1.84	1.84	1.84	1.9	1.9	2.06	2.06	2.06	2.1	2.1	2.29	2.29	2.29	2.3	2.3	2.56	2.55	2.55	2.6	2.6	2.86	2.86	2.86	2.9
	kW	6.1	6.1	6.1	6.2	6.2	7.0	7.0	7.0	7.0	7.0	8.0	8.0	8.0	8.0	8.0	9.1	9.0	9.0	9.1	9.1	10.3	10.2	10.2	10.3	10.3	11.7	11.6	11.6	11.7
Amps	29.5	29.9	30.8	32.1	32.1	29.2	29.6	30.5	31.8	31.8	28.5	28.9	29.8	31.1	31.1	27.2	27.6	28.4	29.8	29.8	25.6	26.0	26.9	28.2	28.2	24.1	24.5	25.4	26.7	
<b>1060</b>	MBh	0.84	0.76	0.62	0.47	0.47	1.00	0.77	0.62	0.47	0.47	1.00	0.79	0.65	0.50	0.50	1.00	0.81	0.67	0.52	0.52	1.00	0.84	0.69	0.54	0.54	1.00	1.00	0.75	0.60
	S/T	22	20	17	13	13	22	20	17	13	13	22	20	17	14	14	22	20	17	13	13	21	20	16	13	13	23	21	18	14
	ΔT	1.67	1.66	1.66	1.68	1.68	1.86	1.86	1.85	1.87	1.87	2.08	2.07	2.07	2.09	2.09	2.31	2.31	2.30	2.32	2.32	2.57	2.57	2.57	2.58	2.58	2.88	2.88	2.87	2.89
	kW	6.2	6.2	6.2	6.2	6.2	7.1	7.1	7.0	7.1	7.1	8.1	8.0	8.0	8.1	8.1	9.1	9.1	9.1	9.2	9.2	10.3	10.3	10.3	10.4	10.4	11.7	11.7	11.7	11.8
	Amps	29.7	30.1	31.0	32.3	32.3	29.5	29.9	30.7	32.1	32.1	28.7	29.1	30.0	31.3	31.3	27.4	27.8	28.7	30.0	30.0	25.8	26.2	27.1	28.4	28.4	24.3	24.7	25.6	26.9
<b>1125</b>	MBh	0.86	0.78	0.64	0.49	0.49	1.00	0.79	0.64	0.49	0.49	1.00	0.81	0.67	0.52	0.52	1.00	0.83	0.69	0.54	0.54	1.00	0.84	0.71	0.56	0.56	1.00	1.00	0.77	0.62
	S/T	21	20	16	13	13	21	20	16	13	13	22	20	16	13	13	21	19	16	13	13	21	19	16	13	13	22	20	17	14
	ΔT	1.67	1.67	1.67	1.7	1.7	1.86	1.86	1.86	1.9	1.9	2.08	2.08	2.08	2.1	2.1	2.31	2.31	2.31	2.3	2.3	2.57	2.57	2.57	2.6	2.6	2.88	2.88	2.88	2.9
	kW	6.2	6.2	6.2	6.2	6.2	7.1	7.1	7.1	7.1	7.1	8.1	8.1	8.1	8.1	8.1	9.1	9.1	9.1	9.2	9.2	10.3	10.3	10.3	10.4	10.4	11.7	11.7	11.7	11.8
	Amps	29.7	30.1	31.0	32.3	32.3	29.5	29.9	30.7	32.1	32.1	28.7	29.1	30.0	31.3	31.3	27.4	27.8	28.7	30.0	30.0	25.8	26.2	27.1	28.4	28.4	24.3	24.7	25.6	26.9

IDB: Entering Indoor Dry Bulb Temperature  
 High and low pressures are measured at the liquid and suction service valves.  
 Shaded area reflects AHRI Rating Conditions.  
 kW = Total system power  
 Amps = Outdoor unit amps (compressor + fan)

EXPANDING COOLING DATA — ALZS4BA3010A\*+AMST30BU1300A\* (CONT.)

IDB		OUTDOOR AMBIENT TEMPERATURE																																			
		65°F						75°F						85°F						95°F						105°F						115°F					
		59	63	67	71	59	63	67	71	59	63	67	71	59	63	67	71	59	63	67	71	59	63	67	71	59	63	67	71								
		ENTERING INDOOR WET BULB TEMPERATURE																																			
AIRFLOW		59	63	67	71	59	63	67	71	59	63	67	71	59	63	67	71	59	63	67	71	59	63	67	71	59	63	67	71								
<b>80</b>	MBh	29.1	29.5	30.4	31.7	28.9	29.3	30.2	31.5	28.1	28.5	29.4	30.7	26.8	27.2	28.1	29.4	25.2	25.6	26.5	27.8	23.7	24.2	25.0	26.4	23.7	24.2	25.0	26.4								
	S/T	1.00	0.80	0.65	0.50	1.00	0.80	0.66	0.51	1.00	0.83	0.69	0.53	1.00	1.00	0.71	0.55	1.00	1.00	0.73	0.58	1.00	1.00	0.78	0.63	1.00	1.00	0.78	0.63								
	ΔT	27	25	22	19	27	25	22	19	27	26	22	19	27	25	22	19	27	25	22	18	28	26	23	20	28	26	23	20								
	kW	1.65	1.65	1.65	1.7	1.85	1.84	1.84	1.9	2.06	2.06	2.06	2.1	2.30	2.29	2.29	2.3	2.56	2.56	2.55	2.6	2.86	2.86	2.86	2.9	2.86	2.86	2.86	2.9								
	Amps	6.1	6.1	6.1	6.2	7.0	7.0	7.0	7.0	8.0	8.0	8.0	8.0	9.1	9.1	9.1	9.1	10.3	10.2	10.2	10.3	11.7	11.7	11.7	11.6	11.7	11.7	11.7	11.8								
<b>80</b>	MBh	29.6	30.1	30.9	32.3	29.4	29.8	30.7	32.0	28.6	29.0	29.9	31.2	27.3	27.7	<b>28.6</b>	29.9	25.7	26.1	27.0	28.3	24.3	24.7	25.5	26.9	24.3	24.7	25.5	26.9								
	S/T	1.00	0.89	0.75	0.60	1.00	0.90	0.76	0.61	1.00	0.93	0.78	0.63	1.00	1.00	<b>0.80</b>	0.65	1.00	1.00	0.83	0.68	1.00	1.00	0.88	0.73	1.00	1.00	0.88	0.73								
	ΔT	26	24	21	17	26	24	21	17	26	24	21	17	26	24	<b>21</b>	17	25	24	20	17	26	25	21	18	26	25	21	18								
	kW	1.67	1.67	1.66	1.68	1.86	1.86	1.86	1.87	2.08	2.08	2.07	2.09	2.31	2.31	<b>2.31</b>	2.32	2.57	2.57	2.57	2.58	2.88	2.88	2.88	2.89	2.88	2.88	2.88	2.89								
	Amps	6.2	6.2	6.2	6.2	7.1	7.1	7.0	7.1	8.1	8.1	8.0	8.1	9.1	9.1	<b>9.1</b>	9.2	10.3	10.3	10.3	10.4	11.7	11.7	11.7	11.7	11.7	11.7	11.7	11.8								
<b>1125</b>	MBh	29.9	30.3	31.1	32.5	29.6	30.0	30.9	32.2	28.8	29.3	30.1	31.4	27.5	27.9	28.8	30.1	25.9	26.3	27.2	28.5	24.5	24.9	25.8	27.1	24.5	24.9	25.8	27.1								
	S/T	1.00	0.91	0.77	0.62	1.00	0.92	0.78	0.63	1.00	0.95	0.80	0.65	1.00	1.00	0.82	0.67	1.00	1.00	0.85	0.70	1.00	1.00	0.90	0.75	1.00	1.00	0.90	0.75								
	ΔT	25	23	20	17	25	23	20	17	25	24	20	17	25	23	20	17	25	23	20	16	26	24	21	18	26	24	21	18								
	kW	1.67	1.67	1.67	1.7	1.86	1.86	1.86	1.9	2.08	2.08	2.08	2.1	2.31	2.31	2.31	2.3	2.58	2.57	2.57	2.6	2.88	2.88	2.88	2.9	2.88	2.88	2.88	2.9								
	Amps	6.2	6.2	6.2	6.3	7.1	7.1	7.1	7.1	8.1	8.1	8.1	8.1	9.1	9.1	9.1	9.2	10.3	10.3	10.3	10.4	11.7	11.7	11.7	11.7	11.7	11.7	11.7	11.8								

<b>875</b>	MBh	29.6	30.0	30.9	32.2	29.4	29.8	30.6	32.0	28.6	29.0	29.9	31.2	27.3	27.7	28.6	29.9	25.7	26.1	27.0	28.3	24.2	24.6	25.5	26.8	24.2	24.6	25.5	26.8
	S/T	1.00	0.90	0.76	0.61	1.00	1.00	0.77	0.61	1.00	1.00	0.79	0.64	1.00	1.00	0.81	0.66	1.00	1.00	0.84	0.68	1.00	1.00	0.84	0.74	1.00	1.00	0.84	0.74
	ΔT	31	29	26	22	31	29	26	22	31	29	26	22	31	29	26	22	30	29	25	22	31	30	26	23	31	30	26	23
	kW	1.66	1.65	1.65	1.7	1.85	1.85	1.84	1.9	2.07	2.06	2.06	2.1	2.30	2.30	2.29	2.3	2.56	2.56	2.56	2.6	2.87	2.87	2.86	2.9	2.87	2.87	2.86	2.9
	Amps	6.1	6.1	6.1	6.2	7.0	7.0	7.0	7.1	8.0	8.0	8.0	8.1	9.1	9.1	9.1	9.1	10.3	10.3	10.3	10.3	11.7	11.7	11.7	11.7	11.7	11.7	11.7	11.7
<b>85</b>	MBh	30.1	30.5	31.4	32.7	29.9	30.3	31.2	32.5	29.1	29.5	30.4	31.7	27.8	28.2	29.1	30.4	26.2	26.6	27.5	28.8	24.8	25.2	26.0	27.4	24.8	25.2	26.0	27.4
	S/T	1.00	1.00	0.86	0.71	1.00	1.00	0.86	0.71	1.00	1.00	0.89	0.74	1.00	1.00	0.91	0.76	1.00	1.00	0.84	0.78	1.00	1.00	0.84	0.84	1.00	1.00	0.84	0.84
	ΔT	29	27	24	21	29	27	24	21	29	28	24	21	29	27	24	21	29	27	24	20	30	28	25	21	30	28	25	21
	kW	1.67	1.67	1.67	1.68	1.86	1.86	1.86	1.87	2.08	2.08	2.08	2.09	2.31	2.31	2.31	2.32	2.58	2.57	2.57	2.59	2.88	2.88	2.88	2.89	2.88	2.88	2.88	2.89
	Amps	6.2	6.2	6.2	6.2	7.1	7.1	7.1	7.1	8.1	8.1	8.1	8.1	9.1	9.1	9.1	9.2	10.3	10.3	10.3	10.4	11.7	11.7	11.7	11.8	11.7	11.7	11.7	11.8
<b>1125</b>	MBh	30.4	30.8	31.6	33.0	30.1	30.5	31.4	32.7	29.3	29.7	30.6	31.9	28.0	28.4	29.3	30.6	26.4	26.8	27.7	29.0	25.0	25.4	26.2	27.6	25.0	25.4	26.2	27.6
	S/T	1.00	1.00	0.88	0.73	1.00	1.00	0.88	0.73	1.00	1.00	0.91	0.76	1.00	1.00	0.93	0.78	1.00	1.00	0.84	0.80	1.00	1.00	0.86	1.00	1.00	0.86	0.86	
	ΔT	29	27	24	20	29	27	24	20	29	27	24	20	29	27	24	20	28	27	23	20	29	28	24	21	29	28	24	21
	kW	1.68	1.67	1.67	1.7	1.87	1.87	1.86	1.9	2.08	2.08	2.08	2.1	2.32	2.32	2.31	2.3	2.58	2.58	2.57	2.6	2.89	2.88	2.88	2.9	2.89	2.88	2.88	2.9
	Amps	6.2	6.2	6.2	6.3	7.1	7.1	7.1	7.2	8.1	8.1	8.1	8.1	9.2	9.2	9.1	9.2	10.4	10.4	10.3	10.4	11.8	11.8	11.7	11.8	11.8	11.8	11.7	11.8

IDB: Entering Indoor Dry Bulb Temperature  
 High and low pressures are measured at the liquid and suction service valves.  
 Shaded area reflects AHRI Rating Conditions.  
 kW = Total system power  
 Amps = Outdoor unit amps (compressor + fan)

EXPANDING COOLING DATA — ALZS4BA3610A\*+AMST36CU1300A\*

IDB		OUTDOOR AMBIENT TEMPERATURE																																			
		65°F						75°F						85°F						95°F						105°F						115°F					
		59	63	67	71	71	59	63	67	71	71	59	63	67	71	71	59	63	67	71	71	59	63	67	71	71	59	63	67	71	71						
AIRFLOW		ENTERING INDOOR WET BULB TEMPERATURE																																			
<b>70</b>	MBh	35.6	36.1	37.2	-	35.3	35.8	36.9	-	34.4	34.9	36.0	-	32.8	33.3	34.4	-	30.8	31.3	32.4	-	29.0	29.5	30.6	-	30.8	31.3	32.4	-	29.0	29.5	30.6	-				
	S/T	0.61	0.53	0.40	-	0.62	0.54	0.41	-	0.64	0.57	0.43	-	0.66	0.59	0.45	-	1.00	0.61	0.47	-	1.00	0.66	0.52	-	1.00	0.61	0.47	-	1.00	0.66	0.52	-				
	ΔT	19	18	14	-	19	18	14	-	20	18	14	-	19	18	14	-	19	17	14	-	20	18	15	-	19	17	14	-	20	18	15	-				
	kW	2.02	2.02	2.02	-	2.26	2.26	2.26	-	2.53	2.53	2.52	-	2.82	2.81	2.81	-	3.14	3.14	3.13	-	3.52	3.51	3.51	-	3.14	3.14	3.13	-	3.52	3.51	3.51	-				
	Amps	7.6	7.6	7.5	-	8.7	8.6	8.6	-	9.9	9.9	9.8	-	11.2	11.2	11.2	-	12.7	12.7	12.6	-	14.4	14.4	14.4	-	12.7	12.7	12.6	-	14.4	14.4	14.4	-				
<b>1190</b>	MBh	36.1	36.6	37.6	-	35.8	36.3	37.3	-	34.8	35.3	36.4	-	33.2	33.7	34.8	-	31.3	31.8	32.8	-	29.5	30.0	31.1	-	31.3	31.8	32.8	-	29.5	30.0	31.1	-				
	S/T	0.67	0.59	0.45	-	0.67	0.60	0.46	-	0.70	0.62	0.49	-	0.72	0.64	0.51	-	1.00	0.66	0.53	-	1.00	0.71	0.58	-	1.00	0.66	0.53	-	1.00	0.71	0.58	-				
	ΔT	18	17	13	-	18	17	13	-	19	17	13	-	18	17	13	-	18	16	13	-	19	17	14	-	18	16	13	-	19	17	14	-				
	kW	2.03	2.03	2.03	-	2.27	2.27	2.27	-	2.54	2.54	2.53	-	2.83	2.83	2.82	-	3.15	3.15	3.14	-	3.53	3.53	3.52	-	3.15	3.15	3.14	-	3.53	3.53	3.52	-				
	Amps	7.6	7.6	7.6	-	8.7	8.7	8.7	-	9.9	9.9	9.9	-	11.2	11.2	11.2	-	12.7	12.7	12.7	-	14.5	14.5	14.4	-	12.7	12.7	12.7	-	14.5	14.5	14.4	-				
<b>1350</b>	MBh	36.7	37.2	38.3	-	36.4	36.9	37.9	-	35.4	35.9	37.0	-	33.8	34.3	35.4	-	31.9	32.4	33.4	-	30.1	30.6	31.7	-	31.9	32.4	33.4	-	30.1	30.6	31.7	-				
	S/T	0.70	0.63	0.49	-	0.71	0.63	0.50	-	0.73	0.66	0.52	-	1.00	0.68	0.54	-	1.00	0.70	0.56	-	1.00	0.75	0.61	-	1.00	0.70	0.56	-	1.00	0.75	0.61	-				
	ΔT	17	16	12	-	17	16	12	-	18	16	12	-	17	16	12	-	17	15	12	-	18	16	13	-	17	15	12	-	18	16	13	-				
	kW	2.04	2.04	2.04	-	2.28	2.28	2.28	-	2.55	2.55	2.54	-	2.84	2.84	2.83	-	3.16	3.16	3.16	-	3.54	3.54	3.53	-	3.16	3.16	3.16	-	3.54	3.54	3.53	-				
	Amps	7.7	7.7	7.6	-	8.8	8.7	8.7	-	10.0	10.0	10.0	-	11.3	11.3	11.3	-	12.8	12.8	12.7	-	14.5	14.5	14.5	-	12.8	12.8	12.7	-	14.5	14.5	14.5	-				

<b>1050</b>	MBh	35.7	36.2	37.2	38.8	35.3	35.8	36.9	38.5	34.4	34.9	36.0	37.6	32.8	33.3	34.4	36.0	30.9	31.4	32.4	34.0	29.1	29.6	30.6	32.3	30.9	31.4	32.4	34.0	29.1	29.6	30.6	32.3
	S/T	0.74	0.66	0.53	0.39	0.75	0.67	0.53	0.39	1.00	0.70	0.56	0.42	1.00	0.71	0.58	0.44	1.00	0.74	0.60	0.46	1.00	0.79	0.65	0.51	1.00	0.74	0.60	0.46	1.00	0.79	0.65	0.51
	ΔT	23	22	18	15	23	22	18	15	24	22	18	15	23	22	18	15	23	21	18	14	24	22	19	16	23	21	18	14	24	22	19	16
	kW	2.02	2.02	2.01	2.0	2.26	2.26	2.25	2.3	2.53	2.52	2.52	2.5	2.81	2.81	2.81	2.8	3.14	3.14	3.13	3.1	3.52	3.51	3.51	3.5	3.14	3.14	3.13	3.1	3.52	3.51	3.51	3.5
	Amps	7.6	7.5	7.5	7.6	8.6	8.6	8.6	8.7	9.9	9.9	9.8	9.9	11.2	11.2	11.2	11.2	12.7	12.7	12.6	12.7	14.4	14.4	14.4	14.5	12.7	12.7	12.6	12.7	14.4	14.4	14.4	14.5
<b>1190</b>	MBh	36.1	36.6	37.7	39.3	35.8	36.3	37.3	39.0	34.8	35.4	36.4	38.0	33.2	<b>33.8</b>	34.8	36.4	31.3	31.8	32.9	34.5	29.5	30.0	31.1	32.7	31.3	31.8	32.9	34.5	29.5	30.0	31.1	32.7
	S/T	0.80	0.72	0.58	0.44	0.80	0.73	0.59	0.45	1.00	0.75	0.62	0.47	1.00	<b>0.77</b>	0.63	0.49	1.00	0.79	0.66	0.51	1.00	1.00	0.71	0.57	1.00	0.79	0.66	0.51	1.00	1.00	0.71	0.57
	ΔT	22	21	17	14	22	21	17	14	23	21	17	14	22	<b>21</b>	17	14	22	20	17	13	23	21	18	15	22	20	17	13	23	21	18	15
	kW	2.03	2.03	2.03	2.04	2.27	2.27	2.27	2.28	2.54	2.54	2.53	2.55	2.83	<b>2.82</b>	2.82	2.84	3.15	3.15	3.14	3.16	3.53	3.53	3.52	3.54	3.15	3.15	3.14	3.16	3.53	3.53	3.52	3.54
	Amps	7.6	7.6	7.6	7.7	8.7	8.7	8.7	8.8	9.9	9.9	9.9	10.0	11.2	<b>11.2</b>	11.2	11.3	12.7	12.7	12.7	12.8	14.4	14.4	14.4	14.5	12.7	12.7	12.7	12.8	14.4	14.4	14.4	14.5
<b>1350</b>	MBh	36.7	37.2	38.3	39.9	36.4	36.9	38.0	39.6	35.5	36.0	37.0	38.6	33.9	34.4	35.4	37.0	31.9	32.4	33.5	35.1	30.1	30.6	31.7	33.3	31.9	32.4	33.5	35.1	30.1	30.6	31.7	33.3
	S/T	0.83	0.76	0.62	0.48	0.84	0.76	0.63	0.48	1.00	0.79	0.65	0.51	1.00	0.81	0.67	0.53	1.00	0.83	0.69	0.55	1.00	1.00	0.74	0.60	1.00	0.83	0.69	0.55	1.00	1.00	0.74	0.60
	ΔT	21	20	16	13	21	20	16	13	22	20	16	13	21	20	16	13	21	19	16	12	22	20	17	14	21	19	16	12	22	20	17	14
	kW	2.04	2.04	2.04	2.1	2.28	2.28	2.28	2.3	2.55	2.55	2.54	2.6	2.84	2.84	2.83	2.8	3.16	3.16	3.15	3.2	3.54	3.54	3.53	3.6	3.16	3.16	3.15	3.2	3.54	3.54	3.53	3.6
	Amps	7.7	7.6	7.6	7.7	8.8	8.7	8.7	8.8	10.0	10.0	9.9	10.0	11.3	11.3	11.3	11.3	12.8	12.8	12.7	12.8	14.5	14.5	14.5	14.6	12.8	12.8	12.7	12.8	14.5	14.5	14.5	14.6

IDB: Entering Indoor Dry Bulb Temperature  
 High and low pressures are measured at the liquid and suction service valves.  
 Shaded area reflects AHRI Rating Conditions.  
 kW = Total system power  
 Amps = Outdoor unit amps (compressor + fan)

EXPANDING COOLING DATA — ALZS4BA3610A\*+AMST36CU1300A\* (CONT.)

IDB		OUTDOOR AMBIENT TEMPERATURE																																			
		65°F						75°F						85°F						95°F						105°F						115°F					
		59	63	67	71	71	59	63	67	71	71	59	63	67	71	71	59	63	67	71	71	59	63	67	71	71	59	63	67	71	71						
	AIRFLOW	MBh	35.8	36.3	37.4	39.0	35.5	36.0	37.1	38.7	34.6	35.1	36.2	37.8	33.0	33.5	34.6	36.2	31.0	31.5	32.6	34.2	31.0	31.5	32.6	34.2	29.3	29.8	30.8	32.4							
		S/T	0.87	0.79	0.65	0.51	1.00	0.80	0.66	0.52	1.00	0.82	0.69	0.54	1.00	0.84	0.70	0.56	1.00	1.00	0.73	0.58	1.00	1.00	0.73	0.58	1.00	1.00	0.78	0.64							
		ΔT	27	26	22	19	27	26	22	19	28	26	22	19	27	26	22	19	27	25	22	18	27	25	22	18	28	26	23	20							
		kW	2.02	2.02	2.02	2.0	2.26	2.26	2.25	2.3	2.53	2.53	2.52	2.5	2.82	2.81	2.81	2.8	3.14	3.14	3.13	3.2	3.14	3.14	3.13	3.2	3.52	3.51	3.51	3.5							
		Amps	7.6	7.6	7.5	7.6	8.7	8.6	8.6	8.7	9.9	9.9	9.8	9.9	11.2	11.2	11.2	11.3	12.7	12.7	12.6	12.7	12.7	12.7	12.6	12.7	14.4	14.4	14.4	14.5							
<b>80</b>		MBh	36.3	36.8	37.8	39.5	36.0	36.5	37.5	39.2	35.0	35.5	36.6	38.2	33.4	33.9	<b>35.0</b>	36.6	31.5	32.0	33.0	34.7	31.5	32.0	33.0	34.7	29.7	30.2	31.3	32.9							
		S/T	1.00	0.85	0.71	0.57	1.00	0.85	0.72	0.57	1.00	0.88	0.74	0.60	1.00	0.90	<b>0.76</b>	0.62	1.00	1.00	0.78	0.64	1.00	1.00	0.78	0.64	1.00	1.00	0.83	0.69							
		ΔT	26	25	21	18	26	25	21	18	27	25	21	18	26	25	<b>21</b>	18	26	24	21	17	26	24	21	17	27	25	22	19							
		kW	2.03	2.03	2.03	2.05	2.27	2.27	2.27	2.28	2.54	2.54	2.53	2.55	2.55	2.83	2.83	<b>2.82</b>	2.84	3.15	3.15	3.14	3.16	3.15	3.15	3.14	3.16	3.53	3.53	3.52	3.54						
		Amps	7.6	7.6	7.6	7.7	8.7	8.7	8.7	8.8	9.9	9.9	9.9	10.0	11.2	11.2	<b>11.2</b>	11.3	12.7	12.7	12.7	12.8	14.5	14.5	14.4	14.4	14.5	14.5	14.5	14.5	14.6						
	MBh	36.9	37.4	38.5	40.1	36.6	37.1	38.1	39.8	35.6	36.1	37.2	38.8	34.0	34.5	35.6	37.2	32.1	32.1	32.6	33.7	35.3	30.3	30.8	31.9	33.5	30.3	30.8	31.9	33.5							
	S/T	1.00	0.88	0.75	0.60	1.00	0.89	0.75	0.61	1.00	0.91	0.78	0.63	1.00	1.00	0.80	0.65	1.00	1.00	0.82	0.67	1.00	1.00	0.82	0.67	1.00	1.00	0.87	0.73								
	ΔT	25	24	20	17	25	24	20	17	26	24	20	17	25	24	20	17	25	25	23	20	16	26	24	21	18	26	24	21	18							
	kW	2.04	2.04	2.04	2.1	2.28	2.28	2.28	2.3	2.55	2.55	2.54	2.6	2.84	2.84	2.83	2.9	3.16	3.16	3.16	3.16	3.2	3.54	3.54	3.16	3.2	3.54	3.54	3.53	3.6							
	Amps	7.7	7.7	7.6	7.7	8.8	8.7	8.7	8.8	10.0	10.0	10.0	10.0	11.3	11.3	11.3	11.4	12.8	12.8	12.8	12.7	14.5	14.5	14.4	14.4	14.5	14.5	14.5	14.5	14.6							

	MBh	36.4	36.9	38.0	39.6	36.1	36.6	37.7	39.3	35.2	35.7	36.8	38.4	33.6	34.1	35.2	36.8	31.6	32.1	33.2	34.8	29.9	30.4	31.4	33.0	
	S/T	1.00	0.89	0.76	0.61	1.00	0.90	0.76	0.62	1.00	1.00	0.79	0.64	1.00	1.00	0.81	0.66	1.00	1.00	0.83	0.68	1.00	1.00	1.00	0.74	
	ΔT	31	29	26	22	31	29	26	22	31	29	26	22	31	29	26	22	31	29	25	22	32	30	27	23	
	kW	2.03	2.02	2.02	2.0	2.27	2.26	2.26	2.3	2.53	2.53	2.53	2.5	2.82	2.82	2.81	2.8	3.14	3.14	3.14	3.2	3.52	3.52	3.52	3.5	
	Amps	7.6	7.6	7.6	7.6	8.7	8.7	8.6	8.7	9.9	9.9	9.9	10.0	11.2	11.2	11.2	11.3	12.7	12.7	12.7	12.7	14.4	14.4	14.4	14.5	
	MBh	36.9	37.4	38.4	40.1	36.6	37.1	38.1	39.8	35.6	36.1	37.2	38.8	34.0	34.5	35.6	37.2	32.1	32.1	32.6	33.6	35.3	30.3	30.8	31.9	33.5
	S/T	1.00	0.95	0.81	0.67	1.00	0.95	0.82	0.67	1.00	1.00	0.84	0.70	1.00	1.00	0.86	0.72	1.00	1.00	0.88	0.74	1.00	1.00	1.00	0.79	
	ΔT	30	28	25	21	30	28	25	21	30	28	25	21	30	28	25	21	30	28	24	21	31	29	26	22	
	kW	2.04	2.04	2.03	2.05	2.28	2.28	2.27	2.29	2.54	2.54	2.54	2.56	2.83	2.83	2.83	2.84	3.15	3.15	3.15	3.17	3.53	3.53	3.53	3.55	
	Amps	7.6	7.6	7.6	7.7	8.7	8.7	8.7	8.8	9.9	9.9	9.9	10.0	11.3	11.3	11.2	11.3	12.7	12.7	12.7	12.8	14.5	14.5	14.4	14.5	
	MBh	37.5	38.0	39.1	40.7	37.2	37.7	38.7	40.4	36.2	36.7	37.8	39.4	34.6	35.1	36.2	37.8	32.7	33.2	34.3	35.9	30.9	31.4	32.5	34.1	
	S/T	1.00	0.98	0.85	0.70	1.00	1.00	0.85	0.71	1.00	1.00	0.88	0.73	1.00	1.00	0.90	0.75	1.00	1.00	0.92	0.78	1.00	1.00	1.00	0.83	
	ΔT	29	27	24	20	29	27	24	20	29	27	24	20	29	27	24	20	29	27	23	20	30	28	25	21	
	kW	2.05	2.05	2.04	2.1	2.29	2.29	2.28	2.3	2.55	2.55	2.55	2.6	2.84	2.84	2.84	2.9	3.17	3.16	3.16	3.2	3.54	3.54	3.54	3.6	
	Amps	7.7	7.7	7.7	7.7	8.8	8.8	8.8	8.8	10.0	10.0	10.0	10.1	11.3	11.3	11.3	11.4	12.8	12.8	12.8	12.9	14.5	14.5	14.5	14.6	

IDB: Entering Indoor Dry Bulb Temperature  
 High and low pressures are measured at the liquid and suction service valves.  
 Shaded area reflects AHRI Rating Conditions.  
 kW = Total system power  
 Amps = Outdoor unit amps (compressor + fan)

EXPANDING COOLING DATA — ALZS4BA4210A\*+AMST42CU1300A\*

IDB		OUTDOOR AMBIENT TEMPERATURE																																			
		65°F						75°F						85°F						95°F						105°F						115°F					
		59	63	67	71	59	63	67	71	59	63	67	71	59	63	67	71	59	63	67	71	59	63	67	71	59	63	67	71								
		ENTERING INDOOR WET BULB TEMPERATURE																																			
<b>1225</b>	MBh	40.9	41.4	42.6	-	40.5	41.1	42.3	-	39.4	40.0	41.2	-	37.6	38.2	39.4	-	35.4	35.9	37.2	-	33.3	33.9	35.1	-												
	S/T	0.63	0.55	0.42	-	0.63	0.56	0.42	-	0.66	0.58	0.45	-	0.68	0.60	0.47	-	1.00	0.63	0.49	-	1.00	0.68	0.54	-												
	ΔT	19	17	14	-	19	17	14	-	19	17	14	-	19	17	14	-	18	17	13	-	19	18	14	-												
	kW	2.33	2.33	2.33	-	2.60	2.60	2.59	-	2.90	2.90	2.89	-	3.22	3.22	3.22	-	3.58	3.58	3.58	-	4.01	4.00	4.00	-												
	Amps	8.6	8.6	8.6	-	9.8	9.8	9.8	-	11.2	11.2	11.2	-	12.7	12.7	12.7	-	14.3	14.3	14.3	-	16.3	16.3	16.2	-												
<b>70</b>	MBh	41.2	41.8	43.0	-	40.9	41.4	42.7	-	39.8	40.4	41.6	-	38.0	38.5	39.8	-	35.7	36.3	37.5	-	33.7	34.3	35.5	-												
	S/T	0.67	0.59	0.45	-	0.67	0.60	0.46	-	0.70	0.62	0.49	-	0.72	0.64	0.51	-	1.00	0.66	0.53	-	1.00	0.71	0.58	-												
	ΔT	18	16	13	-	18	16	13	-	18	16	13	-	18	16	13	-	18	16	13	-	19	17	14	-												
	kW	2.34	2.34	2.34	-	2.61	2.61	2.60	-	2.91	2.91	2.90	-	3.23	3.23	3.22	-	3.59	3.59	3.58	-	4.01	4.01	4.01	-												
	Amps	8.7	8.7	8.6	-	9.9	9.9	9.9	-	11.2	11.2	11.2	-	12.7	12.7	12.7	-	14.4	14.4	14.3	-	16.3	16.3	16.3	-												
<b>1575</b>	MBh	42.2	42.7	44.0	-	41.8	42.4	43.6	-	40.7	41.3	42.5	-	38.9	39.5	40.7	-	36.7	37.3	38.5	-	34.6	35.2	36.4	-												
	S/T	0.71	0.63	0.50	-	0.71	0.64	0.50	-	0.74	0.66	0.53	-	0.76	0.68	0.55	-	1.00	0.70	0.57	-	1.00	0.76	0.62	-												
	ΔT	17	15	12	-	17	15	12	-	17	15	12	-	17	15	12	-	16	15	11	-	18	16	12	-												
	kW	2.36	2.36	2.35	-	2.63	2.62	2.62	-	2.92	2.92	2.92	-	3.25	3.24	3.24	-	3.61	3.61	3.60	-	4.03	4.03	4.02	-												
	Amps	8.7	8.7	8.7	-	10.0	9.9	9.9	-	11.3	11.3	11.3	-	12.8	12.8	12.8	-	14.4	14.4	14.4	-	16.4	16.4	16.4	-												

<b>1225</b>	MBh	40.9	41.5	42.7	44.5	40.5	41.1	42.3	44.2	39.4	40.0	41.2	43.1	37.6	38.2	39.4	41.3	35.4	36.0	37.2	39.0	33.3	33.9	35.1	37.0
	S/T	0.76	0.68	0.55	0.40	0.76	0.69	0.55	0.41	1.00	0.71	0.58	0.43	1.00	0.73	0.60	0.45	1.00	0.75	0.62	0.48	1.00	0.81	0.67	0.53
	ΔT	23	21	17	14	22	21	17	14	23	21	18	14	22	21	17	14	22	20	17	14	23	22	18	15
	kW	2.33	2.33	2.33	2.3	2.60	2.60	2.59	2.6	2.90	2.90	2.89	2.9	3.22	3.22	3.21	3.2	3.58	3.58	3.57	3.6	4.00	4.00	4.00	4.0
	Amps	8.6	8.6	8.6	8.7	9.8	9.8	9.8	9.9	11.2	11.2	11.2	11.3	12.7	12.7	12.6	12.7	14.3	14.3	14.3	14.4	16.3	16.2	16.2	16.3
<b>75</b>	MBh	41.3	41.8	43.0	44.9	40.9	41.5	42.7	44.5	39.8	40.4	41.6	43.5	38.0	<b>38.6</b>	39.8	41.6	35.8	36.3	37.6	39.4	33.7	34.3	35.5	37.4
	S/T	0.80	0.72	0.58	0.44	0.80	0.73	0.59	0.45	1.00	0.75	0.62	0.47	1.00	<b>0.77</b>	0.63	0.49	1.00	0.79	0.66	0.51	1.00	0.84	0.71	0.57
	ΔT	22	20	17	13	22	20	17	13	22	20	17	14	22	<b>20</b>	17	13	22	20	16	13	23	21	18	14
	kW	2.34	2.34	2.33	2.36	2.61	2.61	2.60	2.62	2.91	2.90	2.90	2.92	3.23	<b>3.23</b>	3.22	3.24	3.59	3.59	3.58	3.60	4.01	4.01	4.01	4.03
	Amps	8.7	8.6	8.6	8.7	9.9	9.9	9.8	9.9	11.2	11.2	11.2	11.3	12.7	<b>12.7</b>	12.7	12.8	14.4	14.4	14.3	14.4	16.3	16.3	16.3	16.4
<b>1575</b>	MBh	42.2	42.8	44.0	45.8	41.8	42.4	43.6	45.5	40.8	41.3	42.6	44.4	38.9	39.5	40.7	42.6	36.7	37.3	38.5	40.3	34.7	35.2	36.5	38.3
	S/T	0.84	0.76	0.63	0.48	0.84	0.77	0.63	0.49	1.00	0.79	0.66	0.51	1.00	0.81	0.68	0.53	1.00	0.83	0.70	0.55	1.00	1.00	0.75	0.61
	ΔT	21	19	16	12	21	19	15	12	21	19	16	12	21	19	15	12	20	19	15	12	21	20	16	13
	kW	2.36	2.36	2.35	2.4	2.62	2.62	2.62	2.6	2.92	2.92	2.92	2.9	3.25	3.24	3.24	3.3	3.61	3.60	3.60	3.6	4.03	4.03	4.02	4.0
	Amps	8.7	8.7	8.7	8.8	9.9	9.9	9.9	10.0	11.3	11.3	11.3	11.4	12.8	12.8	12.8	12.9	14.4	14.4	14.4	14.5	16.4	16.4	16.3	16.4

IDB: Entering Indoor Dry Bulb Temperature  
 High and low pressures are measured at the liquid and suction service valves.  
 Shaded area reflects AHRI Rating Conditions.  
 kW = Total system power  
 Amps = Outdoor unit amps (compressor + fan)

EXPANDING COOLING DATA — ALZS4BA4210A\*+AMST42CU1300A\* (CONT.)

IDB		OUTDOOR AMBIENT TEMPERATURE																							
		65°F				75°F				85°F				95°F				105°F				115°F			
		59	63	67	71	59	63	67	71	59	63	67	71	59	63	67	71	59	63	67	71	59	63	67	71
		ENTERING INDOOR WET BULB TEMPERATURE																							
		AIRFLOW																							
80	MBh	41.1	41.7	42.9	44.7	40.7	41.3	42.5	44.4	39.7	40.2	41.5	43.3	37.8	38.4	39.6	41.5	35.6	36.2	37.4	39.2	33.6	34.1	35.3	37.2
	S/T	0.88	0.81	0.67	0.53	1.00	0.81	0.68	0.53	1.00	0.84	0.70	0.56	1.00	0.86	0.72	0.58	1.00	1.00	0.74	0.60	1.00	1.00	0.80	0.65
	ΔT	26	25	21	18	26	25	21	18	27	25	22	18	26	25	21	18	26	24	21	18	27	25	22	19
	kW	2.33	2.33	2.33	2.3	2.60	2.60	2.59	2.6	2.90	2.90	2.89	2.9	3.22	3.22	3.21	3.2	3.58	3.58	3.58	3.6	4.00	4.00	4.00	4.0
	Amps	8.6	8.6	8.6	8.7	9.8	9.8	9.8	9.9	11.2	11.2	11.2	11.3	12.7	12.7	12.6	12.7	14.3	14.3	14.3	14.4	16.3	16.3	16.2	16.3
80	MBh	41.5	42.0	43.3	45.1	41.1	41.7	42.9	44.7	40.0	40.6	41.8	43.7	38.2	38.8	40.0	41.9	36.0	36.5	37.8	39.6	33.9	34.5	35.7	37.6
	S/T	0.92	0.85	0.71	0.57	1.00	0.85	0.72	0.57	1.00	0.88	0.74	0.60	1.00	0.90	0.76	0.62	1.00	1.00	0.78	0.64	1.00	1.00	0.83	0.69
	ΔT	26	24	21	17	26	24	21	17	26	24	21	17	26	24	21	17	25	24	20	17	26	25	21	18
	kW	2.34	2.34	2.34	2.36	2.61	2.61	2.60	2.62	2.91	2.91	2.90	2.92	3.23	3.23	3.22	3.24	3.59	3.59	3.58	3.61	4.01	4.01	4.01	4.03
	Amps	8.7	8.6	8.6	8.7	9.9	9.9	9.9	9.9	11.2	11.2	11.2	11.3	12.7	12.7	12.7	12.8	14.4	14.4	14.3	14.4	16.3	16.3	16.3	16.4
80	MBh	42.4	43.0	44.2	46.0	42.0	42.6	43.8	45.7	41.0	41.5	42.8	44.6	39.1	39.7	40.9	42.8	36.9	37.5	38.7	40.6	34.9	35.4	36.7	38.5
	S/T	1.00	0.89	0.75	0.61	1.00	0.89	0.76	0.61	1.00	0.92	0.78	0.64	1.00	0.94	0.80	0.66	1.00	1.00	0.82	0.68	1.00	1.00	0.87	0.73
	ΔT	24	23	19	16	24	23	19	16	25	23	20	16	24	23	19	16	24	22	19	16	25	24	20	17
	kW	2.36	2.36	2.35	2.4	2.63	2.62	2.62	2.6	2.92	2.92	2.92	2.9	3.25	3.24	3.24	3.3	3.61	3.61	3.60	3.6	4.03	4.03	4.02	4.0
	Amps	8.7	8.7	8.7	8.8	10.0	9.9	9.9	10.0	11.3	11.3	11.3	11.4	12.8	12.8	12.8	12.9	14.4	14.4	14.4	14.5	16.4	16.4	16.3	16.4

85	MBh	41.8	42.3	43.6	45.4	41.4	42.0	43.2	45.1	40.3	40.9	42.1	44.0	38.5	39.1	40.3	42.2	36.3	36.9	38.1	39.9	34.2	34.8	36.0	37.9
	S/T	1.00	0.91	0.77	0.63	1.00	0.91	0.78	0.64	1.00	1.00	0.80	0.66	1.00	1.00	0.82	0.68	1.00	1.00	0.85	0.70	1.00	1.00	0.90	0.75
	ΔT	30	28	25	21	30	28	25	21	30	28	25	22	30	28	25	21	30	28	25	21	31	29	26	22
	kW	2.34	2.34	2.33	2.4	2.61	2.60	2.60	2.6	2.90	2.90	2.90	2.9	3.23	3.22	3.22	3.2	3.59	3.59	3.58	3.6	4.01	4.01	4.00	4.0
	Amps	8.6	8.6	8.6	8.7	9.9	9.9	9.8	9.9	11.2	11.2	11.2	11.3	12.7	12.7	12.7	12.8	14.4	14.3	14.3	14.4	16.3	16.3	16.3	16.4
85	MBh	42.2	42.7	43.9	45.8	41.8	42.4	43.6	45.4	40.7	41.3	42.5	44.4	38.9	39.5	40.7	42.5	36.7	37.2	38.5	40.3	34.6	35.2	36.4	38.3
	S/T	1.00	0.95	0.81	0.67	1.00	0.95	0.82	0.67	1.00	1.00	0.84	0.70	1.00	1.00	0.86	0.72	1.00	1.00	0.88	0.74	1.00	1.00	1.00	0.79
	ΔT	29	27	24	21	29	27	24	21	29	28	24	21	29	27	24	21	29	27	24	20	30	28	25	22
	kW	2.35	2.35	2.34	2.36	2.62	2.61	2.61	2.63	2.91	2.91	2.91	2.93	3.24	3.23	3.23	3.25	3.60	3.59	3.59	3.61	4.02	4.02	4.01	4.03
	Amps	8.7	8.7	8.7	8.7	9.9	9.9	9.9	10.0	11.3	11.3	11.2	11.3	12.7	12.7	12.7	12.8	14.4	14.4	14.4	14.5	16.3	16.3	16.3	16.4
85	MBh	43.1	43.7	44.9	46.7	42.7	43.3	44.5	46.4	41.7	42.2	43.4	45.3	39.8	40.4	41.6	43.5	37.6	38.2	39.4	41.2	35.6	36.1	37.3	39.2
	S/T	1.00	0.99	0.85	0.71	1.00	0.99	0.86	0.72	1.00	1.00	0.88	0.74	1.00	1.00	0.90	0.76	1.00	1.00	0.92	0.78	1.00	1.00	1.00	0.83
	ΔT	28	26	23	19	28	26	23	19	28	26	23	20	28	26	23	19	28	26	23	19	29	27	24	20
	kW	2.36	2.36	2.36	2.4	2.63	2.63	2.62	2.6	2.93	2.93	2.92	2.9	3.25	3.25	3.25	3.3	3.61	3.61	3.61	3.6	4.04	4.03	4.03	4.0
	Amps	8.8	8.7	8.7	8.8	10.0	10.0	9.9	10.0	11.3	11.3	11.3	11.4	12.8	12.8	12.8	12.9	14.5	14.5	14.4	14.5	16.4	16.4	16.4	16.5

IDB: Entering Indoor Dry Bulb Temperature  
 High and low pressures are measured at the liquid and suction service valves.  
 Shaded area reflects AHRI Rating Conditions.  
 kW = Total system power  
 Amps = Outdoor unit amps (compressor + fan)

EXPANDING COOLING DATA — ALZS4BA4810A\*+AMST48CU1300A\*

IDB		OUTDOOR AMBIENT TEMPERATURE																																			
		65°F						75°F						85°F						95°F						105°F						115°F					
		59	63	67	71	59	63	67	71	59	63	67	71	59	63	67	71	59	63	67	71	59	63	67	71	59	63	67	71								
		ENTERING INDOOR WET BULB TEMPERATURE																																			
	AIRFLOW	59	63	67	71	59	63	67	71	59	63	67	71	59	63	67	71	59	63	67	71	59	63	67	71	59	63	67	71								
<b>70</b>	1450	MBh	46.9	47.6	48.9	-	46.5	47.1	48.5	-	45.3	45.9	47.3	-	43.2	43.9	45.2	-	40.7	41.3	42.7	-	38.3	39.0	40.4	-	38.3	39.0	40.4	-							
	S/T	0.67	0.59	0.45	-	0.67	0.60	0.46	-	0.70	0.62	0.49	-	0.72	0.64	0.51	-	1.00	0.66	0.53	-	1.00	0.71	0.58	-	1.00	0.71	0.58	-								
	ΔT	19	17	13	-	19	17	13	-	19	17	14	-	19	17	13	-	18	16	13	-	19	18	14	-	19	18	14	-								
	kW	2.63	2.63	2.62	-	2.95	2.94	2.94	-	3.30	3.29	3.29	-	3.68	3.67	3.67	-	4.10	4.10	4.09	-	4.60	4.60	4.59	-	4.60	4.60	4.59	-								
	Amps	10.0	10.0	9.9	-	11.4	11.4	11.4	-	13.0	13.0	13.0	-	14.8	14.8	14.7	-	16.7	16.7	16.7	-	19.0	19.0	18.9	-	19.0	19.0	18.9	-								
	1600	MBh	47.5	48.1	49.5	-	47.1	47.7	49.1	-	45.9	46.5	47.9	-	43.8	44.4	45.8	-	41.2	41.9	43.3	-	38.9	39.6	41.0	-	38.9	39.6	41.0	-							
S/T	0.70	0.62	0.48	-	0.70	0.63	0.49	-	0.73	0.65	0.52	-	0.75	0.67	0.54	-	1.00	0.69	0.56	-	1.00	0.74	0.61	-	1.00	0.74	0.61	-									
ΔT	18	16	13	-	18	16	13	-	18	16	13	-	18	16	13	-	18	16	12	-	19	17	13	-	19	17	13	-									
kW	2.64	2.64	2.64	-	2.96	2.96	2.95	-	3.31	3.31	3.30	-	3.69	3.69	3.68	-	4.11	4.11	4.10	-	4.61	4.61	4.60	-	4.61	4.61	4.60	-									
Amps	10.0	10.0	10.0	-	11.5	11.5	11.4	-	13.1	13.1	13.0	-	14.8	14.8	14.8	-	16.8	16.7	16.7	-	19.0	19.0	19.0	-	19.0	19.0	19.0	-									
	1800	MBh	48.4	49.1	50.5	-	48.0	48.7	50.1	-	46.8	47.5	48.9	-	44.7	45.4	46.8	-	42.2	42.9	44.2	-	39.9	40.5	41.9	-	39.9	40.5	41.9	-							
S/T	0.71	0.64	0.50	-	0.72	0.64	0.51	-	0.74	0.67	0.53	-	1.00	0.69	0.55	-	1.00	0.71	0.57	-	1.00	0.76	0.62	-	1.00	0.76	0.62	-									
ΔT	17	15	12	-	17	15	12	-	17	15	12	-	17	15	12	-	17	15	11	-	18	16	13	-	18	16	13	-									
kW	2.66	2.65	2.65	-	2.97	2.97	2.96	-	3.32	3.32	3.31	-	3.70	3.70	3.69	-	4.13	4.12	4.12	-	4.62	4.62	4.61	-	4.62	4.62	4.61	-									
Amps	10.1	10.1	10.1	-	11.5	11.5	11.5	-	13.1	13.1	13.1	-	14.9	14.9	14.8	-	16.8	16.8	16.8	-	19.1	19.1	19.1	-	19.1	19.1	19.1	-									

<b>75</b>	1450	MBh	46.9	47.6	49.0	51.1	46.5	47.2	48.5	50.7	45.3	46.0	47.3	49.5	43.2	43.9	45.3	47.4	40.7	41.3	42.7	44.8	38.4	39.0	40.4	42.5
	S/T	0.80	0.72	0.58	0.44	0.80	0.73	0.59	0.45	1.00	0.75	0.62	0.47	1.00	0.77	0.63	0.49	1.00	0.79	0.66	0.51	1.00	0.84	0.71	0.57	
	ΔT	23	21	17	14	23	21	17	14	23	21	18	14	23	21	17	14	22	20	17	14	23	22	18	15	
	kW	2.63	2.63	2.62	2.6	2.94	2.94	2.94	3.0	3.30	3.29	3.29	3.3	3.67	3.67	3.67	3.7	4.10	4.10	4.09	4.1	4.60	4.59	4.59	4.6	
	Amps	10.0	10.0	9.9	10.0	11.4	11.4	11.4	11.5	13.0	13.0	13.0	13.1	14.8	14.7	14.7	14.8	16.7	16.7	16.7	16.8	19.0	19.0	18.9	19.0	
	1600	MBh	47.5	48.2	49.6	51.7	47.1	47.8	49.1	51.3	45.9	46.6	47.9	50.0	43.8	44.5	45.9	48.0	41.3	41.9	43.3	45.4	39.0	39.6	41.0	43.1
S/T	0.83	0.75	0.61	0.47	0.83	0.76	0.62	0.48	1.00	0.78	0.65	0.50	1.00	0.80	0.66	0.52	1.00	0.82	0.69	0.54	1.00	1.00	0.74	0.60		
ΔT	22	20	17	13	22	20	17	13	22	20	17	13	22	20	17	13	22	20	16	13	23	21	17	14		
kW	2.64	2.64	2.63	2.66	2.96	2.95	2.95	2.97	3.31	3.30	3.30	3.32	3.69	3.68	3.68	3.70	4.11	4.11	4.10	4.13	4.61	4.60	4.60	4.62		
Amps	10.0	10.0	10.0	10.1	11.5	11.5	11.4	11.5	13.1	13.1	13.0	13.1	14.8	14.8	14.8	14.9	16.7	16.7	16.7	16.8	19.0	19.0	19.0	19.1		
	1800	MBh	48.5	49.1	50.5	52.6	48.1	48.7	50.1	52.2	46.8	47.5	48.9	51.0	44.8	45.4	46.8	48.9	42.2	42.9	44.3	46.4	39.9	40.6	41.9	44.1
S/T	0.84	0.76	0.63	0.49	0.85	0.77	0.64	0.49	1.00	0.80	0.66	0.52	1.00	0.82	0.68	0.54	1.00	0.84	0.70	0.56	1.00	1.00	0.75	0.61		
ΔT	21	19	16	12	21	19	16	12	21	19	16	12	21	19	16	12	21	19	15	12	22	20	17	13		
kW	2.66	2.65	2.65	2.7	2.97	2.97	2.96	3.0	3.32	3.32	3.31	3.3	3.70	3.70	3.69	3.7	4.12	4.12	4.12	4.1	4.62	4.62	4.61	4.6		
Amps	10.1	10.1	10.1	10.2	11.5	11.5	11.5	11.6	13.1	13.1	13.1	13.2	14.9	14.9	14.8	14.9	16.8	16.8	16.8	16.9	19.1	19.1	19.0	19.2		

IDB: Entering Indoor Dry Bulb Temperature  
 High and low pressures are measured at the liquid and suction service valves.  
 Shaded area reflects AHRI Rating Conditions.  
 kW = Total system power  
 Amps = Outdoor unit amps (compressor + fan)

EXPANDING COOLING DATA — ALZS4BA4810A\*+AMST48CU1300A\* (CONT.)

IDB	AIRFLOW	OUTDOOR AMBIENT TEMPERATURE																																																
		65°F						75°F						85°F						95°F						105°F						115°F																		
		59	63	67	71	75	79	59	63	67	71	75	79	59	63	67	71	75	79	59	63	67	71	75	79	59	63	67	71	75	79	59	63	67	71	75	79													
		ENTERING INDOOR WET BULB TEMPERATURE																																																
<b>80</b>	MBh	47.2	47.8	49.2	51.3	46.8	47.4	48.8	50.9	45.5	46.2	47.6	49.7	43.5	44.1	45.5	47.6	40.9	41.6	43.0	45.1	38.6	39.3	40.6	42.8	47.8	48.4	49.8	51.9	47.3	48.0	49.4	51.5	46.1	46.8	48.2	50.3	44.1	44.7	46.1	48.2	41.5	42.2	43.6	45.7	39.2	39.8	41.2	43.3	
	S/T	0.92	0.85	0.71	0.57	1.00	0.85	0.72	0.57	1.00	0.88	0.74	0.60	1.00	0.90	0.76	0.62	1.00	1.00	0.88	0.78	0.64	1.00	1.00	0.83	0.69	1.00	0.87	0.74	0.60	1.00	0.88	0.75	0.60	1.00	0.91	0.77	0.63	1.00	0.93	0.79	0.65	1.00	1.00	0.81	0.67	1.00	1.00	0.86	0.72
	ΔT	27	25	21	18	27	25	21	18	27	25	21	18	27	25	21	18	27	26	24	21	17	26	24	21	18	26	24	21	17	26	24	21	17	26	24	21	17	26	24	20	17	27	25	21	18				
	kW	2.63	2.63	2.62	2.6	2.95	2.94	2.94	3.0	3.30	3.29	3.29	3.3	3.68	3.67	3.67	3.7	4.10	4.10	4.10	4.09	4.1	4.60	4.60	4.59	4.6	2.64	2.64	2.64	2.66	2.96	2.96	2.95	2.97	3.31	3.31	3.30	3.32	3.69	3.69	3.68	3.70	4.11	4.11	4.10	4.13	4.61	4.61	4.60	4.63
	Amps	10.0	10.0	9.9	10.1	11.4	11.4	11.4	11.5	13.0	13.0	13.0	13.1	14.8	14.7	14.7	14.8	16.7	16.7	16.7	16.7	16.8	19.0	19.0	18.9	19.1	10.0	10.0	10.0	10.1	11.5	11.5	11.4	11.5	13.1	13.1	13.0	13.2	14.8	14.8	14.8	14.9	16.8	16.8	16.7	16.8	19.0	19.0	19.0	19.1
<b>1450</b>	MBh	47.9	48.6	50.0	52.1	47.5	48.2	49.6	51.7	46.3	47.0	48.4	50.5	44.2	44.9	46.3	48.4	41.7	42.4	43.7	45.9	39.4	40.0	41.4	43.5	48.7	49.4	50.7	52.9	48.3	48.9	50.3	52.4	47.1	47.7	49.1	51.2	45.0	45.7	47.0	49.2	42.5	43.1	44.5	46.6	40.1	40.8	42.2	44.3	
	S/T	1.00	0.95	0.81	0.67	1.00	0.95	0.82	0.67	1.00	1.00	0.84	0.70	1.00	1.00	0.86	0.72	1.00	1.00	0.88	0.74	1.00	1.00	0.88	0.74	1.00	0.89	0.75	0.61	1.00	0.90	0.76	0.62	1.00	0.92	0.79	0.64	1.00	1.00	0.81	0.66	1.00	1.00	0.83	0.68	1.00	1.00	0.88	0.74	
	ΔT	30	28	25	21	30	28	25	21	30	29	25	22	30	28	25	21	30	28	25	21	31	29	26	22	26	24	21	17	26	24	21	17	26	24	21	17	26	24	20	17	26	24	20	17	27	25	21	18	
	kW	2.64	2.64	2.63	2.7	2.95	2.95	2.94	3.0	3.30	3.30	3.29	3.3	3.68	3.68	3.68	3.7	4.11	4.11	4.10	4.10	4.1	4.60	4.60	4.60	4.6	2.64	2.65	2.65	2.7	2.97	2.97	2.96	3.0	3.32	3.32	3.31	3.3	3.70	3.70	3.69	3.7	4.13	4.12	4.12	4.13	4.61	4.61	4.60	4.63
	Amps	10.0	10.0	10.0	10.1	11.4	11.4	11.4	11.5	13.0	13.0	13.0	13.1	14.8	14.8	14.8	14.9	16.7	16.7	16.7	16.8	19.0	19.0	19.0	19.1	10.0	10.1	10.1	10.2	11.5	11.5	11.5	11.6	13.1	13.1	13.1	13.2	14.9	14.9	14.8	14.9	16.8	16.8	16.8	16.9	19.1	19.1	19.1	19.2	
<b>1800</b>	MBh	47.9	48.6	50.0	52.1	47.5	48.2	49.6	51.7	46.3	47.0	48.4	50.5	44.2	44.9	46.3	48.4	41.7	42.4	43.7	45.9	39.4	40.0	41.4	43.5	48.7	49.4	50.7	52.9	48.3	48.9	50.3	52.4	47.1	47.7	49.1	51.2	45.0	45.7	47.0	49.2	42.5	43.1	44.5	46.6	40.1	40.8	42.2	44.3	
	S/T	1.00	0.95	0.81	0.67	1.00	0.95	0.82	0.67	1.00	1.00	0.84	0.70	1.00	1.00	0.86	0.72	1.00	1.00	0.88	0.74	1.00	1.00	0.88	0.74	1.00	0.89	0.75	0.61	1.00	0.90	0.76	0.62	1.00	0.92	0.79	0.64	1.00	1.00	0.81	0.66	1.00	1.00	0.83	0.68	1.00	1.00	0.88	0.74	
	ΔT	25	23	20	16	25	23	20	16	25	23	20	16	25	23	20	16	25	23	20	16	26	24	21	17	26	24	21	17	26	24	21	17	26	24	21	17	26	24	20	17	26	24	20	17	27	25	21	18	
	kW	2.66	2.65	2.65	2.7	2.97	2.97	2.96	3.0	3.30	3.30	3.29	3.3	3.68	3.68	3.68	3.7	4.11	4.11	4.10	4.10	4.1	4.60	4.60	4.60	4.6	2.66	2.65	2.65	2.7	2.97	2.97	2.96	3.0	3.32	3.32	3.31	3.3	3.70	3.70	3.69	3.7	4.13	4.12	4.12	4.13	4.61	4.61	4.60	4.63
	Amps	10.1	10.1	10.1	10.2	11.5	11.5	11.5	11.6	13.1	13.1	13.1	13.2	14.8	14.8	14.8	14.9	16.7	16.7	16.7	16.8	19.0	19.0	19.0	19.1	10.1	10.1	10.1	10.2	11.5	11.5	11.5	11.6	13.1	13.1	13.1	13.2	14.9	14.9	14.8	14.9	16.8	16.8	16.8	16.9	19.1	19.1	19.1	19.2	

IDB	AIRFLOW	OUTDOOR AMBIENT TEMPERATURE																																																
		65°F						75°F						85°F						95°F						105°F						115°F																		
		59	63	67	71	75	79	59	63	67	71	75	79	59	63	67	71	75	79	59	63	67	71	75	79	59	63	67	71	75	79	59	63	67	71	75	79													
		ENTERING INDOOR WET BULB TEMPERATURE																																																
<b>1450</b>	MBh	47.9	48.6	50.0	52.1	47.5	48.2	49.6	51.7	46.3	47.0	48.4	50.5	44.2	44.9	46.3	48.4	41.7	42.4	43.7	45.9	39.4	40.0	41.4	43.5	47.9	48.5	49.9	52.0	47.9	48.5	49.9	52.0	45.8	46.4	47.8	49.9	43.2	43.9	45.3	47.4	40.9	41.6	43.0	45.1					
	S/T	1.00	0.95	0.81	0.67	1.00	0.95	0.82	0.67	1.00	1.00	0.84	0.70	1.00	1.00	0.86	0.72	1.00	1.00	0.88	0.74	1.00	1.00	0.88	0.74	1.00	0.99	0.86	0.71	1.00	1.00	0.89	0.74	1.00	1.00	0.89	0.74	1.00	1.00	0.91	0.76	1.00	1.00	0.93	0.79	1.00	1.00	0.84	0.84	
	ΔT	30	28	25	21	30	28	25	21	30	28	25	22	30	28	25	21	30	28	25	21	31	29	26	22	29	27	23	20	29	27	23	20	28	27	23	20	28	27	23	20	28	26	23	19	29	28	24	21	
	kW	2.64	2.64	2.63	2.7	2.95	2.95	2.94	3.0	3.30	3.30	3.29	3.3	3.68	3.68	3.68	3.7	4.11	4.11	4.10	4.10	4.1	4.60	4.60	4.60	4.6	2.66	2.65	2.64	2.7	2.98	2.97	2.96	3.0	3.33	3.33	3.32	3.3	3.71	3.70	3.70	3.7	4.13	4.13	4.12	4.1	4.63	4.63	4.62	4.6
	Amps	10.0	10.0	10.0	10.1	11.4	11.4	11.4	11.5	13.0	13.0	13.0	13.1	14.8	14.8	14.8	14.9	16.7	16.7	16.7	16.8	19.0	19.0	19.0	19.1	10.1	10.1	10.0	10.1	11.5	11.5	11.5	11.6	13.1	13.1	13.1	13.2	14.9	14.9	14.9	15.0	16.8	16.8	16.8	16.9	19.1	19.1	19.1	19.2	
<b>1600</b>	MBh	48.5	49.2	50.6	52.7	48.1	48.8	50.2	52.3	46.9	47.6	49.0	51.1	44.8	45.5	46.9	49.0	42.3	42.9	44.3	46.4	40.0	40.6	42.0	44.1	49.5	50.1	51.5	53.6	49.1	49.7	51.1	53.2	47.9	48.5	49.9	52.0	45.8	46.4	47.8	49.9	43.2	43.9	45.3	47.4	40.9	41.6	43.0	45.1	
	S/T	1.00	0.98	0.84	0.70	1.00	0.98	0.85	0.70	1.00	1.00	0.87	0.73	1.00	1.00	0.89	0.75	1.00	1.00	0.91	0.77	1.00	1.00	0.91	0.82	1.00	0.99	0.86	0.71	1.00	1.00	0.89	0.74	1.00	1.00	0.89	0.74	1.00	1.00	0.91	0.76	1.00	1.00	0.93	0.79	1.00	1.00	0.84	0.84	
	ΔT	29	28	24	21	29	28	24	21	29	28	24	21	29	28	24	21	29	28	24	20	30	28	25	22	29	27	23	20	29	27	23	20	28	27	23	20	28	27	23	20	28	26	23	19	29	28	24	21	
	kW	2.65	2.65	2.64	2.67	2.96	2.96	2.96	2.98	3.31	3.31	3.31	3.33	3.69	3.69	3.69	3.71	4.12	4.12	4.11	4.11	4.13	4.61	4.61	4.61	4.63	2.65	2.65	2.64	2.67	2.96	2.96	2.96	2.98	3.31	3.31	3.31	3.33	3.69	3.69	3.69	3.71	4.12	4.12	4.11	4.13	4.61	4.61	4.61	4.63
	Amps	10.1	10.1	10.0	10.1	11.5	11.5	11.5	11.6	13.1	13.1	13.1	13.2	14.8	14.8	14.8	14.9	16.8	16.8	16.8	16.9	19.1	19.0	19.0	19.1	10.1	10.1	10.0	10.1	11.5	11.5	11.5	11.6	13.1	13.1	13.1	13.2	14.9	14.9	14.9	15.0	16.8	16.8	16.8	16.9	19.1	19.1	19.1	19.2	

IDB: Entering Indoor Dry Bulb Temperature  
 High and low pressures are measured at the liquid and suction service valves.  
 Shaded area reflects AHRI Rating Conditions.  
 kW = Total system power  
 Amps = Outdoor unit amps (compressor + fan)

EXPANDING COOLING DATA — ALZS4BA6010A\*+AMST60DU1300A\*

IDB		OUTDOOR AMBIENT TEMPERATURE																																			
		65°F						75°F						85°F						95°F						105°F						115°F					
		59	63	67	71	71	59	63	67	71	71	59	63	67	71	71	59	63	67	71	71	59	63	67	71	71	59	63	67	71	71						
<b>1800</b>	MBh	58.2	59.0	60.8	-	-	57.7	58.5	60.3	-	-	56.2	57.0	58.8	-	-	53.6	54.5	56.2	-	-	50.5	51.3	53.0	-	-	47.6	48.4	50.1	-							
	S/T	0.65	0.57	0.44	-	-	0.66	0.58	0.45	-	-	0.68	0.61	0.47	-	-	0.70	0.62	0.49	-	-	1.00	0.65	0.51	-	-	1.00	0.70	0.56	-							
	ΔT	19	17	14	-	-	19	17	14	-	-	19	17	14	-	-	19	17	14	-	-	19	17	13	-	-	20	18	15	-							
	kW	3.21	3.21	3.20	-	-	3.62	3.62	3.61	-	-	4.07	4.07	4.06	-	-	4.57	4.56	4.56	-	-	5.12	5.12	5.11	-	-	5.76	5.76	5.75	-							
	Amps	12.6	12.6	12.6	-	-	14.5	14.5	14.5	-	-	16.6	16.6	16.5	-	-	18.8	18.8	18.8	-	-	21.4	21.3	21.3	-	-	24.3	24.3	24.3	-							
<b>2000</b>	MBh	59.0	59.8	61.6	-	-	58.5	59.3	61.0	-	-	57.0	57.8	59.5	-	-	54.4	55.2	57.0	-	-	51.3	52.1	53.8	-	-	48.4	49.2	50.9	-							
	S/T	0.68	0.61	0.47	-	-	0.69	0.61	0.48	-	-	0.71	0.64	0.50	-	-	0.73	0.65	0.52	-	-	1.00	0.68	0.54	-	-	1.00	0.73	0.59	-							
	ΔT	18	16	13	-	-	18	16	13	-	-	18	17	13	-	-	18	16	13	-	-	18	16	13	-	-	19	17	14	-							
	kW	3.23	3.22	3.22	-	-	3.63	3.63	3.62	-	-	4.09	4.09	4.08	-	-	4.58	4.58	4.57	-	-	5.13	5.13	5.12	-	-	5.78	5.78	5.77	-							
	Amps	12.7	12.7	12.7	-	-	14.6	14.6	14.5	-	-	16.7	16.6	16.6	-	-	18.9	18.9	18.9	-	-	21.4	21.4	21.4	-	-	24.4	24.4	24.3	-							
<b>2250</b>	MBh	60.2	61.0	62.8	-	-	59.7	60.5	62.2	-	-	58.2	59.0	60.7	-	-	55.6	56.4	58.2	-	-	52.5	53.3	55.0	-	-	49.6	50.4	52.1	-							
	S/T	0.69	0.62	0.49	-	-	0.70	0.62	0.49	-	-	0.72	0.65	0.52	-	-	1.00	0.67	0.54	-	-	1.00	0.69	0.56	-	-	1.00	0.74	0.61	-							
	ΔT	17	15	12	-	-	17	15	12	-	-	17	16	12	-	-	17	15	12	-	-	17	15	12	-	-	18	16	13	-							
	kW	3.24	3.24	3.23	-	-	3.65	3.65	3.64	-	-	4.11	4.10	4.10	-	-	4.60	4.60	4.59	-	-	5.15	5.15	5.14	-	-	5.80	5.79	5.79	-							
	Amps	12.8	12.8	12.7	-	-	14.7	14.6	14.6	-	-	16.7	16.7	16.7	-	-	19.0	19.0	18.9	-	-	21.5	21.5	21.5	-	-	24.5	24.5	24.4	-							

<b>1800</b>	MBh	58.3	59.1	60.8	63.4	57.8	58.6	60.3	62.9	56.3	57.1	58.8	61.4	53.7	54.5	56.2	58.8	50.5	51.3	53.0	55.7	47.6	48.4	50.2	52.8	
	S/T	0.77	0.70	0.57	0.43	0.78	0.71	0.57	0.44	1.00	0.73	0.60	0.46	1.00	0.75	0.62	0.48	1.00	0.77	0.64	0.50	1.00	0.82	0.69	0.55	
	ΔT	23	21	18	14	23	21	18	14	23	21	18	14	23	21	18	14	23	21	17	14	24	22	19	15	
	kW	3.21	3.20	3.20	3.2	3.62	3.61	3.61	3.6	4.07	4.07	4.06	4.1	4.56	4.56	4.55	4.6	5.12	5.12	5.11	5.11	5.1	5.76	5.76	5.75	5.8
	Amps	12.6	12.6	12.6	12.7	14.5	14.5	14.4	14.6	16.6	16.6	16.5	16.7	18.8	18.8	18.8	18.9	21.3	21.3	21.3	21.4	24.3	24.3	24.3	24.4	
<b>2000</b>	MBh	59.1	59.9	61.6	64.2	58.6	59.4	61.1	63.7	57.1	57.9	59.6	62.2	54.5	<b>55.3</b>	57.0	59.6	51.3	52.1	53.8	56.5	48.4	49.2	51.0	53.6	
	S/T	0.81	0.73	0.60	0.46	0.81	0.74	0.61	0.47	1.00	0.76	0.63	0.49	1.00	<b>0.78</b>	0.65	0.51	1.00	0.80	0.67	0.53	1.00	1.00	0.72	0.58	
	ΔT	22	20	17	13	22	20	17	13	23	21	17	14	22	<b>20</b>	17	13	22	20	17	13	23	21	18	14	
	kW	3.22	3.22	3.21	3.24	3.63	3.63	3.62	3.65	4.09	4.08	4.08	4.11	4.58	<b>4.58</b>	4.57	4.60	5.13	5.13	5.12	5.15	5.78	5.77	5.77	5.80	
	Amps	12.7	12.7	12.6	12.8	14.6	14.5	14.5	14.7	16.6	16.6	16.6	16.7	18.9	<b>18.9</b>	18.9	19.0	21.4	21.4	21.4	21.5	24.4	24.4	24.3	24.5	
<b>2250</b>	MBh	60.3	61.1	62.8	65.4	59.8	60.6	62.3	64.9	58.3	59.1	60.8	63.4	55.7	56.5	58.2	60.8	52.5	53.3	55.0	57.7	49.6	50.4	52.2	54.8	
	S/T	0.82	0.74	0.61	0.47	0.82	0.75	0.62	0.48	1.00	0.78	0.64	0.50	1.00	0.79	0.66	0.52	1.00	0.82	0.68	0.54	1.00	1.00	0.73	0.59	
	ΔT	21	19	16	12	21	19	16	12	22	20	16	13	21	19	16	12	21	19	16	12	22	20	17	13	
	kW	3.24	3.24	3.23	3.3	3.65	3.65	3.64	3.7	4.11	4.10	4.10	4.1	4.60	4.60	4.59	4.6	5.15	5.15	5.14	5.2	5.80	5.79	5.79	5.8	
	Amps	12.8	12.8	12.7	12.9	14.6	14.6	14.6	14.7	16.7	16.7	16.7	16.8	19.0	19.0	18.9	19.1	21.5	21.5	21.5	21.6	24.5	24.4	24.4	24.6	

IDB: Entering Indoor Dry Bulb Temperature  
 High and low pressures are measured at the liquid and suction service valves.  
 Shaded area reflects AHRI Rating Conditions.  
 kW = Total system power  
 Amps = Outdoor unit amps (compressor + fan)

EXPANDING COOLING DATA — ALZS4BA6010A\*+AMST60DU1300A\* (CONT.)

IDB	AIRFLOW	OUTDOOR AMBIENT TEMPERATURE																																			
		65°F						75°F						85°F						95°F						105°F						115°F					
		59	63	67	71	71	59	63	67	71	71	59	63	67	71	71	59	63	67	71	71	59	63	67	71	71	59	63	67	71	71						
80	1800	MBh	58.6	59.4	61.1	63.7	58.1	58.9	60.6	63.2	56.6	57.4	59.1	61.7	54.0	54.8	56.5	59.1	50.8	51.6	53.3	56.0	50.8	51.6	53.3	56.0	47.9	48.7	50.5	53.1	53.1						
	S/T	0.90	0.82	0.69	0.55	1.00	0.83	0.70	0.56	1.00	0.85	0.72	0.58	1.00	0.87	0.74	0.60	1.00	1.00	0.76	0.62	1.00	1.00	0.76	0.62	1.00	1.00	0.81	0.67	0.67							
	ΔT	27	25	22	18	27	25	22	18	27	26	22	19	27	25	22	18	27	25	22	18	27	25	22	18	28	26	23	19	19							
	kW	3.21	3.21	3.20	3.2	3.62	3.62	3.61	3.6	4.07	4.07	4.06	4.1	4.57	4.56	4.56	4.6	5.12	5.11	5.11	5.1	5.12	5.11	5.11	5.1	5.76	5.76	5.75	5.8	5.8							
	Amps	12.6	12.6	12.6	12.7	14.5	14.5	14.4	14.6	16.6	16.6	16.5	16.7	18.8	18.8	18.8	18.9	21.4	21.3	21.3	21.5	21.4	21.3	21.3	21.5	24.3	24.3	24.3	24.4	24.4							
2000	MBh	59.4	60.2	61.9	64.5	58.9	59.7	61.4	64.0	57.4	58.2	59.9	62.5	54.8	55.6	57.3	59.9	51.6	52.4	54.1	56.8	51.6	52.4	54.1	56.8	48.7	49.5	51.3	53.9	53.9							
	S/T	1.00	0.85	0.72	0.58	1.00	0.86	0.73	0.59	1.00	0.88	0.75	0.61	1.00	0.90	0.77	0.63	1.00	1.00	0.79	0.65	1.00	1.00	0.79	0.65	1.00	1.00	0.84	0.70	0.70							
	ΔT	26	25	21	17	26	25	21	17	27	25	21	18	26	24	21	17	26	24	21	17	26	24	21	17	27	25	22	18	18							
	kW	3.23	3.22	3.22	3.25	3.63	3.63	3.62	3.66	4.09	4.09	4.08	4.11	4.58	4.58	4.57	4.60	5.13	5.13	5.12	5.15	5.13	5.13	5.12	5.15	5.78	5.78	5.77	5.80	5.80							
	Amps	12.7	12.7	12.7	12.8	14.6	14.6	14.5	14.7	16.7	16.6	16.6	16.8	18.9	18.9	18.9	19.0	21.4	21.4	21.4	21.5	21.4	21.4	21.4	21.5	24.4	24.4	24.3	24.5	24.5							
2250	MBh	60.6	61.4	63.1	65.7	60.1	60.9	62.6	65.2	58.5	59.4	61.1	63.7	56.0	56.8	58.5	61.1	52.8	53.6	55.3	58.0	52.8	53.6	55.3	58.0	49.9	50.7	52.5	55.1	55.1							
	S/T	1.00	0.87	0.73	0.60	1.00	0.87	0.74	0.60	1.00	0.90	0.77	0.63	1.00	1.00	0.78	0.64	1.00	1.00	0.81	0.67	1.00	1.00	0.81	0.67	1.00	1.00	0.86	0.72	0.72							
	ΔT	25	24	20	17	25	24	20	16	26	24	20	17	25	24	20	16	25	23	20	16	25	23	20	16	26	24	21	17	17							
	kW	3.24	3.24	3.23	3.3	3.65	3.65	3.64	3.7	4.11	4.10	4.10	4.1	4.60	4.60	4.59	4.6	5.15	5.15	5.14	5.2	5.15	5.15	5.14	5.2	5.80	5.79	5.79	5.8	5.8							
	Amps	12.8	12.8	12.7	12.9	14.6	14.6	14.6	14.7	16.7	16.7	16.7	16.8	19.0	19.0	18.9	19.1	21.5	21.5	21.5	21.6	21.5	21.5	21.5	21.6	24.5	24.5	24.4	24.6	24.6							

1800	MBh	59.5	60.3	62.1	64.7	59.0	59.8	61.6	64.2	57.5	58.3	60.1	62.7	54.9	55.8	57.5	60.1	51.8	52.6	54.3	56.9	51.8	52.6	54.3	56.9	48.9	49.7	51.4	54.1	54.1
	S/T	1.00	0.92	0.79	0.65	1.00	0.93	0.80	0.66	1.00	1.00	0.82	0.68	1.00	1.00	0.84	0.70	1.00	1.00	0.86	0.72	1.00	1.00	0.86	0.72	1.00	1.00	1.00	0.77	0.77
	ΔT	31	29	26	22	31	29	26	22	31	29	26	22	31	29	26	22	31	29	25	22	31	29	25	22	32	30	26	23	23
	kW	3.22	3.21	3.21	3.2	3.63	3.62	3.62	3.6	4.08	4.08	4.07	4.1	4.57	4.57	4.56	4.6	5.13	5.12	5.12	5.1	5.13	5.12	5.12	5.1	5.77	5.77	5.76	5.8	5.8
	Amps	12.7	12.6	12.6	12.8	14.5	14.5	14.5	14.6	16.6	16.6	16.6	16.7	18.9	18.9	18.8	19.0	21.4	21.4	21.3	21.5	21.4	21.4	21.3	21.5	24.4	24.3	24.3	24.4	24.4
2000	MBh	60.3	61.1	62.9	65.5	59.8	60.6	62.3	65.0	58.3	59.1	60.8	63.5	55.7	56.5	58.3	60.9	52.6	53.4	55.1	57.7	52.6	53.4	55.1	57.7	49.7	50.5	52.2	54.9	54.9
	S/T	1.00	0.95	0.82	0.68	1.00	0.96	0.83	0.69	1.00	1.00	0.85	0.71	1.00	1.00	0.87	0.73	1.00	1.00	0.89	0.75	1.00	1.00	0.89	0.75	1.00	1.00	1.00	0.80	0.80
	ΔT	30	28	25	21	30	28	25	21	30	28	25	21	30	28	25	21	30	28	24	21	30	28	24	21	31	29	26	22	22
	kW	3.23	3.23	3.22	3.25	3.64	3.64	3.63	3.66	4.10	4.09	4.09	4.12	4.59	4.59	4.58	4.61	5.14	5.14	5.13	5.16	5.14	5.14	5.13	5.16	5.79	5.78	5.78	5.81	5.81
	Amps	12.7	12.7	12.7	12.8	14.6	14.6	14.6	14.7	16.7	16.7	16.6	16.8	18.9	18.9	18.9	19.0	21.5	21.5	21.4	21.6	21.5	21.5	21.4	21.6	24.4	24.4	24.4	24.5	24.5
2250	MBh	61.5	62.3	64.1	66.7	61.0	61.8	63.5	66.2	59.5	60.3	62.0	64.7	56.9	57.7	59.5	62.1	53.8	54.6	56.3	58.9	53.8	54.6	56.3	58.9	50.9	51.7	53.4	56.1	56.1
	S/T	1.00	0.97	0.83	0.69	1.00	1.00	0.84	0.70	1.00	1.00	0.86	0.72	1.00	1.00	0.88	0.74	1.00	1.00	0.90	0.77	1.00	1.00	0.90	0.77	1.00	1.00	1.00	0.82	0.82
	ΔT	29	27	24	20	29	27	24	20	29	27	24	20	29	27	24	20	29	27	23	20	29	27	23	20	30	28	25	21	21
	kW	3.25	3.25	3.24	3.3	3.66	3.66	3.65	3.7	4.12	4.11	4.10	4.1	4.61	4.61	4.60	4.6	5.16	5.16	5.15	5.2	5.16	5.16	5.15	5.2	5.81	5.80	5.80	5.8	5.8
	Amps	12.8	12.8	12.8	12.9	14.7	14.7	14.6	14.8	16.8	16.8	16.7	16.9	19.0	19.0	19.0	19.1	21.5	21.5	21.5	21.6	21.5	21.5	21.5	21.6	24.5	24.5	24.5	24.6	24.6

IDB: Entering Indoor Dry Bulb Temperature  
 High and low pressures are measured at the liquid and suction service valves.  
 Shaded area reflects AHRI Rating Conditions.  
 kW = Total system power  
 Amps = Outdoor unit amps (compressor + fan)

HEATING DATA

ALZS4BA1810A\*+AMST24BU1300A\*

	OUTDOOR AMBIENT TEMPERATURE																
	65	60	55	50	47	45	40	35	30	25	20	17	15	10	5	0	-5
MBh	22.71	21.22	19.76	18.32	17.40	16.71	14.98	13.38	12.08	11.11	10.39	10.00	9.51	8.27	7.04	5.81	4.57
T/R	32.62	30.78	28.93	27.09	25.99	24.96	22.37	19.98	18.03	16.59	15.51	14.93	14.20	12.36	10.51	8.67	6.83
KW	1.44	1.42	1.39	1.36	1.34	1.33	1.30	1.27	1.25	1.22	1.19	1.17	1.16	1.13	1.10	1.08	1.05
AMPS	5.3	5.2	5.0	4.9	4.9	4.8	4.7	4.6	4.4	4.3	4.2	4.1	4.1	3.9	3.8	3.7	3.6
COP	4.61	4.39	4.17	3.95	3.80	3.68	3.37	3.08	2.84	2.67	2.56	2.50	2.40	2.14	1.87	1.58	1.28

ALZS4BA2410A\*+ AMST24BU1300A\*

	OUTDOOR AMBIENT TEMPERATURE																
	65	60	55	50	47	45	40	35	30	25	20	17	15	10	5	0	-5
MBh	28.50	26.68	24.89	23.13	22.00	21.17	19.06	17.11	15.52	14.34	13.47	13.00	12.40	10.90	9.40	7.90	6.40
T/R	32.95	31.15	29.34	27.54	26.46	25.46	22.93	20.58	18.66	17.24	16.19	15.63	14.91	13.11	11.30	9.50	7.69
KW	1.80	1.77	1.74	1.71	1.70	1.69	1.66	1.63	1.60	1.57	1.54	1.52	1.51	1.48	1.45	1.43	1.40
AMPS	6.6	6.5	6.4	6.2	6.2	6.1	6.0	5.9	5.7	5.6	5.5	5.4	5.4	5.2	5.1	5.0	4.9
COP	4.64	4.41	4.19	3.95	3.80	3.68	3.37	3.08	2.84	2.68	2.56	2.50	2.40	2.15	1.89	1.62	1.34

ALZS4BA3010A\*+AMST30BU1300A\*

	OUTDOOR AMBIENT TEMPERATURE																
	65	60	55	50	47	45	40	35	30	25	20	17	15	10	5	0	-5
MBh	36.98	34.64	32.33	30.06	28.60	27.54	24.82	22.30	20.24	18.72	17.60	17.00	16.23	14.29	12.36	10.43	8.49
T/R	31.06	29.38	27.69	26.00	24.98	24.05	21.68	19.48	17.68	16.35	15.38	14.85	14.17	12.49	10.80	9.11	7.42
KW	2.24	2.22	2.19	2.16	2.15	2.14	2.11	2.09	2.06	2.03	2.01	1.99	1.98	1.96	1.93	1.90	1.88
AMPS	8.1	8.0	7.8	7.7	7.7	7.6	7.5	7.4	7.3	7.2	7.1	7.0	6.9	6.8	6.7	6.6	6.5
COP	4.83	4.58	4.32	4.07	3.90	3.77	3.44	3.13	2.88	2.70	2.57	2.50	2.40	2.14	1.88	1.60	1.33

ALZS4BA3610A\*+AMST36CU1300A\*

	OUTDOOR AMBIENT TEMPERATURE																
	65	60	55	50	47	45	40	35	30	25	20	17	15	10	5	0	-5
MBh	44.76	42.03	39.34	36.70	35.00	33.77	30.66	27.73	25.33	23.57	22.29	21.60	20.71	18.47	16.24	14.01	11.77
T/R	33.78	32.02	30.27	28.52	27.47	26.52	24.06	21.76	19.88	18.49	17.49	16.95	16.25	14.50	12.74	10.99	9.24
KW	2.92	2.88	2.84	2.80	2.77	2.76	2.72	2.68	2.64	2.60	2.56	2.53	2.52	2.48	2.44	2.40	2.36
AMPS	10.8	10.6	10.5	10.3	10.2	10.1	9.9	9.8	9.6	9.4	9.2	9.1	9.1	8.9	8.7	8.5	8.4
COP	4.50	4.28	4.07	3.85	3.70	3.59	3.31	3.04	2.82	2.66	2.56	2.50	2.41	2.19	1.95	1.71	1.46

**ALZS4BA4210A\*+AMST42CU1300A\***

	OUTDOOR AMBIENT TEMPERATURE																
	65	60	55	50	47	45	40	35	30	25	20	17	15	10	5	0	-5
MBh	50.50	47.42	44.40	41.42	<b>39.50</b>	38.11	34.61	31.31	28.60	26.62	25.18	24.40	23.39	20.88	18.36	15.84	13.33
T/R	33.56	31.82	30.08	28.34	27.30	26.35	23.92	21.63	19.76	18.39	17.40	16.86	16.16	14.43	12.69	10.95	9.21
KW	2.99	2.98	2.98	2.97	<b>2.97</b>	2.97	2.96	2.95	2.95	2.94	2.93	2.93	2.93	2.92	2.92	2.91	2.90
AMPS	10.9	10.9	10.8	10.8	10.8	10.8	10.7	10.7	10.7	10.7	10.6	10.6	10.6	10.6	10.6	10.5	10.5
COP	4.95	4.66	4.37	4.08	3.90	3.77	3.43	3.11	2.84	2.65	2.51	2.44	2.34	2.09	1.85	1.60	1.35

**ALZS4BA4810A\*+AMST48CU1300A\***

	OUTDOOR AMBIENT TEMPERATURE																
	65	60	55	50	47	45	40	35	30	25	20	17	15	10	5	0	-5
MBh	59.20	55.50	51.87	48.30	<b>46.00</b>	44.34	40.09	36.12	32.88	30.49	28.74	27.80	26.59	23.55	20.52	17.49	14.45
T/R	29.28	27.72	26.16	24.60	23.66	22.81	20.62	18.58	16.91	15.68	14.78	14.30	13.68	12.12	10.56	8.99	7.43
KW	4.09	3.89	3.69	3.49	<b>3.37</b>	3.29	3.09	2.89	2.70	2.50	2.30	2.18	2.10	1.90	1.70	1.50	1.30
AMPS	14.9	14.0	13.2	12.3	11.8	11.5	10.6	9.7	8.9	8.0	7.1	6.6	6.3	5.4	4.5	3.7	2.8
COP	4.25	4.19	4.12	4.06	4.00	3.95	3.80	3.66	3.58	3.58	3.67	3.74	3.71	3.63	3.53	3.41	3.25

**ALZS4BA6010A\*+AMST60DU1300A\***

	OUTDOOR AMBIENT TEMPERATURE																
	65	60	55	50	47	45	40	35	30	25	20	17	15	10	5	0	-5
MBh	73.01	68.53	64.12	59.79	<b>57.00</b>	54.98	49.87	45.06	41.13	38.24	36.13	35.00	33.53	29.87	26.20	22.53	18.87
T/R	36.11	34.23	32.34	30.45	29.32	28.30	25.66	23.18	21.16	19.67	18.59	18.00	17.25	15.36	13.48	11.59	9.70
KW	4.42	4.34	4.26	4.18	<b>4.14</b>	4.10	4.03	3.95	3.87	3.79	3.71	3.66	3.63	3.55	3.47	3.40	3.32
AMPS	16.4	16.0	15.7	15.3	15.1	15.0	14.6	14.3	14.0	13.6	13.3	13.1	12.9	12.6	12.3	11.9	11.6
COP	4.84	4.63	4.41	4.19	4.04	3.93	3.63	3.35	3.12	2.96	2.85	2.80	2.71	2.46	2.21	1.94	1.67

Calculations are based on nominal CFM and 70 °F indoor dry bulb.

Amps = Outdoor unit amps (comp.+fan)

Note: Shaded area is AHRI Rating Conditions at 47°F outdoor ambient temperature

kW = Total system power

PERFORMANCE DATA

ALZS4BA1810A*+AMST24BU1300A*				
CONDITIONS: 80 °F IBD, 67 °F IWB @ 620 CFM				
OUTDOOR TEM. ° F.	TOTAL BTU/H	SENSIBLE BTU/H	LATENT BTU/H	TOTAL WATTS
75	19,300	14,090	5,210	1,180
80	19,060	14,155	4,905	1,245
85	18,820	14,220	4,600	1,310
90	18,410	14,085	4,325	1,380
<b>95</b>	<b>17,000</b>	<b>12,600</b>	<b>4,400</b>	<b>1,430</b>
100	17,495	13,755	3,740	1,530
105	16,990	13,560	3,430	1,610
110	16,535	14,820	1,715	1,705
115	16,080	16,080	0	1,800
TVA CONDITIONS @ 95° OD DB, 75° ID DB 63° ID WB				
95°	17,360	13,640	3,720	1,450

ALZS4BA4210A*+AMST42CU1300A*				
CONDITIONS: 80 °F IBD, 67 °F IWB @ 1340 CFM				
OUTDOOR TEM. ° F.	TOTAL BTU/H	SENSIBLE BTU/H	LATENT BTU/H	TOTAL WATTS
75	42,890	30,700	12,190	2,600
80	42,360	30,845	11,515	2,750
85	41,830	30,990	10,840	2,900
90	40,915	30,700	10,215	3,060
<b>95</b>	<b>22,600</b>	<b>16,500</b>	<b>6,100</b>	<b>1,900</b>
100	38,885	29,980	8,905	3,400
105	37,770	29,550	8,220	3,580
110	36,750	29,670	7,080	3,795
115	35,730	29,790	5,940	4,010
TVA CONDITIONS @ 95° OD DB, 75° ID DB 63° ID WB				
95°	38,570	29,720	8,850	3,230

ALZS4BA2410A*+AMST24BU1300A*				
CONDITIONS: 80 °F IBD, 67 °F IWB @ 770 CFM				
OUTDOOR TEM. ° F.	TOTAL BTU/H	SENSIBLE BTU/H	LATENT BTU/H	TOTAL WATTS
75	25,520	17,950	7,570	1,540
80	25,205	18,035	7,170	1,630
85	24,890	18,120	6,770	1,720
90	24,345	17,950	6,395	1,820
<b>95</b>	<b>28,200</b>	<b>21,150</b>	<b>7,050</b>	<b>2,370</b>
100	23,135	17,530	5,605	2,030
105	22,470	17,280	5,190	2,140
110	21,865	17,350	4,515	2,270
115	21,260	17,420	3,840	2,400
TVA CONDITIONS @ 95° OD DB, 75° ID DB 63° ID WB				
95°	22,950	17,380	5,570	1,920

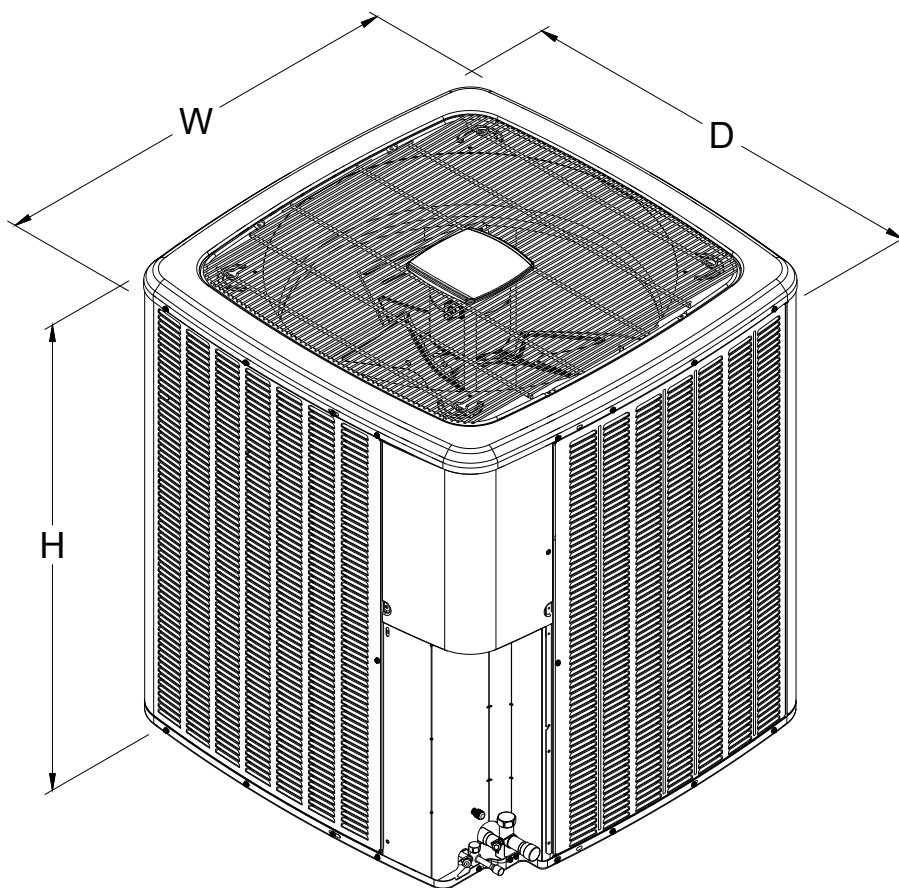
ALZS4BA4810A*+AMST48CU1300A*				
CONDITIONS: 80 °F IBD, 67 °F IWB @ 1600 CFM				
OUTDOOR TEM. ° F.	TOTAL BTU/H	SENSIBLE BTU/H	LATENT BTU/H	TOTAL WATTS
75	49,380	36,810	12,570	2,950
80	48,775	36,965	11,810	3,125
85	48,170	37,120	11,050	3,300
90	47,130	36,770	10,360	3,490
<b>95</b>	<b>34,400</b>	<b>24,500</b>	<b>9,900</b>	<b>2,890</b>
100	44,820	35,895	8,925	3,890
105	43,550	35,370	8,180	4,100
110	42,390	35,490	6,900	4,350
115	41,230	35,610	5,620	4,600
TVA CONDITIONS @ 95° OD DB, 75° ID DB 63° ID WB				
95°	44,470	35,590	8,890	3,680

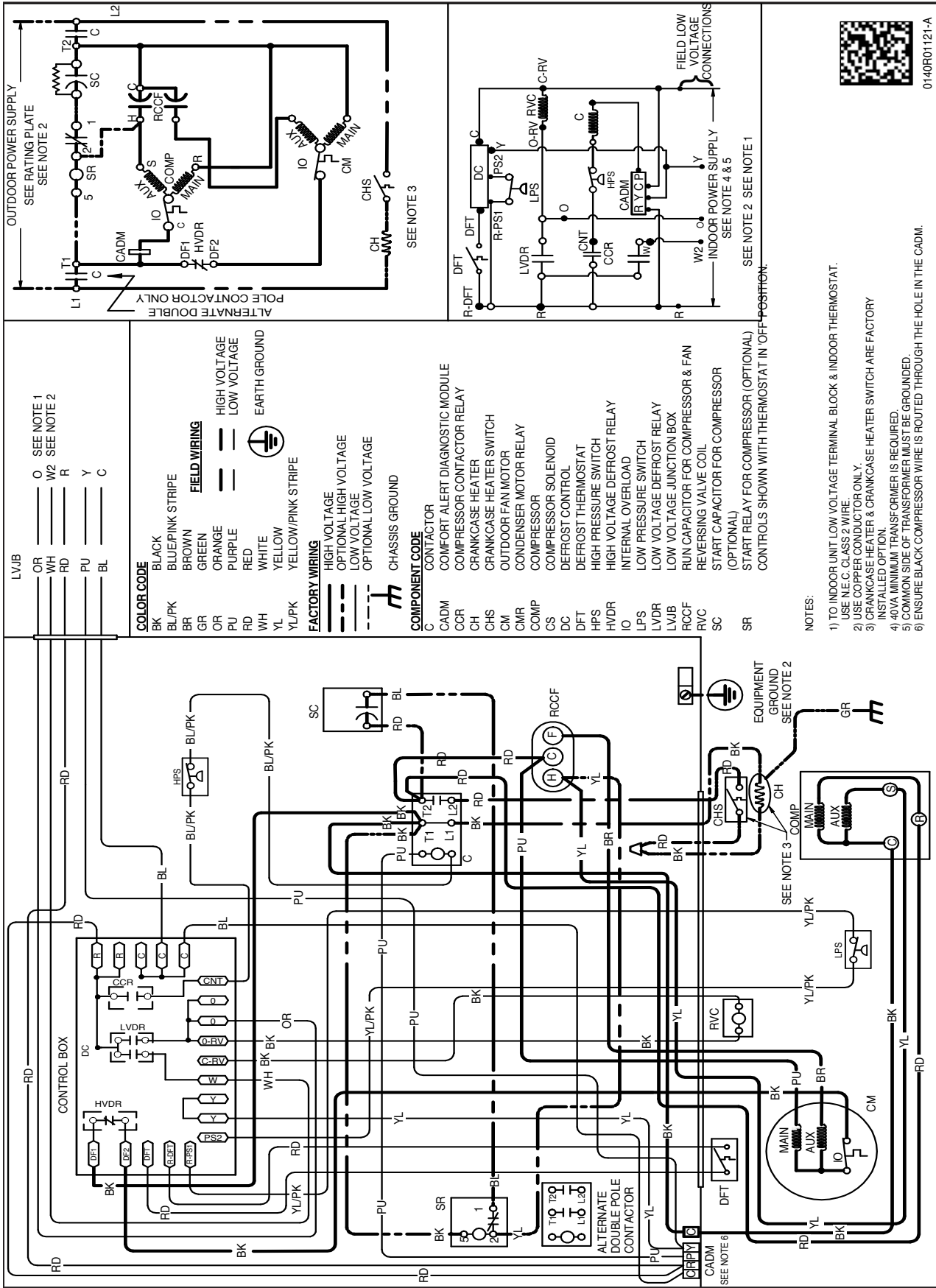
ALZS4BA3010A*+AMST30BU1300A*				
CONDITIONS: 80 °F IBD, 67 °F IWB @ 1060 CFM				
OUTDOOR TEM. ° F.	TOTAL BTU/H	SENSIBLE BTU/H	LATENT BTU/H	TOTAL WATTS
75	30,670	23,190	7,480	1,860
80	30,290	23,300	6,990	1,965
85	29,910	23,410	6,500	2,070
90	29,255	23,190	6,065	2,190
<b>95</b>	<b>40,000</b>	<b>29,650</b>	<b>10,350</b>	<b>3,360</b>
100	27,800	22,645	5,155	2,440
105	27,000	22,320	4,680	2,570
110	26,270	22,415	3,855	2,720
115	25,540	22,510	3,030	2,870
TVA CONDITIONS @ 95° OD DB, 75° ID DB 63° ID WB				
95°	27,580	22,450	5,130	2,310

ALZS4BA6010A*+AMST60DU1300A*				
CONDITIONS: 80 °F IBD, 67 °F IWB @ 2000 CFM				
OUTDOOR TEM. ° F.	TOTAL BTU/H	SENSIBLE BTU/H	LATENT BTU/H	TOTAL WATTS
75	61,380	44,650	16,730	3,620
80	60,630	44,835	15,795	3,850
85	59,880	45,020	14,860	4,080
90	58,590	44,590	14,000	4,325
<b>95</b>	<b>45,500</b>	<b>32,800</b>	<b>12,700</b>	<b>3,820</b>
100	55,720	43,530	12,190	4,845
105	54,140	42,900	11,240	5,120
110	52,700	43,040	9,660	5,445
115	51,260	43,180	8,080	5,770
TVA CONDITIONS @ 95° OD DB, 75° ID DB 63° ID WB				
95°	55,280	43,160	12,130	4,580

ALZS4BA3610A*+AMST36CU1300A*				
CONDITIONS: 80 °F IBD, 67 °F IWB @ 1190 CFM				
OUTDOOR TEM. ° F.	TOTAL BTU/H	SENSIBLE BTU/H	LATENT BTU/H	TOTAL WATTS
75	58,950	43,700	15,250	3,830
80	58,250	43,150	15,100	4,070
85	57,500	42,600	14,900	4,310
90	56,250	41,700	14,550	4,570
<b>95</b>	<b>55,000</b>	<b>40,750</b>	<b>14,250</b>	<b>4,820</b>
100	53,500	39,600	13,900	5,110
105	51,950	38,450	13,500	5,400
110	50,550	37,450	13,100	5,740
115	49,100	36,400	12,700	6,070
TVA Conditions @ 95° OD DB, 75° ID DB 63° ID WB				
95°	53,050	40,850	12,200	4,830

MODEL	DIMENSIONS		
	W"	D"	H"
ALZS4BA1810A*	29	29	32½
ALZS4BA2410A*	29	29	32½
ALZS4BA3010A*	29	29	39½
ALZS4BA3610A*	35½	35½	35¾
ALZS4BA4210A*	35½	35½	35¾
ALZS4BA4810A*	35½	35½	36½
ALZS4BA6010A*	35½	35½	41¾





0140R01121-A

**WARNING**

**High Voltage:** Disconnect all power before servicing or installing this unit. Multiple power sources may be present. Failure to do so may cause property damage, personal injury, or death.

Wiring is subject to change. Always refer to the wiring diagram or the unit for the most up-to-date wiring.

MODEL	DESCRIPTION	ALZS4BA 1810*	ALZS4BA 2410*	ALZS4BA 3010*	ALZS4BA 3610*	ALZS4BA 4210*	ALZS4BA 4810*	ALZS4BA 6010*
ABK-20	Anchor Bracket Kit ◊	X	X	X	X	X	X	X
ASC01A	Anti-Short Cycle Kit	X	X	X	X	X	X	
CSR-U-1	Hard-start Kit	X	X	X	X			
CSR-U-2	Hard-start Kit					X	X	X
CSR-U-3	Hard-start Kit						X	X
FSK01A <sup>1</sup>	Freeze Protection Kit	X	X	X	X	X	X	X
LSK02A	Liquid Line Solenoid Kit	X	X	X	X	X	X	X
LAKT01	Low-Ambient Kit	X	X	X	X	X	X	X
OT18-60A <sup>2</sup>	Outdoor Thermostat w/ Lockout Stat	X	X	X	X	X	X	X

◊ Contains 20 brackets; four brackets needed to anchor unit to pad

<sup>1</sup> Installed on indoor coil

<sup>2</sup> Required for heat pump applications where ambient temperatures fall below 0°F with 50% or higher relative humidity.

**All AHRI system ratings are accessible in the System Configurator tool via PartnerLink.**

