

APGM3/APUM3

R-32 PACKAGED GAS / ELECTRIC UNITS
UP TO 13.4 SEER2 / 81% AFUE
2 TO 5 TONS



R32

Contents

Nomenclature.....	2
Product Specifications.....	3
Expanded Cooling Data.....	6
Airflow Data.....	20
Dimensions.....	24
Wiring Diagrams.....	26
Accessories.....	29

Standard Features

- Heavy-duty stainless-steel heat exchanger
- Energy-efficient scroll compressor
- Multi-speed ECM indoor blower motor
- All-aluminum evaporator coil
- Compressor sound blanket
- Power-assisted combustion
- Direct spark ignition system includes a microprocessor-based control for the entire ignition sequence, all blower operation, and all safety circuits complete with self-diagnostics
- All models comply with California Low NOx standards (40ng/J NOx)
- APGM3 models comply with California Low NOx standards (40ng/J NOx), but are not eligible for installation in California's South Coast Air Quality Management District (SCAQMD), San Joaquin Valley Air Pollution Control District (SJVAPCD), or Bay Area Air Quality Management District (BAAQMD).
- APUM3 models comply with the SCAQMD Rule 1111, the SJVAPCD Rule 4905, and the BAAQMD Rule 9-4 14 ng/J NOx emission limit.
- AHRI Certified; UL Listed

Cabinet Features

- High-quality UV-resistant powder-paint finish
- Aluminum foil-facing internal insulation reinforced with fiberglass scrim
- Horizontal or downflow application
- Convenient access panels
- One roof curb fits all units
- Fully insulated cabinet
- Bottom, 2" high base rails for easier handling
- One footprint for all tonnages



COMPANY WITH
 QUALITY SYSTEM
 CERTIFIED BY DNV GL
 = ISO 9001 =

COMPANY WITH
 ENVIRONMENTAL SYSTEM
 CERTIFIED BY DNV GL
 = ISO 14001 =

* Complete warranty details available from your local dealer or at www.amana-hac.com. To receive the Lifetime Heat Exchanger Limited Warranty (good for as long as you own your home), and 10-Year Parts Limited Warranty, online registration must be completed within 60 days of installation. Online registration and some of the additional requirements are not required in Florida, California, or Québec. The duration of warranty coverage in Texas and Florida differs in some cases. Other limitations and exclusions apply; refer to complete warranty details for a full list of limitations and exclusions.

NOMENCLATURE

	A	P	G	M	3	36	080	3	1	A	A	
	1	2	3	4	5	6,7	8,9,10	11	12	13	14	
Brand A- Amana												Minor Revision A
Product Category P Packaged Unit												Major Revision A
Unit Type G Gas/ Electric D - Dual Fuel U - Ultra Low NOx												Electrical 1 - 208/230V single-phase, 60 Hz 3 - 208/230 V,3 Phase, 60 Hz
Airflow M Multi-position												Refrigerant 3 - R-32
Efficiency 3 13.4 SEER2 5 15.2 SEER2												Heat Input 040 40 MBTU/H 080 80 MBTU/H 120 120 MBTU/H 060 60 MBTU/H 100 100 MBTU/H
												Tonnage Nominal 24 - 2 tons 42 - 3½ tons 30 - 2½ tons 48 - 4 tons 36 - 3 tons 60 - 5 tons

	APGM3 2404031	APGM3 2406031	APGM3 3004031	APGM3 3006031	APGM33 604031
COOLING CAPACITY					
Total BTU/h	22,800	22,800	28,600	28,600	33,800
Sensible BTU/h	18,206	18,206	22,637	22,637	26,347
SEER2	13.4	13.4	13.4	13.4	13.4
EER2	10.6	10.6	10.6	10.6	10.6
Decibels	78	78	76	76	76
HEATING CAPACITY					
Input BTU/h	40,000	60,000	40,000	60,000	40,000
Output BTU/h	32,400	48,600	32,400	48,600	32,400
AFUE	81	81	81	81	81
Temperature Rise Range	25-55	30-60	25-55	30-60	25-55
No. of Burners	2	3	2	3	2
EVAPORATOR MOTOR					
Type	ECM	ECM	ECM	ECM	ECM
Wheel (D x W)	10" x 8"	10" x 8"	10" x 8"	10" x 8"	10" x 9"
Indoor Nominal CFM	760	760	1,000	1,000	1,150
No. of Speeds	5	5	5	5	5
Indoor Blower FLA	3.8	3.8	3.8	3.8	3.8
Horsepower	1/2	1/2	1/2	1/2	1/2
EVAPORATOR COIL					
Face Area (ft ²)	4.35	4.35	4.35	4.35	4.35
Rows Deep/Fins per Inch	3/14	3/14	3/14	3/14	4/14
Piston Size (Cooling)	0.047	0.047	0.053	0.053	0.055
Drain Size (NPT)	3/4"	3/4"	3/4"	3/4"	3/4"
Refrigerant Charge (oz.)	59	59	57	57	75
CONDENSER FAN / COIL					
Outdoor Fan FLA	0.95	0.95	1.4	1.4	1.4
Horsepower	1/6	1/6	1/4	1/4	1/4
Blade Diameter	22"	22"	22"	22"	22"
Outdoor Nominal CFM	2,434	2,434	2,793	2,793	2,617
Face Area (ft ²)	12.3	12.3	12.3	12.3	11.13
Rows Deep/Fins per Inch	1/24	1/24	1/24	1/24	2/27
COMPRESSOR					
Type	Scroll	Scroll	Scroll	Scroll	Scroll
Stage	1	1	1	1	1
RLA	10.2	10.2	12.8	12.8	13.4
LRA	59.3	59.3	76.0	76.0	83.3
ELECTRICAL DATA					
Voltage (Frequency 60Hz)	208/230	208/230	208/230	208/230	208/230
Phase	1	1	1	1	1
Min. Circuit Ampacity	17.6	17.6	21.2	21.2	22
Max. Overcurrent Protection	25	25	30	30	35
OPERATING / SHIP WEIGHTS (LBS)					
	370 / 380	370 / 380	380 / 410	380 / 410	400 / 410

¹ Wire size should be determined in accordance with National Electrical Codes. Extensive wire runs will require larger wire sizes.

² Must use time-delay fuses or HACR-type circuit breakers of the same size as noted.

NOTES

- Always check the S&R plate for electrical data on the unit being installed.

PRODUCT SPECIFICATIONS

	APGM3 3606031	APGM3 3608031	APGM3 4206031	APGM3 4208031	APGM3 4806031
COOLING CAPACITY					
Total BTU/h	26,347	26,347	29,621	29,621	35,696
Sensible BTU/h	13.4	13.4	13.4	13.4	13.4
SEER2	10.6	10.6	10.6	10.6	10.6
EER2	76	76	78	78	79
Decibels					
HEATING CAPACITY					
Input BTU/h	60,000	80,000	60,000	80,000	60,000
Output BTU/h	48,600	64,800	48,600	64,800	48,600
AFUE	81	81	81	81	81
Temperature Rise Range	30-60	30-60	30-60	30-60	30-60
No. of Burners	3	4	3	4	3
EVAPORATOR MOTOR					
Type	ECM	ECN	ECN	ECN	ECN
Wheel (D x W)	10" x 9"	10" x 9"	11" x 10"	11" x 10"	11" x 10"
Indoor Nominal CFM	1150	1150	1,250	1,250	1,525
No. of Speeds	5	5	5	5	5
Indoor Blower FLA	3.8	3.8	5.4	5.4	5.4
Horsepower	1/2	1/2	3/4	3/4	3/4
EVAPORATOR COIL					
Face Area (ft ²)	4.35	4.35	5.68	5.68	5.68
Rows Deep/Fins per Inch	4/14	4/14	4/14	4/14	4/14
Piston Size (Cooling)	0.055	0.055	0.061	0.061	0.065
Drain Size (NPT)	¾"	¾"	¾"	¾"	¾"
Refrigerant Charge (oz.)	75	75	79	79	89
CONDENSER FAN / COIL					
Outdoor Fan FLA	1.4	1.4	1.4	1.4	2.0
Horsepower	1/4	1/4	1/4	1/4	1/3
Blade Diameter	22"	22"	22"	22"	22"
Outdoor Nominal CFM	2,617	2,617	2,874	2,874	3,005
Face Area (ft ²)	11.13	11.13	15.36	15.36	8.81
Rows Deep/Fins per Inch	2/27	2/27	1/24	1/24	2/27
COMPRESSOR					
Type	Scroll	Scroll	Scroll	Scroll	Scroll
Stage	1	1	1	1	1
RLA	13.4	13.4	14.4	14.4	19.4
LRA	83.3	83.3	112	112	128
ELECTRICAL DATA					
Voltage (Frequency 60Hz)	208/230	208/230	208/230	208/230	208/230
Phase	1	1	1	1	1
Min. Circuit Ampacity	22	22	24.8	24.8	31.6
Max. Overcurrent Protection	35	35	35	35	50
	400 / 410	400 / 410	460 / 470	460 / 470	450 / 460
OPERATING / SHIP WEIGHTS (LBS)					
	400 / 410	400 / 410	460 / 470	460 / 470	450 / 460

¹ Wire size should be determined in accordance with National Electrical Codes. Extensive wire runs will require larger wire sizes.

² Must use time-delay fuses or HACR-type circuit breakers of the same size as noted.

NOTES

- Always check the S&R plate for electrical data on the unit being installed.

	APGM3 4808031	APGM3 4810031	APGM3 6008031	APGM3 6010031	APGM3 6012031
COOLING CAPACITY					
Total BTU/h	46,000	46,000	56,000	56,000	56,000
Sensible BTU/h	35,696	35,696	41,944	41,944	41,944
SEER2	13.4	13.4	13.4	13.4	13.4
EER2	10.6	10.6	10.6	10.6	10.6
Decibels	79	79	81	81	81
HEATING CAPACITY					
Input BTU/h	80,000	100,000	80,000 / 64,800	100,000 / 81,000	120,000 / 97,200
Output BTU/h	64,800	81,000	60,000 / 48,600	75,000 / 60,750	90,000 / 72,900
AFUE	81	81	81	81	81
Temperature Rise Range	30-60	35-65	30-60	35-65	35-65
No. of Burners	4	5	4	5	6
EVAPORATOR MOTOR					
Type	ECN	ECM	ECM	ECM	ECM
Wheel (D x W)	11" x 10"	11" x 10"	11" x 10"	11" x 10"	11" x 10"
Indoor Nominal CFM	1525	1525	1,700	1,700	1,700
No. of Speeds	5	5	5	5	5
Indoor Blower FLA	5.4	5.4	7.0	7.0	7.0
Horsepower	3/4	3/4	1.0	1.0	1.0
EVAPORATOR COIL					
Face Area (ft ²)	5.68	5.68	5.68	5.68	5.68
Rows Deep/Fins per Inch	4/14	4/14	4/14	4/14	4/14
Piston Size (Cooling)	0.065	0.065	TXV	TXV	TXV
Drain Size (NPT)	¾"	¾"	¾"	¾"	¾"
Refrigerant Charge (oz.)	89	89	78	78	78
CONDENSER FAN / COIL					
Outdoor Fan FLA	2.0	2.0	2	2	2
Horsepower	1/3	1/3	1/3	1/3	1/3
Blade Diameter	22"	22"	22"	22"	22"
Outdoor Nominal CFM	3,005	3,005	2,975	2,975	2,975
Face Area (ft ²)	8.81	8.81	8.81	8.81	8.81
Rows Deep/Fins per Inch	2/27	2/27	2/27	2/27	2/27
COMPRESSOR					
Type	Scroll	Scroll	Scroll	Scroll	Scroll
Stage	1	1	2	2	2
RLA	19.4	19.4	27.10	27.10	27.10
LRA	128	128	178	178	178
ELECTRICAL DATA					
Voltage (Frequency 60Hz)	208/230	208/230	208/230	208/230	208/230
Phase	1	1	1	1	1
Min. Circuit Ampacity	31.6	31.6	42.8	42.8	42.8
Max. Overcurrent Protection	50	50	60	60	60
OPERATING / SHIP WEIGHTS (LBS)					
	450 / 460	450 / 460	500 / 510	500 / 510	500 / 510

¹ Wire size should be determined in accordance with National Electrical Codes. Extensive wire runs will require larger wire sizes.

² Must use time-delay fuses or HACR-type circuit breakers of the same size as noted.

NOTES

- Always check the S&R plate for electrical data on the unit being installed.

PRODUCT SPECIFICATIONS

	APUM3 2404031	APUM3 3006031	APUM3 3606031
COOLING CAPACITY			
Total BTU/h	22,800	28,600	33,800
Sensible BTU/h	18,206	22,637	26,347
SEER2	13.4	13.4	13.4
EER2	10.6	10.6	10.6
Decibels	78	76	76
HEATING CAPACITY			
Input BTU/h	40,000	60,000	60,000
Output BTU/h	32,400	48,600	48,600
AFUE	81	81	81
Temperature Rise Range	25-55	30-60	30-60
No. of Burners	2	3	3
EVAPORATOR MOTOR			
Type	ECM	ECM	ECM
Wheel (D x W)	10" x 8"	10" x 8"	10" x 9"
Indoor Nominal CFM	760	1,000	1150
No. of Speeds	5	5	5
Indoor Blower FLA	3.8	3.8	3.8
Horsepower	1/2	1/2	1/2
EVAPORATOR COIL			
Face Area (ft ²)	4.35	4.35	4.35
Rows Deep/Fins per Inch	3/14	3/14	4/14
Piston Size (Cooling)	0.047	0.053	0.055
Drain Size (NPT)	3/4"	3/4"	3/4"
Refrigerant Charge (oz.)	59	57	75
CONDENSER FAN / COIL			
Outdoor Fan FLA	0.95	1.4	1.4
Horsepower	1/6	1/4	1/4
Blade Diameter	22"	22"	22"
Outdoor Nominal CFM	2,434	2,793	2,617
Face Area (ft ²)	12.3	12.3	11.13
Rows Deep/Fins per Inch	1/24	1/24	2/27
COMPRESSOR			
Type	Scroll	Scroll	Scroll
Stage	1	1	1
RLA	10.2	12.8	13.4
LRA	59.3	76.0	83.3
ELECTRICAL DATA			
Voltage (Frequency 60Hz)	208/230	208/230	208/230
Phase	1	1	1
Min. Circuit Ampacity	17.6	21.2	22
Max. Overcurrent Protection	25	30	35
OPERATING / SHIP WEIGHTS (LBS)			
	370 / 380	380 / 410	400 / 410

¹ Wire size should be determined in accordance with National Electrical Codes. Extensive wire runs will require larger wire sizes.

² Must use time-delay fuses or HACR-type circuit breakers of the same size as noted.

NOTES

- Always check the S&R plate for electrical data on the unit being installed.

	APUM3 4208031	APUM3 4808031	APUM3 6008031
COOLING CAPACITY			
Total BTU/h	39,000	46,000	56,000
Sensible BTU/h	29,621	35,696	41,944
SEER2	13.4	13.4	13.4
EER2	10.6	10.6	10.6
Decibels	78	79	81
HEATING CAPACITY			
Input BTU/h	80,000	80,000	80,000 / 64,800
Output BTU/h	64,800	64,800	60,000 / 48,600
AFUE	81	81	81
Temperature Rise Range	30-60	30-60	30-60
No. of Burners	4	4	4
EVAPORATOR MOTOR			
Type	ECN	ECN	ECM
Wheel (D x W)	11" x 10"	11" x 10"	11" x 10"
Indoor Nominal CFM	1,250	1525	1,700
No. of Speeds	5	5	5
Indoor Blower FLA	5.4	5.4	7.0
Horsepower	3/4	3/4	1.0
EVAPORATOR COIL			
Face Area (ft ²)	5.68	5.68	5.68
Rows Deep/Fins per Inch	4/14	4/14	4/14
Piston Size (Cooling)	0.061	0.065	TXV
Drain Size (NPT)	3/4"	3/4"	3/4"
Refrigerant Charge (oz.)	79	89	78
CONDENSER FAN / COIL			
Outdoor Fan FLA	1.4	2.0	2
Horsepower	1/4	1/3	1/3
Blade Diameter	22"	22"	22"
Outdoor Nominal CFM	2,874	3,005	2,975
Face Area (ft ²)	15.36	8.81	8.81
Rows Deep/Fins per Inch	1/24	2/27	2/27
COMPRESSOR			
Type	Scroll	Scroll	Scroll
Stage	1	1	2
RLA	14.4	19.4	27.10
LRA	112	128	178
ELECTRICAL DATA			
Voltage (Frequency 60Hz)	208/230	208/230	208/230
Phase	1	1	1
Min. Circuit Ampacity	24.8	31.6	42.8
Max. Overcurrent Protection	35	50	60
OPERATING / SHIP WEIGHTS (LBS)	460 / 470	450 / 460	500 / 510

¹ Wire size should be determined in accordance with National Electrical Codes. Extensive wire runs will require larger wire sizes.

² Must use time-delay fuses or HACR-type circuit breakers of the same size as noted.

NOTES

- Always check the S&R plate for electrical data on the unit being installed.

IDB	AIRFLOW	OUTDOOR AMBIENT TEMPERATURE																							
		65				75				85				95				105				115			
		59	63	67	71	59	63	67	71	59	63	67	71	59	63	67	71	59	63	67	71	59	63	67	71
70	MBh	23.3	23.6	24.3	-	23.1	23.4	24.1	-	22.5	22.8	23.5	-	21.4	21.8	22.5	-	20.2	20.5	21.2	-	19.0	19.3	20.0	-
	S/T	0.66	0.58	0.44	-	0.67	0.59	0.45	-	1.00	0.62	0.47	-	1.00	0.64	0.49	-	1.00	0.66	0.52	-	1.00	0.71	0.57	-
	ΔT	20.16	18.25	14.69	-	20.11	18.20	14.64	-	20.38	18.47	14.91	-	20.09	18.18	14.62	-	19.83	17.93	14.37	-	21.03	19.12	15.56	-
	kW	1.53	1.53	1.52	-	1.72	1.72	1.72	-	1.93	1.93	1.93	-	2.17	2.17	2.16	-	2.43	2.43	2.42	-	2.73	2.73	2.73	-
	Amps	6.17	6.16	6.15	-	7.05	7.04	7.03	-	8.03	8.03	8.01	-	9.10	9.09	9.07	-	10.28	10.28	10.26	-	11.68	11.67	11.66	-
	Hi PR	265	267	268	-	307	308	310	-	351	352	354	-	398	399	401	-	449	450	452	-	503	504	506	-
Lo PR	129	130	133	-	136	138	141	-	143	145	148	-	149	150	154	-	155	156	159	-	162	163	166	-	
760	MBh	23.5	23.8	24.5	-	23.3	23.6	24.3	-	22.7	23.0	23.7	-	21.6	22.0	22.7	-	20.4	20.7	21.4	-	19.2	19.5	20.2	-
	S/T	0.70	0.62	0.48	-	0.71	0.63	0.48	-	1.00	0.65	0.51	-	1.00	0.67	0.53	-	1.00	0.70	0.55	-	1.00	1.00	0.61	-
	ΔT	19.46	17.55	13.99	-	19.41	17.50	13.94	-	19.68	17.77	14.21	-	19.39	17.48	13.92	-	19.13	17.23	13.67	-	20.33	18.42	14.86	-
	kW	1.53	1.53	1.53	-	1.73	1.72	1.72	-	1.94	1.94	1.94	-	2.17	2.17	2.17	-	2.43	2.43	2.43	-	2.74	2.74	2.73	-
	Amps	6.20	6.19	6.17	-	7.08	7.07	7.05	-	8.06	8.05	8.04	-	9.12	9.12	9.10	-	10.31	10.31	10.29	-	11.71	11.70	11.68	-
	Hi PR	267	268	270	-	309	310	312	-	352	353	355	-	399	401	402	-	450	451	453	-	504	506	507	-
Lo PR	130	131	135	-	138	139	142	-	144	146	149	-	150	152	155	-	156	157	161	-	163	164	168	-	
900	MBh	24.1	24.4	25.1	-	23.9	24.2	24.9	-	23.3	23.6	24.3	-	22.2	22.5	23.2	-	20.9	21.3	22.0	-	19.8	20.1	20.8	-
	S/T	0.74	0.66	0.52	-	0.75	0.67	0.53	-	1.00	0.70	0.55	-	1.00	0.72	0.58	-	1.00	0.74	0.60	-	1.00	1.00	0.65	-
	ΔT	18.07	16.17	12.61	-	18.02	16.11	12.56	-	18.29	16.38	12.82	-	18.00	16.09	12.54	-	17.75	15.84	12.28	-	18.94	17.03	13.47	-
	kW	1.55	1.54	1.54	-	1.74	1.74	1.73	-	1.95	1.95	1.95	-	2.19	2.18	2.18	-	2.45	2.44	2.44	-	2.75	2.75	2.74	-
	Amps	6.25	6.24	6.23	-	7.13	7.12	7.11	-	8.11	8.11	8.09	-	9.18	9.17	9.16	-	10.37	10.36	10.35	-	11.76	11.75	11.74	-
	Hi PR	270	271	273	-	312	313	315	-	356	357	359	-	403	404	406	-	453	455	456	-	508	509	511	-
Lo PR	133	135	138	-	141	142	146	-	148	149	152	-	153	155	158	-	159	161	164	-	166	168	171	-	

70	MBh	23.3	23.6	24.3	25.4	23.1	23.4	24.1	25.2	22.5	22.8	23.5	24.6	21.5	21.8	22.5	23.5	20.2	20.5	21.2	22.3	19.0	19.4	20.0	21.1
	S/T	0.80	0.72	0.58	0.4	1.00	0.73	0.58	0.4	1.00	0.75	0.61	0.5	1.00	0.77	0.63	0.5	1.00	1.00	0.65	0.5	1.00	1.00	0.71	0.6
	ΔT	24.35	22.44	18.89	15.2	24.30	22.39	18.83	15.1	24.57	22.66	19.10	15.4	24.28	22.37	18.81	15.1	24.02	22.12	18.56	14.9	25.22	23.31	19.75	16.1
	kW	1.53	1.52	1.52	1.5	1.72	1.72	1.71	1.7	1.93	1.93	1.93	1.9	2.17	2.16	2.16	2.2	2.43	2.42	2.42	2.4	2.73	2.73	2.73	2.7
	Amps	6.16	6.16	6.14	6.2	7.04	7.04	7.02	7.1	8.03	8.02	8.00	8.1	9.09	9.08	9.07	9.1	10.28	10.27	10.26	10.3	11.67	11.67	11.65	11.7
	Hi PR	266	267	269	273.3	307	309	310	315.0	351	352	354	358.8	398	399	401	405.9	449	450	452	456.6	503	504	506	510.8
Lo PR	129	130	133	138.9	136	138	141	146.6	143	145	148	153.5	149	151	154	159.2	155	156	159	164.9	162	163	167	172.0	
760	MBh	23.5	23.8	24.5	25.6	23.3	23.6	24.3	25.4	22.7	23.0	23.7	24.8	21.7	22.0	22.7	23.7	20.4	20.7	21.4	22.5	19.2	19.6	20.2	21.3
	S/T	0.84	0.76	0.61	0.5	1.00	0.76	0.62	0.5	1.00	0.79	0.65	0.5	1.00	0.81	0.67	0.5	1.00	1.00	0.69	0.5	1.00	1.00	0.74	0.6
	ΔT	23.65	21.74	18.19	14.5	23.60	21.69	18.13	14.4	23.87	21.96	18.40	14.7	23.58	21.67	18.11	14.4	23.32	21.42	17.86	14.2	24.52	22.61	19.05	15.4
	kW	1.53	1.53	1.53	1.5	1.72	1.72	1.72	1.7	1.94	1.94	1.93	1.9	2.17	2.17	2.17	2.2	2.43	2.43	2.43	2.4	2.74	2.73	2.73	2.7
	Amps	6.19	6.18	6.17	6.2	7.07	7.06	7.05	7.1	8.05	8.05	8.03	8.1	9.12	9.11	9.10	9.2	10.31	10.30	10.28	10.4	11.70	11.69	11.68	11.7
	Hi PR	267	268	270	274.7	309	310	312	316.4	353	354	356	360.2	400	401	403	407.3	450	452	453	458.0	505	506	508	512.2
Lo PR	130	131	135	140.1	138	139	142	147.9	144	146	149	154.7	150	152	155	160.4	156	157	161	166.1	163	164	168	173.2	
900	MBh	24.1	24.4	25.1	26.2	23.9	24.2	24.9	26.0	23.3	23.6	24.3	25.3	22.2	22.6	23.2	24.3	20.9	21.3	22.0	23.0	19.8	20.1	20.8	21.9
	S/T	0.88	0.80	0.66	0.5	1.00	0.81	0.66	0.5	1.00	0.83	0.69	0.5	1.00	1.00	0.71	0.6	1.00	1.00	0.73	0.6	1.00	1.00	0.79	0.6
	ΔT	22.26	20.36	16.80	13.1	22.21	20.30	16.75	13.1	22.48	20.57	17.01	13.3	22.19	20.29	16.73	13.0	21.94	20.03	16.47	12.8	23.13	21.22	17.67	14.0
	kW	1.54	1.54	1.54	1.6	1.74	1.74	1.73	1.7	1.95	1.95	1.95	2.0	2.18	2.18	2.18	2.2	2.44	2.44	2.44	2.5	2.75	2.75	2.74	2.8
	Amps	6.25	6.24	6.22	6.3	7.13	7.12	7.10	7.2	8.11	8.10	8.09	8.2	9.17	9.17	9.15	9.2	10.36	10.35	10.34	10.4	11.76	11.75	11.73	11.8
	Hi PR	270	271	273	277.9	312	313	315	319.7	356	357	359	363.4	403	404	406	410.5	454	455	457	461.3	508	509	511	515.5
Lo PR	133	135	138	143.2	141	142	146	151.0	148	149	152	157.8	153	155	158	163.6	159	161	164	169.2	166	168	171	176.3	

IDB: Entering Indoor Dry Bulb Temperature
 High and low pressures are measured at the liquid and suction access fittings.
 Shaded area reflects ACCA (TVA) conditions.
 Amps: Unit amps (comp.+ evaporator + condenser fan motors)
 kW = Total system power

EXPANDED COOLING DATA — AP*M324***31 (CONT.)

IDB	OUTDOOR AMBIENT TEMPERATURE												105												115											
	65				75				85				95				105				115															
	AIRFLOW	59	63	67	71	59	63	67	71	59	63	67	71	59	63	67	71	59	63	67	71	59	63	67	71											
80	MBh	23.4	23.8	24.5	25.5	23.2	23.6	24.2	25.3	22.6	23.0	23.6	24.7	21.6	21.9	22.6	23.7	20.3	20.6	21.3	22.4	19.1	19.5	20.2	21.2											
	S/T	1.00	0.85	0.71	0.6	1.00	0.86	0.72	0.6	1.00	1.00	0.74	0.6	1.00	1.00	0.76	0.6	1.00	1.00	0.79	0.6	1.00	1.00	1.00	0.7											
	ΔT	28.57	26.66	23.10	19.4	28.52	26.61	23.05	19.4	28.79	26.88	23.32	19.6	28.50	26.59	23.03	19.3	28.24	26.34	22.78	19.1	29.44	27.53	23.97	20.3											
	kW	1.53	1.53	1.52	1.5	1.72	1.72	1.72	1.7	1.93	1.93	1.93	1.9	2.17	2.17	2.16	2.2	2.43	2.43	2.42	2.4	2.73	2.73	2.73	2.7											
	Amps	6.17	6.16	6.15	6.2	7.05	7.04	7.03	7.1	8.03	8.02	8.01	8.1	9.09	9.09	9.07	9.1	10.28	10.28	10.26	10.3	11.68	11.67	11.66	11.7											
	Hi PR	266	267	269	273.8	308	309	311	315.5	352	353	355	359.3	399	400	402	406.4	450	451	453	457.1	504	505	507	511.3											
	Lo PR	129	131	134	139.4	137	139	142	147.2	144	145	149	154.0	150	151	154	159.8	155	157	160	165.4	162	164	167	172.5											
	MBh	23.6	24.0	24.7	25.7	23.4	23.8	24.4	25.5	22.8	23.1	23.8	24.9	21.8	22.1	22.8	23.9	20.5	20.8	21.5	22.6	19.3	19.7	20.4	21.4											
	S/T	1.00	0.89	0.75	0.6	1.00	0.89	0.75	0.6	1.00	1.00	0.78	0.6	1.00	1.00	0.80	0.6	1.00	1.00	0.82	0.7	1.00	1.00	1.00	0.7											
	ΔT	27.87	25.96	22.40	18.7	27.82	25.91	22.35	18.7	28.09	26.18	22.62	18.9	27.80	25.89	22.33	18.6	27.54	25.64	22.08	18.4	28.74	26.83	23.27	19.6											
kW	1.53	1.53	1.53	1.5	1.73	1.72	1.72	1.7	1.94	1.94	1.94	2.0	2.17	2.17	2.17	2.2	2.43	2.43	2.43	2.4	2.74	2.74	2.73	2.7												
Amps	6.20	6.19	6.17	6.2	7.08	7.07	7.05	7.1	8.06	8.05	8.04	8.1	9.12	9.12	9.10	9.2	10.31	10.30	10.29	10.4	11.71	11.70	11.68	11.8												
Hi PR	268	269	271	275.2	309	310	312	316.9	353	354	356	360.7	400	401	403	407.8	451	452	454	458.5	505	506	508	512.7												
Lo PR	130	132	135	140.6	138	140	143	148.4	145	147	150	155.2	151	152	156	161.0	156	158	161	166.7	163	165	168	173.7												
MBh	24.2	24.5	25.2	26.3	24.0	24.3	25.0	26.1	23.4	23.7	24.4	25.5	22.3	22.7	23.4	24.4	21.1	21.4	22.1	23.1	19.9	20.2	20.9	22.0												
S/T	1.00	0.93	0.79	0.6	1.00	0.94	0.80	0.6	1.00	1.00	0.82	0.7	1.00	1.00	0.84	0.7	1.00	1.00	0.87	0.7	1.00	1.00	1.00	0.8												
ΔT	26.48	24.58	21.02	17.3	26.43	24.52	20.97	17.3	26.70	24.79	21.23	17.5	26.41	24.50	20.95	17.3	26.16	24.25	20.69	17.0	27.35	25.44	21.88	18.2												
kW	1.55	1.54	1.54	1.6	1.74	1.74	1.73	1.7	1.95	1.95	1.95	2.0	2.19	2.18	2.18	2.2	2.44	2.44	2.44	2.5	2.75	2.75	2.74	2.8												
Amps	6.25	6.24	6.23	6.3	7.13	7.12	7.11	7.2	8.11	8.11	8.09	8.2	9.18	9.17	9.16	9.2	10.37	10.36	10.34	10.4	11.76	11.75	11.74	11.8												
Hi PR	271	272	274	278.4	313	314	316	320.1	356	357	359	363.9	403	405	406	411.0	454	455	457	461.8	508	509	511	516.0												
Lo PR	134	135	138	143.8	141	143	146	151.6	148	150	153	158.4	154	155	159	164.2	160	161	164	169.8	167	168	171	176.9												
85	MBh	23.8	24.2	24.8	25.9	23.6	23.9	24.6	25.7	23.0	23.3	24.0	25.1	22.0	22.3	23.0	24.1	20.7	21.0	21.7	22.8	19.5	19.9	20.6	21.6											
	S/T	1.00	0.96	0.82	0.7	1.00	1.00	0.82	0.7	1.00	1.00	0.85	0.7	1.00	1.00	0.87	0.7	1.00	1.00	1.00	0.7	1.00	1.00	1.00	0.8											
	ΔT	32.31	30.41	26.85	23.2	32.26	30.35	26.79	23.1	32.53	30.62	27.06	23.4	32.24	30.33	26.78	23.1	31.99	30.08	26.52	22.8	33.18	31.27	27.71	24.0											
	kW	1.53	1.53	1.53	1.5	1.72	1.72	1.72	1.7	1.94	1.94	1.93	1.9	2.17	2.17	2.17	2.2	2.43	2.43	2.43	2.4	2.74	2.73	2.73	2.7											
	Amps	6.18	6.18	6.16	6.2	7.06	7.06	7.04	7.1	8.05	8.04	8.03	8.1	9.11	9.10	9.09	9.2	10.30	10.29	10.28	10.3	11.69	11.69	11.67	11.7											
	Hi PR	267	269	270	275.0	309	310	312	316.8	353	354	356	360.5	400	401	403	407.6	451	452	454	458.4	505	506	508	512.6											
	Lo PR	131	133	136	141.4	139	140	144	149.1	146	147	151	155.9	151	153	156	161.7	157	159	162	167.4	164	166	169	174.4											
	MBh	24.0	24.4	25.0	26.1	23.8	24.1	24.8	25.9	23.2	23.5	24.2	25.3	22.2	22.5	23.2	24.2	20.9	21.2	21.9	23.0	19.7	20.1	20.8	21.8											
	S/T	1.00	0.99	0.85	0.7	1.00	1.00	0.86	0.7	1.00	1.00	0.88	0.7	1.00	1.00	0.91	0.8	1.00	1.00	1.00	0.8	1.00	1.00	1.00	0.8											
	ΔT	31.61	29.71	26.15	22.5	31.56	29.65	26.09	22.4	31.83	29.92	26.36	22.7	31.54	29.63	26.08	22.4	31.29	29.38	25.82	22.1	32.48	30.57	27.01	23.3											
kW	1.54	1.54	1.53	1.5	1.73	1.73	1.72	1.7	1.94	1.94	1.94	2.0	2.18	2.18	2.17	2.2	2.44	2.43	2.43	2.4	2.74	2.74	2.74	2.8												
Amps	6.21	6.21	6.19	6.3	7.09	7.09	7.07	7.1	8.08	8.07	8.05	8.1	9.14	9.13	9.12	9.2	10.33	10.32	10.31	10.4	11.72	11.72	11.70	11.8												
Hi PR	269	270	272	276.4	311	312	314	318.2	354	355	357	361.9	401	403	404	409.0	452	453	455	459.8	506	507	509	514.0												
Lo PR	132	134	137	142.6	140	142	145	150.3	147	148	152	157.2	153	154	157	162.9	158	160	163	168.6	165	167	170	175.6												
MBh	24.6	24.9	25.6	26.7	24.4	24.7	25.4	26.5	23.8	24.1	24.8	25.9	22.7	23.1	23.8	24.8	21.5	21.8	22.5	23.5	20.3	20.6	21.3	22.4												
S/T	1.00	1.00	0.90	0.7	1.00	1.00	0.90	0.8	1.00	1.00	0.93	0.8	1.00	1.00	1.00	0.8	1.00	1.00	1.00	0.8	1.00	1.00	1.00	0.9												
ΔT	30.22	28.32	24.76	21.1	30.17	28.27	24.71	21.0	30.44	28.53	24.98	21.3	30.15	28.25	24.69	21.0	29.90	27.99	24.43	20.7	31.09	29.19	25.63	21.9												
kW	1.55	1.55	1.54	1.6	1.74	1.74	1.74	1.8	1.96	1.95	1.95	2.0	2.19	2.19	2.18	2.2	2.45	2.45	2.44	2.5	2.75	2.75	2.75	2.8												
Amps	6.27	6.26	6.24	6.3	7.15	7.14	7.13	7.2	8.13	8.12	8.11	8.2	9.19	9.19	9.17	9.2	10.38	10.38	10.36	10.4	11.78	11.77	11.76	11.8												
Hi PR	272	273	275	279.6	314	315	317	321.4	358	359	361	365.1	405	406	408	412.2	455	457	458	463.0	510	511	513	517.2												
Lo PR	135	137	140	145.7	143	145	148	153.5	150	152	155	160.3	156	157	161	166.1	161	163	166	171.7	169	170	173	178.8												

IDB: Entering Indoor Dry Bulb Temperature
 High and low pressures are measured at the liquid and suction access fittings.
 Shaded area reflects AHRI (TVA) conditions.
 Amps: Unit amps (comp. + evaporator + condenser fan motors)
 kW = Total system power

EXPANDED COOLING DATA — AP*M330***31 (CONT.)

IDB	AIRFLOW	OUTDOOR AMBIENT TEMPERATURE																								
		65				75				85				95				105				115				
		59	63	67	71	59	63	67	71	59	63	67	71	59	63	67	71	59	63	67	71	59	63	67	71	
80	875	MBh	29.3	29.7	30.5	31.9	29.0	29.4	30.3	31.6	28.2	28.7	29.5	30.9	26.9	27.3	28.2	29.5	25.3	25.8	26.6	27.9	23.9	24.3	25.2	26.5
		S/T	1.00	0.82	0.68	0.5	1.00	0.85	0.71	0.6	1.00	0.85	0.71	0.6	1.00	1.00	0.73	0.6	1.00	1.00	0.75	0.6	1.00	1.00	0.81	0.7
	ΔT	27.59	25.78	22.39	18.9	27.54	25.73	22.34	18.8	27.79	25.98	22.60	19.1	27.52	25.71	22.33	18.8	27.28	25.47	22.08	18.6	28.41	26.60	23.22	19.7	
	kW	1.96	1.95	1.95	2.0	2.18	2.18	2.18	2.2	2.44	2.44	2.43	2.4	2.71	2.71	2.71	2.7	3.02	3.02	3.01	3.0	3.38	3.38	3.37	3.4	
	Amps	7.74	7.74	7.74	7.8	8.79	8.78	8.76	8.8	9.95	9.94	9.92	10.0	11.21	11.20	11.18	11.3	12.61	12.60	12.59	12.7	14.26	14.25	14.24	14.3	
	Hi PR	260	261	263	267.3	301	302	304	308.1	344	345	346	351.0	390	391	393	397.1	439	440	442	446.8	492	494	495	499.9	
	Lo PR	127	128	132	137.0	134	136	139	144.6	141	143	146	151.4	147	148	152	157.0	152	154	157	162.6	159	161	164	169.6	
	1000	MBh	29.6	30.1	30.9	32.3	29.4	29.8	30.7	32.0	28.6	29.0	29.9	31.2	27.3	27.7	28.6	29.9	25.7	26.1	27.0	28.3	24.3	24.7	25.5	26.9
		S/T	1.00	0.88	0.74	0.6	1.00	0.89	0.75	0.6	1.00	0.91	0.77	0.6	1.00	1.00	0.79	0.6	1.00	1.00	0.81	0.7	1.00	1.00	0.87	0.7
	1125	ΔT	26.49	24.68	21.30	17.8	26.44	24.63	21.25	17.7	26.70	24.89	21.50	18.0	26.43	24.61	21.23	17.7	26.18	24.37	20.99	17.5	27.32	25.51	22.12	18.6
kW		1.97	1.97	1.96	2.0	2.20	2.19	2.19	2.2	2.45	2.45	2.44	2.5	2.72	2.72	2.72	2.7	3.03	3.03	3.03	3.0	3.39	3.39	3.39	3.4	
85	875	Amps	7.80	7.79	7.77	7.9	8.84	8.83	8.81	8.9	10.00	9.99	9.98	10.1	11.26	11.25	11.23	11.3	12.67	12.66	12.64	12.7	14.32	14.31	14.29	14.4
		Hi PR	262	263	265	269.5	303	304	306	310.3	346	347	349	353.2	392	393	395	399.3	442	443	445	449.0	495	496	498	502.1
1000	Lo PR	129	130	133	138.8	136	138	141	146.5	143	145	148	153.2	149	150	154	158.9	154	156	159	164.5	161	163	166	171.5	
	MBh	30.1	30.5	31.4	32.7	29.8	30.3	31.1	32.5	29.1	29.5	30.4	31.7	27.8	28.2	29.1	30.4	26.2	26.6	27.5	28.8	24.7	25.1	26.0	27.3	
1125	S/T	1.00	0.92	0.77	0.6	1.00	0.92	0.78	0.6	1.00	1.00	0.81	0.7	1.00	1.00	0.83	0.7	1.00	1.00	0.85	0.7	1.00	1.00	0.8		
	ΔT	25.57	23.76	20.38	16.9	25.52	23.71	20.33	16.8	25.78	23.97	20.58	17.1	25.50	23.69	20.31	16.8	25.26	23.45	20.07	16.6	26.40	24.58	21.20	17.7	
85	875	kW	1.98	1.98	1.97	2.0	2.21	2.20	2.20	2.2	2.46	2.46	2.45	2.5	2.73	2.73	2.73	2.7	3.04	3.04	3.04	3.1	3.40	3.40	3.40	3.4
		Amps	7.84	7.84	7.82	7.9	8.88	8.88	8.86	8.9	10.05	10.04	10.02	10.1	11.31	11.30	11.28	11.4	12.71	12.70	12.69	12.8	14.36	14.35	14.33	14.4
1000	Hi PR	264	265	267	271.6	305	306	308	312.5	348	349	351	355.3	394	395	397	401.4	444	445	447	451.2	497	498	500	504.2	
	Lo PR	131	132	135	140.9	138	140	143	148.5	145	147	150	155.3	151	152	156	161.0	156	158	161	166.5	163	165	168	173.5	
85	875	MBh	29.8	30.2	31.0	32.4	29.5	29.9	30.8	32.1	28.7	29.1	30.0	31.3	27.4	27.8	28.7	30.0	25.8	26.2	27.1	28.4	24.4	24.8	25.7	27.0
		S/T	1.00	0.92	0.78	0.6	1.00	1.00	0.81	0.7	1.00	1.00	0.88	0.7	1.00	1.00	0.83	0.7	1.00	1.00	0.8	0.7	1.00	1.00	0.8	
	ΔT	31.15	29.33	25.95	22.4	31.10	29.28	25.90	22.4	31.35	29.54	26.16	22.7	31.08	29.27	25.88	22.4	30.84	29.02	25.64	22.1	31.97	30.16	26.78	23.3	
	kW	1.96	1.96	1.95	2.0	2.19	2.19	2.18	2.2	2.44	2.44	2.44	2.5	2.72	2.72	2.71	2.7	3.02	3.02	3.02	3.0	3.38	3.38	3.38	3.4	
	Amps	7.76	7.76	7.74	7.8	8.81	8.80	8.78	8.9	9.97	9.96	9.94	10.0	11.23	11.22	11.20	11.3	12.63	12.62	12.61	12.7	14.28	14.27	14.26	14.3	
	Hi PR	261	262	264	268.5	302	303	305	309.4	345	346	348	352.2	391	392	394	398.3	441	442	444	448.0	494	495	497	501.1	
	Lo PR	129	130	133	138.8	136	138	141	146.5	143	145	148	153.3	149	150	154	158.9	154	156	159	164.5	161	163	166	171.5	
	1000	MBh	30.1	30.5	31.4	32.7	29.9	30.3	31.2	32.5	29.1	29.5	30.4	31.7	27.8	28.2	29.1	30.4	26.2	26.6	27.5	28.8	24.8	25.2	26.0	27.4
		S/T	1.00	0.99	0.84	0.7	1.00	1.00	0.85	0.7	1.00	1.00	0.88	0.7	1.00	1.00	0.90	0.7	1.00	1.00	0.8	0.8	1.00	1.00	0.8	
	1125	ΔT	30.05	28.24	24.86	21.4	30.00	28.19	24.81	21.3	30.26	28.44	25.06	21.6	29.98	28.17	24.79	21.3	29.74	27.93	24.55	21.0	30.88	29.06	25.68	22.2
kW		1.97	1.97	1.97	2.0	2.20	2.20	2.19	2.2	2.45	2.45	2.45	2.5	2.73	2.73	2.72	2.7	3.04	3.03	3.03	3.0	3.40	3.39	3.39	3.4	
85	1000	Amps	7.82	7.81	7.79	7.9	8.86	8.85	8.83	8.9	10.02	10.01	10.00	10.1	11.28	11.27	11.25	11.3	12.69	12.68	12.66	12.7	14.34	14.33	14.31	14.4
		Hi PR	263	264	266	270.7	304	305	307	311.6	347	348	350	354.4	393	394	396	400.5	443	444	446	450.2	496	497	499	503.3
1125	Lo PR	131	132	135	140.7	138	140	143	148.4	145	147	150	155.1	151	152	155	160.8	156	158	161	166.4	163	165	168	173.4	
	MBh	30.6	31.0	31.9	33.2	30.3	30.7	31.6	32.9	29.6	30.0	30.9	32.2	28.3	28.7	29.5	30.9	26.7	27.1	28.0	29.3	25.2	25.6	26.5	27.8	
85	1000	S/T	1.00	1.00	0.88	0.7	1.00	1.00	0.89	0.7	1.00	1.00	0.91	0.8	1.00	1.00	0.93	0.8	1.00	1.00	0.8	0.8	1.00	1.00	0.9	
		ΔT	29.13	27.32	23.93	20.4	29.08	27.27	23.88	20.4	29.33	27.52	24.14	20.6	29.06	27.25	23.87	20.4	28.82	27.01	23.62	20.1	29.95	28.14	24.76	21.3
85	1125	kW	1.98	1.98	1.98	2.0	2.21	2.21	2.20	2.2	2.46	2.46	2.46	2.5	2.74	2.74	2.73	2.8	3.05	3.04	3.04	3.1	3.41	3.40	3.40	3.4
		Amps	7.86	7.86	7.84	7.9	8.90	8.90	8.88	9.0	10.07	10.06	10.04	10.1	11.33	11.32	11.30	11.4	12.73	12.72	12.71	12.8	14.38	14.37	14.35	14.4
85	1125	Hi PR	265	266	268	272.8	306	307	309	313.7	349	350	352	356.5	395	396	398	402.6	445	446	448	452.4	498	499	501	505.4
		Lo PR	133	134	137	142.8	140	142	145	150.4	147	149	152	157.2	153	154	157	162.9	158	160	163	168.4	165	167	170	175.4

IDB: Entering Indoor Dry Bulb Temperature
 High and low pressures are measured at the liquid and suction access fittings.
 Shaded area reflects AHRI (TVA) conditions.
 Amps: Unit amps (comp.+ evaporator + condenser fan motors)
 kW = Total system power

EXPANDED COOLING DATA — AP*M336***31

IDB	AIRFLOW	OUTDOOR AMBIENT TEMPERATURE												ENTERING INDOOR WET BULB TEMPERATURE	75												85												95												105												115											
		65				75				85					95				105				115				65				75				85				95				105				115																											
		59	63	67	71	59	63	67	71	59	63	67	71		59	63	67	71	59	63	67	71	59	63	67	71	59	63	67	71	59	63	67	71	59	63	67	71	59	63	67	71																																
70	MBh	34.5	35.0	36.0	-	34.2	34.7	35.7	-	33.3	33.8	34.8	-	31.8	32.3	33.3	-	29.9	30.4	31.4	-	29.9	30.4	31.4	-	28.2	28.7	29.7	-	28.2	28.7	29.7	-	28.2	28.7	29.7	-	28.2	28.7	29.7	-																																	
	S/T	0.64	0.57	0.43	-	0.65	0.57	0.43	-	0.68	0.60	0.46	-	1.00	0.62	0.48	-	1.00	0.64	0.50	-	1.00	0.64	0.50	-	1.00	0.69	0.55	-	1.00	0.69	0.55	-	1.00	0.69	0.55	-	1.00	0.69	0.55	-																																	
	ΔT	19.69	17.84	14.37	-	19.64	17.79	14.32	-	19.90	18.05	14.58	-	19.62	17.77	14.30	-	19.37	17.52	14.06	-	19.37	17.52	14.06	-	20.54	18.68	15.22	-	20.54	18.68	15.22	-	20.54	18.68	15.22	-	20.54	18.68	15.22	-																																	
	kW	2.31	2.31	2.31	-	2.58	2.58	2.58	-	2.88	2.88	2.88	-	3.21	3.21	3.20	-	3.58	3.57	3.57	-	3.58	3.57	3.57	-	4.00	4.00	4.00	-	4.00	4.00	4.00	-	4.00	4.00	4.00	-	4.00	4.00	4.00	-																																	
	Amps	8.90	8.89	8.87	-	10.14	10.13	10.11	-	11.52	11.51	11.49	-	13.01	13.00	12.98	-	14.68	14.67	14.65	-	14.68	14.67	14.65	-	16.64	16.63	16.61	-	16.64	16.63	16.61	-	16.64	16.63	16.61	-	16.64	16.63	16.61	-																																	
	Hi PR	257	258	260	-	298	299	301	-	340	341	343	-	386	387	389	-	435	436	438	-	435	436	438	-	488	489	491	-	488	489	491	-	488	489	491	-	488	489	491	-																																	
Lo PR	124	125	128	-	131	133	136	-	138	139	143	-	143	145	148	-	149	150	154	-	149	150	154	-	156	157	160	-	156	157	160	-	156	157	160	-	156	157	160	-																																		
70	MBh	34.8	35.3	36.4	-	34.5	35.0	36.0	-	33.6	34.1	35.1	-	32.1	32.6	33.6	-	30.2	30.7	31.7	-	30.2	30.7	31.7	-	28.5	29.0	30.0	-	28.5	29.0	30.0	-	28.5	29.0	30.0	-	28.5	29.0	30.0	-																																	
	S/T	0.68	0.61	0.47	-	0.69	0.61	0.47	-	0.72	0.64	0.50	-	1.00	0.66	0.52	-	1.00	0.68	0.54	-	1.00	0.68	0.54	-	1.00	0.73	0.59	-	1.00	0.73	0.59	-	1.00	0.73	0.59	-																																					
	ΔT	18.94	17.08	13.62	-	18.89	17.03	13.57	-	19.15	17.29	13.83	-	18.87	17.01	13.55	-	18.62	16.76	13.30	-	18.62	16.76	13.30	-	19.78	17.93	14.46	-	19.78	17.93	14.46	-	19.78	17.93	14.46	-																																					
	kW	2.32	2.32	2.31	-	2.59	2.59	2.58	-	2.89	2.89	2.89	-	3.22	3.22	3.21	-	3.59	3.58	3.58	-	3.59	3.58	3.58	-	4.01	4.01	4.01	-	4.01	4.01	4.01	-	4.01	4.01	4.01	-																																					
	Amps	8.94	8.93	8.91	-	10.18	10.17	10.15	-	11.56	11.55	11.53	-	13.06	13.05	13.03	-	14.73	14.72	14.70	-	14.73	14.72	14.70	-	16.69	16.68	16.66	-	16.69	16.68	16.66	-	16.69	16.68	16.66	-																																					
	Hi PR	259	260	262	-	299	300	302	-	342	343	345	-	387	389	390	-	437	438	440	-	437	438	440	-	489	490	492	-	489	490	492	-	489	490	492	-																																					
Lo PR	125	127	130	-	133	134	137	-	139	141	144	-	145	146	149	-	150	152	155	-	150	152	155	-	157	158	162	-	157	158	162	-	157	158	162	-																																						
70	MBh	35.6	36.1	37.1	-	35.3	35.8	36.8	-	34.4	34.9	35.9	-	32.9	33.4	34.4	-	31.0	31.5	32.5	-	31.0	31.5	32.5	-	29.3	29.7	30.8	-	29.3	29.7	30.8	-	29.3	29.7	30.8	-																																					
	S/T	0.73	0.65	0.51	-	0.73	0.65	0.51	-	0.76	0.68	0.54	-	1.00	0.70	0.56	-	1.00	0.72	0.58	-	1.00	0.72	0.58	-	1.00	0.78	0.64	-	1.00	0.78	0.64	-																																									
	ΔT	17.66	15.80	12.34	-	17.61	15.75	12.29	-	17.87	16.01	12.55	-	17.59	15.73	12.27	-	17.34	15.48	12.02	-	17.34	15.48	12.02	-	18.50	16.64	13.18	-	18.50	16.64	13.18	-																																									
	kW	2.34	2.34	2.33	-	2.61	2.61	2.60	-	2.91	2.91	2.90	-	3.24	3.23	3.23	-	3.60	3.60	3.59	-	3.60	3.60	3.59	-	4.03	4.03	4.02	-	4.03	4.03	4.02	-																																									
	Amps	9.02	9.01	8.98	-	10.25	10.24	10.22	-	11.63	11.62	11.60	-	13.13	13.12	13.10	-	14.80	14.79	14.77	-	14.80	14.79	14.77	-	16.76	16.75	16.73	-	16.76	16.75	16.73	-																																									
	Hi PR	262	263	265	-	302	303	305	-	345	346	348	-	390	392	393	-	440	441	443	-	440	441	443	-	492	493	495	-	492	493	495	-																																									
Lo PR	128	129	133	-	135	137	140	-	142	144	147	-	148	149	152	-	153	155	158	-	153	155	158	-	160	161	164	-	160	161	164	-																																										
75	MBh	34.5	35.0	36.0	37.6	34.2	34.7	35.7	37.3	33.3	33.8	34.8	36.4	31.8	32.3	33.3	34.9	29.9	30.4	31.4	33.0	29.9	30.4	31.4	33.0	28.2	28.7	29.7	31.3	28.2	28.7	29.7	31.3																																									
	S/T	0.78	0.70	0.56	0.4	0.78	0.70	0.57	0.4	1.00	0.73	0.59	0.4	1.00	0.75	0.61	0.5	1.00	0.77	0.63	0.5	1.00	0.77	0.63	0.5	1.00	1.00	0.73	0.6	1.00	1.00	0.73	0.6																																									
	ΔT	23.77	21.91	18.45	14.9	23.72	21.86	18.40	14.8	23.98	22.12	18.66	15.1	23.70	21.85	18.38	14.8	23.45	21.60	18.13	14.5	23.45	21.60	18.13	14.5	24.61	22.76	19.30	15.7	24.61	22.76	19.30	15.7																																									
	kW	2.31	2.31	2.30	2.3	2.58	2.58	2.57	2.6	2.88	2.88	2.88	2.9	3.21	3.21	3.20	3.2	3.57	3.57	3.57	3.6	3.57	3.57	3.57	3.6	4.00	4.00	4.00	4.0	4.00	4.00	4.00	4.0																																									
	Amps	8.89	8.88	8.86	9.0	10.13	10.12	10.10	10.2	11.51	11.50	11.48	11.6	13.01	13.00	12.97	13.1	14.68	14.67	14.64	14.7	14.68	14.67	14.64	14.7	16.64	16.63	16.60	16.7	16.64	16.63	16.60	16.7																																									
	Hi PR	258	259	260	265.0	298	299	301	305.5	341	342	343	347.9	386	387	389	393.6	435	437	438	442.8	435	437	438	442.8	488	489	491	495.4	488	489	491	495.4																																									
Lo PR	124	125	128	133.7	131	133	136	141.2	138	139	143	147.8	143	145	148	153.3	149	150	154	158.8	149	150	154	158.8	156	157	160	165.6	156	157	160	165.6																																										
75	MBh	34.9	35.3	36.4	37.9	34.6	35.0	36.1	37.6	33.7	34.1	35.2	36.7	32.1	32.6	33.6	35.2	30.2	30.7	31.7	33.3	30.2	30.7	31.7	33.3	28.5	29.0	30.0	31.6	28.5	29.0	30.0	31.6																																									
	S/T	0.82	0.74	0.60	0.5	0.82	0.74	0.61	0.5	1.00	0.77	0.63	0.5	1.00	0.79	0.65	0.5	1.00	0.81	0.67	0.5	1.00	0.81	0.67	0.5	1.00	1.00	0.73	0.6	1.00	1.00	0.73	0.6																																									
	ΔT	23.01	21.16	17.70	14.1	22.96	21.11	17.65	14.1	23.22	21.37	17.91	14.3	22.94	21.09	17.63	14.0	22.70	20.84	17.38	13.8	22.70	20.84	17.38	13.8	23.86	22.00	18.54	15.0	23.86	22.00	18.54	15.0																																									
	kW	2.32	2.32	2.31	2.3	2.59	2.59	2.58	2.6	2.89	2.89	2.88	2.9	3.22	3.22	3.21	3.2	3.58	3.58	3.58	3.6	3.58	3.58	3.58	3.6	4.01	4.01	4.00	4.0	4.01	4.01	4.00	4.0																																									
	Amps	8.93	8.92	8.90	9.0	10.17	10.16	10.14	10.2	11.55	11.54	11.52	11.6	13.05	13.04	13.02	13.1	14.72	14.71	14.69	14.8	14.72	14.71	14.69	14.8	16.68	16.67	16.65	16.7	16.68	16.67	16.65	16.7																																									
	Hi PR	259	260	262	266.5	300	301	302	307.0	342	343	345	349.4	388	389	391	395.1	437	438	440	444.3	437	438	440	444.3	490	491	492	496.9	490	491	492	496.9																																									
Lo PR	125	127	130	135.0	133	134	137	142.5	139	141	144	149.1	145	146	149	154.6	150	152	155	160.1	150	152	155	160.1	157	158	162	166.9	157	158	162	166.9																																										
75	MBh	35.6	36.1	37.2	38.7	35.3	35.8	36.8	38.4	34.4	34.9	35.9	37.5	32.9	33.4	34.4	36.0	31.0	31.5	32.5	34.1	31.0	31.5	32.5	34.1	29.3	29.7	30.8	32.4	29.3	29.7	30.8	32.4																																									
	S/T	0.86	0.78	0.64	0.5	1.00	0.79	0.65	0.5	1.00	0.81	0.67	0.5	1.00	0.83	0.69	0.5	1.00	0.85	0.72	0.6	1.00	0.85	0.72	0.6	1.00	1.00	0.77	0.6	1.00	1.00	0.77	0.6																																									
	ΔT	21.73	19.88	16.42	12.8	21.68	19.83	16.37	12.8	21.94</																																																																

IDB	AIRFLOW	OUTDOOR AMBIENT TEMPERATURE												105												115																	
		65						75						85						95						105						115											
		59	63	67	71	75	79	59	63	67	71	75	79	59	63	67	71	75	79	59	63	67	71	75	79	59	63	67	71	75	79	59	63	67	71	75	79						
80	MBh	34.7	35.2	36.2	37.8	34.4	34.9	35.9	37.5	33.5	34.0	35.0	36.6	32.0	32.4	33.5	35.0	30.1	30.6	31.6	33.2	28.4	28.8	29.9	31.4	30.1	30.6	31.6	33.2	28.4	28.8	29.9	31.4	30.1	30.6	31.6	33.2	28.4	28.8	29.9	31.4		
	S/T	1.00	0.83	0.69	0.5	1.00	0.83	0.69	0.5	1.00	0.86	0.72	0.6	1.00	1.00	0.74	0.6	1.00	1.00	0.76	0.6	1.00	1.00	0.82	0.7	1.00	1.00	0.76	0.6	1.00	1.00	0.82	0.7	1.00	1.00	0.76	0.6	1.00	1.00	0.82	0.7		
	ΔT	27.88	26.02	22.56	19.0	27.83	25.97	22.51	18.9	28.09	26.23	22.77	19.2	27.81	25.95	22.49	18.9	27.56	25.70	22.24	18.7	28.72	26.86	23.40	19.8	27.56	25.70	22.24	18.7	28.72	26.86	23.40	19.8	27.56	25.70	22.24	18.7	28.72	26.86	23.40	19.8		
	kW	2.31	2.31	2.30	2.3	2.58	2.58	2.58	2.6	2.88	2.88	2.88	2.9	3.21	3.21	3.20	3.2	3.58	3.57	3.57	3.6	4.00	4.00	4.00	4.0	3.58	3.57	3.57	3.6	4.00	4.00	4.00	4.0	3.58	3.57	3.57	3.6	4.00	4.00	4.00	4.0		
	Amps	8.90	8.89	8.87	9.0	10.14	10.13	10.10	10.2	11.52	11.51	11.49	11.6	13.01	13.00	12.98	13.1	14.68	14.67	14.65	14.7	16.64	16.63	16.61	16.7	14.68	14.67	14.65	14.7	16.64	16.63	16.61	16.7	14.68	14.67	14.65	14.7	16.64	16.63	16.61	16.7		
	Hi-PR	258	259	261	265.4	299	300	301	305.9	341	342	344	348.4	387	388	390	394.1	436	437	439	443.3	488	490	491	495.9	394.1	436	437	439	443.3	488	490	491	495.9	394.1	436	437	439	443.3	488	490	491	495.9
	Lo-PR	124	126	129	134.3	132	133	137	141.8	138	140	143	148.3	144	145	149	153.9	149	151	154	159.3	156	158	161	166.2	153.9	149	151	154	159.3	156	158	161	166.2	153.9	149	151	154	159.3	156	158	161	166.2
	MBh	35.0	35.5	36.6	38.1	34.7	35.2	36.2	37.8	33.8	34.3	35.3	36.9	32.3	32.8	33.8	35.4	30.4	30.9	31.9	33.5	28.7	29.2	30.2	31.8	30.4	30.9	31.9	33.5	28.7	29.2	30.2	31.8	30.4	30.9	31.9	33.5	28.7	29.2	30.2	31.8		
	S/T	1.00	0.87	0.73	0.6	1.00	0.87	0.73	0.6	1.00	0.90	0.76	0.6	1.00	1.00	0.78	0.6	1.00	1.00	0.80	0.7	1.00	1.00	0.86	0.7	1.00	1.00	0.80	0.7	1.00	1.00	0.86	0.7	1.00	1.00	0.80	0.7	1.00	1.00	0.86	0.7		
	ΔT	27.12	25.27	21.80	18.2	27.07	25.22	21.75	18.2	27.33	25.48	22.01	18.4	27.05	25.20	21.73	18.1	26.80	24.95	21.48	17.9	27.96	26.11	22.65	19.1	21.73	18.1	21.48	17.9	27.96	26.11	22.65	19.1	21.73	18.1	21.48	17.9	27.96	26.11	22.65	19.1		
kW	2.32	2.32	2.31	2.3	2.59	2.59	2.58	2.6	2.89	2.89	2.89	2.9	3.22	3.22	3.21	3.2	3.58	3.58	3.58	3.6	4.01	4.01	4.01	4.0	3.21	3.2	3.21	3.2	4.01	4.01	4.01	4.0	3.21	3.2	3.21	3.2	4.01	4.01	4.01	4.0			
Amps	8.94	8.93	8.91	9.0	10.18	10.17	10.15	10.2	11.56	11.55	11.53	11.6	13.06	13.05	13.02	13.1	14.73	14.72	14.69	14.8	16.69	16.68	16.65	16.7	13.02	13.1	14.69	14.8	16.69	16.68	16.65	16.7	13.02	13.1	14.69	14.8	16.69	16.68	16.65	16.7			
Hi-PR	260	261	262	266.9	300	301	303	307.4	342	344	345	349.9	388	389	391	395.6	437	439	440	444.8	490	491	493	497.4	395.6	437	439	440	444.8	490	491	493	497.4	395.6	437	439	440	444.8	490	491	493	497.4	
Lo-PR	126	127	130	135.5	133	135	138	143.0	140	141	144	149.6	145	147	150	155.2	151	152	155	160.6	158	159	162	167.4	155.2	151	155	160.6	158	159	162	167.4	155.2	151	155	160.6	158	159	162	167.4			
MBh	35.8	36.3	37.3	38.9	35.5	36.0	37.0	38.6	34.6	35.1	36.1	37.7	33.1	33.6	34.6	36.2	31.2	31.7	32.7	34.3	29.5	29.9	31.0	32.5	31.2	31.7	32.7	34.3	29.5	29.9	31.0	32.5	31.2	31.7	32.7	34.3	29.5	29.9	31.0	32.5			
S/T	1.00	0.91	0.77	0.6	1.00	0.92	0.78	0.6	1.00	0.94	0.80	0.7	1.00	1.00	0.82	0.7	1.00	1.00	0.84	0.7	1.00	1.00	0.90	0.8	1.00	1.00	0.84	0.7	1.00	1.00	0.90	0.8	1.00	1.00	0.84	0.7	1.00	1.00	0.90	0.8			
ΔT	25.84	23.99	20.52	16.9	25.79	23.93	20.47	16.9	26.05	24.20	20.73	17.1	25.77	23.92	20.45	16.9	25.52	23.67	20.20	16.6	26.68	24.83	21.37	17.8	20.45	16.9	20.20	16.6	26.68	24.83	21.37	17.8	20.45	16.9	20.20	16.6	26.68	24.83	21.37	17.8			
kW	2.34	2.33	2.33	2.4	2.61	2.61	2.60	2.6	2.91	2.91	2.90	2.9	3.24	3.23	3.23	3.2	3.60	3.60	3.59	3.6	4.03	4.03	4.02	4.0	3.23	3.2	3.23	3.2	4.03	4.03	4.02	4.0	3.23	3.2	3.23	3.2	4.03	4.03	4.02	4.0			
Amps	9.01	9.00	8.98	9.1	10.25	10.24	10.22	10.3	11.63	11.62	11.60	11.7	13.13	13.12	13.10	13.2	14.80	14.79	14.77	14.9	16.76	16.75	16.73	16.8	13.10	13.2	14.77	14.9	16.76	16.75	16.73	16.8	13.10	13.2	14.77	14.9	16.76	16.75	16.73	16.8			
Hi-PR	262	264	265	269.9	303	304	306	310.4	345	347	348	352.8	391	392	394	398.5	440	441	443	447.8	493	494	496	500.3	398.5	440	441	443	447.8	493	494	496	500.3	398.5	440	441	443	447.8	493	494	496	500.3	
Lo-PR	128	130	133	138.4	136	138	141	145.9	143	144	147	152.5	148	150	153	158.0	154	155	158	163.5	160	162	165	170.3	158.0	154	155	158	163.5	160	162	165	170.3	158.0	154	155	158	163.5	160	162	165	170.3	

85	MBh	35.3	35.8	36.8	38.4	35.0	35.5	36.5	38.1	34.1	34.6	35.6	37.2	32.5	33.0	34.1	35.6	30.7	31.1	32.2	33.7	28.9	29.4	30.4	32.0	30.7	31.1	32.2	33.7	28.9	29.4	30.4	32.0	30.7	31.1	32.2	33.7	28.9	29.4	30.4	32.0		
	S/T	1.00	0.93	0.79	0.6	1.00	0.94	0.80	0.7	1.00	1.00	0.82	0.7	1.00	1.00	0.84	0.7	1.00	1.00	0.87	0.7	1.00	1.00	1.00	0.8	1.00	1.00	0.87	0.7	1.00	1.00	1.00	0.8	1.00	1.00	0.87	0.7	1.00	1.00	1.00	0.8		
	ΔT	31.52	29.66	26.20	22.6	31.47	29.61	26.15	22.6	31.73	29.87	26.41	22.8	31.45	29.59	26.13	22.5	31.20	29.35	25.88	22.3	32.36	30.51	27.04	23.5	26.13	22.5	25.88	22.3	32.36	30.51	27.04	23.5	26.13	22.5	25.88	22.3	32.36	30.51	27.04	23.5		
	kW	2.32	2.31	2.31	2.3	2.59	2.58	2.58	2.6	2.89	2.89	2.88	2.9	3.22	3.22	3.21	3.2	3.58	3.58	3.57	3.6	4.01	4.01	4.01	4.0	3.21	3.2	3.21	3.2	4.01	4.01	4.01	4.0	3.21	3.2	3.21	3.2	4.01	4.01	4.01	4.0		
	Amps	8.92	8.91	8.89	9.0	10.16	10.15	10.13	10.2	11.54	11.53	11.51	11.6	13.04	13.03	13.00	13.1	14.71	14.70	14.68	14.8	16.67	16.66	16.63	16.7	13.00	13.1	14.68	14.8	16.67	16.66	16.63	16.7	13.00	13.1	14.68	14.8	16.67	16.66	16.63	16.7		
	Hi-PR	259	260	262	266.6	300	301	303	307.1	342	343	345	349.6	388	389	391	395.3	437	438	440	444.5	490	491	493	497.1	395.3	437	438	440	444.5	490	491	493	497.1	395.3	437	438	440	444.5	490	491	493	497.1
	Lo-PR	126	128	131	136.1	134	135	138	143.6	140	142	145	150.2	146	147	150	155.7	151	153	156	161.2	158	160	163	168.0	155.7	151	153	156	161.2	158	160	163	168.0	155.7	151	153	156	161.2	158	160	163	168.0
	MBh	35.6	36.1	37.1	38.7	35.3	35.8	36.8	38.4	34.4	34.9	35.9	37.5	32.9	33.4	34.4	35.9	31.0	31.5	32.5	34.1	29.3	29.7	30.8	32.3	31.0	31.5	32.5	34.1	29.3	29.7	30.8	32.3	31.0	31.5	32.5	34.1	29.3	29.7	30.8	32.3		
	S/T	1.00	0.97	0.83	0.7	1.00	1.00	0.84	0.7	1.00	1.00	0.86	0.7	1.00	1.00	0.88	0.7	1.00	1.00	0.91	0.8	1.00	1.00	1.00	0.8	1.00	1.00	0.91	0.8	1.00	1.00	1.00	0.8	1.00	1.00	0.91	0.8	1.00	1.00	1.00	0.8		
	ΔT	30.76	28.91	25.44	21.9	30.71	28.86	25.39	21.8	30.97	29.12	25.65	22.1	30.69	28.84	25.37	21.8	30.44	28.59	25.13	21.5	31.61	29.75	26.29	22.7	25.37	21.8	25.13	21.5	31.61	29.75	26.29	22.7	25.37	21.8	25.13	21.5						

EXPANDED COOLING DATA — AP*M342***31

IDB	AIRFLOW	OUTDOOR AMBIENT TEMPERATURE																								
		65				75				85				95				105				115				
		59	63	67	71	59	63	67	71	59	63	67	71	59	63	67	71	59	63	67	71	59	63	67	71	
70	1250	MBh	40.2	40.8	41.9	-	39.8	40.4	41.6	-	38.8	39.4	40.6	-	37.0	37.6	38.8	-	34.8	35.4	36.6	-	32.9	33.4	34.6	-
		S/T	0.67	0.59	0.45	-	0.67	0.60	0.46	-	1.00	0.62	0.49	-	1.00	0.64	0.51	-	1.00	0.66	0.53	-	1.00	1.00	0.58	-
		ΔT	19.15	17.27	13.77	-	19.10	17.22	13.72	-	19.36	17.48	13.98	-	19.08	17.20	13.70	-	18.83	16.95	13.45	-	20.00	18.12	14.62	-
		KW	2.66	2.66	2.66	-	2.98	2.98	2.97	-	3.33	3.33	3.33	-	3.72	3.71	3.71	-	4.14	4.14	4.14	-	4.64	4.64	4.64	-
		Amps	10.11	10.10	10.07	-	11.56	11.55	11.52	-	13.17	13.16	13.14	-	14.92	14.91	14.89	-	16.88	16.87	16.84	-	19.17	19.16	19.13	-
	1400	Hi PR	275	276	278	-	318	319	321	-	363	364	366	-	411	413	415	-	464	465	467	-	520	521	523	-
		Lo PR	130	132	135	-	138	140	143	-	145	147	150	-	151	152	156	-	156	158	161	-	163	165	168	-
		MBh	40.8	41.4	42.5	-	40.4	41.0	42.2	-	39.4	40.0	41.2	-	37.6	38.2	39.4	-	35.4	36.0	37.2	-	33.5	34.0	35.2	-
		S/T	0.70	0.62	0.49	-	0.71	0.63	0.49	-	1.00	0.65	0.52	-	1.00	0.67	0.54	-	1.00	0.70	0.56	-	1.00	1.00	0.61	-
		ΔT	18.23	16.35	12.85	-	18.18	16.30	12.80	-	18.44	16.56	13.06	-	18.16	16.28	12.78	-	17.91	16.03	12.53	-	19.08	17.21	13.70	-
1575	KW	2.68	2.68	2.67	-	2.99	2.99	2.99	-	3.35	3.34	3.34	-	3.73	3.73	3.72	-	4.16	4.15	4.15	-	4.66	4.65	4.65	-	
	Amps	10.17	10.16	10.13	-	11.62	11.61	11.58	-	13.23	13.22	13.20	-	14.98	14.97	14.95	-	16.94	16.93	16.90	-	19.23	19.22	19.19	-	
	Hi PR	277	278	280	-	320	321	323	-	365	366	368	-	414	415	417	-	466	467	469	-	522	523	525	-	
	Lo PR	132	134	137	-	140	142	145	-	147	149	152	-	153	154	158	-	158	160	163	-	165	167	170	-	
	MBh	41.6	42.2	43.4	-	41.3	41.8	43.0	-	40.3	40.8	42.0	-	38.5	39.0	40.2	-	36.3	36.9	38.0	-	34.3	34.9	36.0	-	

IDB	AIRFLOW	OUTDOOR AMBIENT TEMPERATURE																								
		65				75				85				95				105				115				
		59	63	67	71	59	63	67	71	59	63	67	71	59	63	67	71	59	63	67	71	59	63	67	71	
75	1250	MBh	40.2	40.8	42.0	-	39.9	40.4	41.6	-	38.8	39.4	40.6	-	37.0	37.6	38.8	-	34.9	35.4	36.6	-	32.9	33.4	34.6	-
		S/T	0.80	0.72	0.58	0.4	1.00	0.73	0.59	0.4	1.00	0.75	0.61	0.5	1.00	0.77	0.63	0.5	1.00	1.00	0.66	0.5	1.00	1.00	0.71	0.6
		ΔT	23.27	21.39	17.89	14.3	23.22	21.34	17.84	14.2	23.48	21.61	18.10	14.5	23.20	21.32	17.82	14.2	22.95	21.07	17.57	13.9	24.12	22.25	18.75	15.1
		KW	2.66	2.66	2.65	2.7	2.98	2.98	2.97	3.0	3.33	3.33	3.32	3.3	3.71	3.71	3.71	3.7	4.14	4.14	4.13	4.2	4.64	4.64	4.63	4.7
		Amps	10.10	10.09	10.06	10.2	11.55	11.54	11.51	11.6	13.16	13.15	13.13	13.2	14.91	14.90	14.88	15.0	16.87	16.86	16.83	16.9	19.16	19.15	19.12	19.2
	1400	Hi PR	275	276	278	283.0	318	319	321	326.0	363	364	366	371.1	412	413	415	419.6	464	465	467	471.9	520	521	523	527.7
		Lo PR	130	132	135	140.6	138	140	143	148.4	145	147	150	155.3	151	152	156	161.1	156	158	161	166.7	164	165	168	173.8
		MBh	40.8	41.4	42.6	44.4	40.5	41.0	42.2	44.0	39.4	40.0	41.2	43.0	37.6	38.2	39.4	41.2	35.5	36.0	37.2	39.0	33.5	34.0	35.2	37.0
		S/T	0.83	0.75	0.62	0.5	1.00	0.76	0.62	0.5	1.00	0.78	0.65	0.5	1.00	0.80	0.67	0.5	1.00	1.00	0.69	0.5	1.00	1.00	0.74	0.6
		ΔT	22.35	20.48	16.97	13.3	22.30	20.42	16.92	13.3	22.56	20.69	17.19	13.6	22.28	20.41	16.90	13.3	22.03	20.16	16.65	13.0	23.20	21.33	17.83	14.2
1575	KW	2.68	2.67	2.67	2.7	2.99	2.99	2.98	3.0	3.35	3.34	3.34	3.4	3.73	3.72	3.72	3.7	4.15	4.15	4.15	4.2	4.66	4.65	4.65	4.7	
	Amps	10.16	10.15	10.12	10.2	11.61	11.60	11.57	11.7	13.22	13.21	13.19	13.3	14.97	14.96	14.94	15.0	16.93	16.92	16.89	17.0	19.22	19.21	19.18	19.3	
	Hi PR	277	278	280	285.1	320	321	323	328.2	365	367	368	373.2	414	415	417	421.7	466	467	469	474.1	522	523	525	529.9	
	Lo PR	132	134	137	142.6	140	142	145	150.4	147	149	152	157.3	153	154	158	163.1	158	160	163	168.7	166	167	170	175.8	
	MBh	41.7	42.2	43.4	45.2	41.3	41.9	43.1	44.9	40.3	40.8	42.0	43.8	38.5	39.1	40.2	42.0	36.3	36.9	38.1	39.9	34.3	34.9	36.1	37.9	

IDB: Entering Indoor Dry Bulb Temperature
 High and low pressures are measured at the liquid and suction access fittings.
 Shaded area reflects ACCA (TVA) conditions.
 Amps: Unit amps (comp.+ evaporator + condenser fan motors)
 kW = Total system power

EXPANDED COOLING DATA — AP*M342***31 (CONT.)

IDB	AIRFLOW	OUTDOOR AMBIENT TEMPERATURE																							
		65				75				85				95				105				115			
		59	63	67	71	59	63	67	71	59	63	67	71	59	63	67	71	59	63	67	71	59	63	67	71
80	MBh	40.4	41.0	42.2	44.0	40.1	40.6	41.8	43.6	39.0	39.6	40.8	42.6	37.3	37.8	39.0	40.8	35.1	35.6	36.8	38.6	33.1	33.6	34.8	36.6
	S/T	1.00	0.84	0.71	0.6	1.00	0.85	0.72	0.6	1.00	1.00	0.74	0.6	1.00	1.00	0.76	0.6	1.00	1.00	0.78	0.6	1.00	1.00	1.00	0.7
	ΔT	27.42	25.55	22.04	18.4	27.37	25.49	21.99	18.4	27.63	25.76	22.26	18.6	27.35	25.48	21.97	18.3	27.10	25.22	21.72	18.1	28.27	26.40	22.90	19.3
	kW	2.66	2.66	2.66	2.7	2.98	2.98	2.97	3.0	3.33	3.33	3.33	3.4	3.72	3.71	3.71	3.7	4.14	4.14	4.13	4.2	4.64	4.64	4.64	4.7
	Amps	10.11	10.10	10.07	10.2	11.56	11.54	11.52	11.6	13.17	13.16	13.14	13.3	14.92	14.91	14.88	15.0	16.87	16.86	16.84	16.9	19.17	19.16	19.13	19.2
	Hi PR	276	277	279	283.5	319	320	322	326.5	364	365	367	371.6	412	413	415	420.1	465	466	468	472.4	520	522	523	528.2
	Lo PR	131	132	136	141.2	139	140	144	149.0	146	147	150	155.8	151	153	156	161.6	157	159	162	167.3	164	166	169	174.4
	MBh	41.0	41.6	42.8	44.6	40.7	41.2	42.4	44.2	39.6	40.2	41.4	43.2	37.9	38.4	39.6	41.4	35.7	36.2	37.4	39.2	33.7	34.2	35.4	37.2
	S/T	1.00	0.88	0.74	0.6	1.00	0.88	0.75	0.6	1.00	1.00	0.77	0.6	1.00	1.00	0.79	0.6	1.00	1.00	0.81	0.7	1.00	1.00	1.00	0.7
	ΔT	26.50	24.63	21.13	17.5	26.45	24.58	21.07	17.4	26.72	24.84	21.34	17.7	26.43	24.56	21.06	17.4	26.18	24.31	20.81	17.2	27.36	25.48	21.98	18.4
kW	2.68	2.67	2.67	2.7	2.99	2.99	2.99	3.0	3.35	3.34	3.34	3.4	3.73	3.73	3.73	3.7	4.16	4.15	4.15	4.2	4.66	4.65	4.65	4.7	
Amps	10.17	10.16	10.13	10.2	11.62	11.60	11.58	11.7	13.23	13.22	13.20	13.3	14.98	14.97	14.95	15.1	16.94	16.92	16.90	17.0	19.23	19.22	19.19	19.3	
Hi PR	278	279	281	285.6	321	322	324	328.7	366	367	369	373.7	414	416	417	422.2	467	468	470	474.6	523	524	526	530.4	
Lo PR	133	134	138	143.2	141	142	146	151.0	148	149	152	157.8	153	155	158	163.6	159	161	164	169.3	166	168	171	176.4	
MBh	41.9	42.4	43.6	45.4	41.5	42.1	43.3	45.1	40.5	41.0	42.2	44.0	38.7	39.3	40.4	42.3	36.5	37.1	38.3	40.1	34.5	35.1	36.3	38.1	
S/T	1.00	0.89	0.75	0.6	1.00	0.90	0.76	0.6	1.00	1.00	0.79	0.6	1.00	1.00	0.80	0.7	1.00	1.00	0.83	0.7	1.00	1.00	1.00	0.7	
ΔT	25.56	23.68	20.18	16.6	25.51	23.63	20.13	16.5	25.77	23.89	20.39	16.8	25.49	23.61	20.11	16.5	25.24	23.36	19.86	16.2	26.41	24.53	21.03	17.4	
kW	2.69	2.69	2.68	2.7	3.01	3.00	3.00	3.0	3.36	3.36	3.35	3.4	3.74	3.74	3.73	3.8	4.17	4.17	4.16	4.2	4.67	4.67	4.66	4.7	
Amps	10.23	10.22	10.19	10.3	11.68	11.67	11.64	11.8	13.29	13.28	13.26	13.4	15.04	15.03	15.01	15.1	17.00	16.99	16.96	17.1	19.29	19.28	19.25	19.4	
Hi PR	280	282	283	288.2	323	325	326	331.2	368	370	372	376.3	417	418	420	424.8	469	470	472	477.1	525	526	528	533.0	
Lo PR	136	137	140	145.9	143	145	148	153.7	150	152	155	160.5	156	158	161	166.3	162	163	167	172.0	169	170	174	179.1	

85	MBh	41.1	41.7	42.8	44.7	40.7	41.3	42.5	44.3	39.7	40.3	41.5	43.3	37.9	38.5	39.7	41.5	35.7	36.3	37.5	39.3	33.8	34.3	35.5	37.3
	S/T	1.00	0.95	0.81	0.7	1.00	1.00	0.82	0.7	1.00	1.00	0.84	0.7	1.00	1.00	0.86	0.7	1.00	1.00	1.00	0.7	1.00	1.00	1.00	0.8
	ΔT	31.10	29.23	25.73	22.1	31.05	29.18	25.68	22.0	31.32	29.44	25.94	22.3	31.03	29.16	25.66	22.0	30.78	28.91	25.41	21.8	31.96	30.08	26.58	23.0
	kW	2.67	2.67	2.66	2.7	2.99	2.98	2.98	3.0	3.34	3.34	3.33	3.4	3.72	3.72	3.71	3.7	4.15	4.15	4.14	4.2	4.65	4.65	4.64	4.7
	Amps	10.13	10.12	10.10	10.2	11.58	11.57	11.55	11.7	13.20	13.19	13.16	13.3	14.95	14.94	14.91	15.0	16.90	16.89	16.87	17.0	19.20	19.18	19.16	19.3
	Hi PR	277	278	280	284.8	320	321	323	327.8	365	366	368	372.9	414	415	417	421.4	466	467	469	473.7	522	523	525	529.5
	Lo PR	133	134	138	143.1	141	142	145	150.9	147	149	152	157.8	153	155	158	163.6	159	160	164	169.2	166	168	171	176.3
	MBh	41.7	42.3	43.4	45.3	41.3	41.9	43.1	44.9	40.3	40.9	42.0	43.9	38.5	39.1	40.3	42.1	36.3	36.9	38.1	39.9	34.4	34.9	36.1	37.9
	S/T	1.00	1.00	0.84	0.7	1.00	1.00	0.85	0.7	1.00	1.00	0.87	0.7	1.00	1.00	1.00	0.8	1.00	1.00	1.00	0.8	1.00	1.00	1.00	0.8
	ΔT	30.19	28.31	24.81	21.2	30.13	28.26	24.76	21.1	30.40	28.52	25.02	21.4	30.11	28.24	24.74	21.1	29.86	27.99	24.49	20.9	31.04	29.16	25.66	22.0
kW	2.68	2.68	2.68	2.7	3.00	3.00	2.99	3.0	3.35	3.35	3.34	3.4	3.73	3.73	3.73	3.8	4.16	4.16	4.15	4.2	4.66	4.66	4.66	4.7	
Amps	10.20	10.18	10.16	10.3	11.64	11.63	11.61	11.7	13.26	13.25	13.22	13.3	15.01	15.00	14.97	15.1	16.96	16.95	16.93	17.0	19.26	19.24	19.22	19.3	
Hi PR	279	280	282	286.9	322	323	325	329.9	367	368	370	375.0	416	417	419	423.5	468	469	471	475.8	524	525	527	531.7	
Lo PR	135	136	140	145.1	143	144	147	152.9	149	151	154	159.8	155	157	160	165.6	161	162	166	171.2	168	170	173	178.3	
MBh	42.5	43.1	44.3	46.1	42.2	42.7	43.9	45.7	41.1	41.7	42.9	44.7	39.4	39.9	41.1	42.9	37.2	37.7	38.9	40.7	35.2	35.8	36.9	38.8	
S/T	1.00	1.00	0.86	0.7	1.00	1.00	0.86	0.7	1.00	1.00	0.89	0.7	1.00	1.00	1.00	0.8	1.00	1.00	1.00	0.8	1.00	1.00	1.00	1.0	
ΔT	29.24	27.36	23.86	20.2	29.19	27.31	23.81	20.2	29.45	27.58	24.07	20.4	29.17	27.29	23.79	20.2	28.92	27.04	23.54	19.9	30.09	28.22	24.72	21.1	
kW	2.70	2.69	2.69	2.7	3.01	3.01	3.01	3.0	3.37	3.36	3.36	3.4	3.75	3.75	3.74	3.8	4.18	4.17	4.17	4.2	4.68	4.67	4.67	4.7	
Amps	10.26	10.25	10.22	10.3	11.71	11.69	11.67	11.8	13.32	13.31	13.29	13.4	15.07	15.06	15.03	15.1	17.03	17.01	16.99	17.1	19.32	19.31	19.28	19.4	
Hi PR	282	283	285	289.5	325	326	328	332.5	370	371	373	377.6	418	419	421	426.1	471	472	474	478.4	526	528	530	534.3	
Lo PR	137	139	142	147.8	145	147	150	155.6	152	154	157	162.4	158	159	163	168.2	164	165	168	173.9	171	172	176	181.0	

IDB: Entering Indoor Dry Bulb Temperature
 High and low pressures are measured at the liquid and suction access fittings.
 Shaded area reflects AHRI (TVA) conditions.
 Amps: Unit amps (comp.+ evaporator + condenser fan motors)
 kW = Total system power

EXPANDED COOLING DATA — AP*M348***31

IDB	AIRFLOW	OUTDOOR AMBIENT TEMPERATURE																							
		65				75				85				95				105				115			
		59	63	67	71	59	63	67	71	59	63	67	71	59	63	67	71	59	63	67	71	59	63	67	71
70	MBh	47.0	47.7	49.1	-	46.6	47.2	48.6	-	45.4	46.0	47.4	-	43.3	43.9	45.3	-	40.7	41.3	42.7	-	38.3	39.0	40.4	-
	S/T	0.64	0.57	0.43	-	0.65	0.57	0.43	-	1.00	0.60	0.46	-	1.00	0.62	0.48	-	1.00	0.64	0.50	-	1.00	1.00	0.55	-
	ΔT	19.89	18.01	14.51	-	19.84	17.96	14.45	-	20.10	18.23	14.72	-	19.82	17.94	14.44	-	19.57	17.69	14.18	-	20.75	18.87	15.36	-
	KW	3.19	3.18	3.18	-	3.54	3.54	3.53	-	3.94	3.94	3.93	-	4.37	4.37	4.36	-	4.85	4.85	4.84	-	5.41	5.41	5.41	-
	Amps	11.40	11.39	11.36	-	13.03	13.02	12.99	-	14.86	14.84	14.81	-	16.82	16.81	16.78	-	19.03	19.01	18.98	-	21.61	21.59	21.57	-
	Hi PR	268	269	271	-	310	311	313	-	344	355	357	-	402	403	405	-	453	454	456	-	508	509	511	-
	Lo PR	130	131	135	-	138	139	142	-	144	146	149	-	150	152	155	-	156	158	161	-	163	165	168	-
	MBh	47.4	48.1	49.5	-	47.0	47.7	49.1	-	45.8	46.4	47.8	-	43.7	44.3	45.7	-	41.1	41.8	43.2	-	38.8	39.4	40.8	-
	S/T	0.68	0.60	0.46	-	0.69	0.61	0.47	-	1.00	0.63	0.50	-	1.00	0.65	0.52	-	1.00	0.68	0.54	-	1.00	1.00	0.59	-
	ΔT	19.17	17.29	13.79	-	19.12	17.24	13.74	-	19.39	17.51	14.00	-	19.10	17.22	13.72	-	18.85	16.97	13.47	-	20.03	18.15	14.64	-
KW	3.20	3.19	3.19	-	3.55	3.55	3.54	-	3.95	3.95	3.94	-	4.38	4.38	4.37	-	4.86	4.86	4.85	-	5.43	5.42	5.42	-	
Amps	11.46	11.45	11.42	-	13.09	13.08	13.05	-	14.91	14.90	14.87	-	16.88	16.87	16.84	-	19.08	19.07	19.04	-	21.66	21.65	21.62	-	
Hi PR	269	271	272	-	312	313	315	-	356	357	359	-	403	404	406	-	454	456	458	-	509	510	512	-	
Lo PR	131	133	136	-	139	140	144	-	146	147	151	-	152	153	156	-	157	159	162	-	164	166	169	-	
MBh	48.5	49.2	50.6	-	48.1	48.8	50.2	-	46.9	47.5	48.9	-	44.8	45.4	46.8	-	42.2	42.9	44.3	-	39.9	40.5	41.9	-	
S/T	0.72	0.65	0.51	-	0.73	0.65	0.51	-	1.00	0.68	0.54	-	1.00	0.70	0.56	-	1.00	0.72	0.58	-	1.00	1.00	0.63	-	
ΔT	17.83	15.95	12.45	-	17.78	15.90	12.40	-	18.05	16.17	12.66	-	17.76	15.88	12.38	-	17.51	15.63	12.13	-	18.69	16.81	13.30	-	
KW	3.22	3.22	3.21	-	3.57	3.57	3.57	-	3.97	3.97	3.96	-	4.40	4.40	4.39	-	4.88	4.88	4.87	-	5.45	5.45	5.44	-	
Amps	11.56	11.54	11.52	-	13.19	13.18	13.15	-	15.01	15.00	14.97	-	16.98	16.96	16.94	-	19.18	19.17	19.14	-	21.76	21.75	21.72	-	
Hi PR	273	274	276	-	315	316	318	-	359	360	362	-	406	408	409	-	458	459	461	-	512	514	515	-	
Lo PR	134	136	139	-	142	144	147	-	149	150	154	-	155	156	160	-	160	162	165	-	168	169	172	-	
75	MBh	47.0	47.7	49.1	51.2	46.6	47.3	48.7	50.8	45.4	46.0	47.4	49.6	43.3	43.9	45.3	47.5	40.7	41.4	42.8	44.9	38.4	39.0	40.4	42.6
	S/T	0.78	0.70	0.56	0.4	1.00	0.70	0.57	0.4	1.00	0.73	0.59	0.4	1.00	0.75	0.61	0.5	1.00	1.00	0.63	0.5	1.00	1.00	0.69	0.5
	ΔT	24.02	22.14	18.64	15.0	23.97	22.09	18.58	15.0	24.23	22.35	18.85	15.2	23.95	22.07	18.56	14.9	23.70	21.82	18.31	14.7	24.87	23.00	19.49	15.9
	KW	3.18	3.18	3.17	3.2	3.54	3.54	3.53	3.6	3.94	3.93	3.93	4.0	4.37	4.36	4.36	4.4	4.85	4.85	4.84	4.9	5.41	5.41	5.40	5.4
	Amps	11.39	11.38	11.35	11.5	13.02	13.01	12.98	13.1	14.84	14.83	14.80	14.9	16.81	16.80	16.77	16.9	19.01	19.00	18.97	19.1	21.60	21.58	21.56	21.7
	Hi PR	268	269	271	275.8	310	311	313	318.0	354	356	357	362.1	402	403	405	409.7	453	454	456	460.9	508	509	511	515.6
	Lo PR	130	131	135	140.1	138	139	142	148.0	144	146	149	154.9	150	152	155	160.7	156	158	161	166.4	163	165	168	173.5
	MBh	47.4	48.1	49.5	51.6	47.0	47.7	49.1	51.2	45.8	46.5	47.9	50.0	43.7	44.4	45.8	47.9	41.1	41.8	43.2	45.3	38.8	39.4	40.8	43.0
	S/T	0.81	0.73	0.60	0.5	1.00	0.74	0.60	0.5	1.00	0.77	0.63	0.5	1.00	0.79	0.65	0.5	1.00	1.00	0.67	0.5	1.00	1.00	0.72	0.6
	ΔT	23.30	21.42	17.92	14.3	23.25	21.37	17.87	14.2	23.51	21.64	18.13	14.5	23.23	21.35	17.85	14.2	22.98	21.10	17.60	14.0	24.16	22.28	18.77	15.1
KW	3.19	3.19	3.19	3.2	3.55	3.55	3.54	3.6	3.95	3.95	3.94	4.0	4.38	4.38	4.37	4.4	4.86	4.86	4.85	4.9	5.42	5.42	5.41	5.4	
Amps	11.45	11.43	11.41	11.5	13.08	13.07	13.04	13.2	14.90	14.89	14.86	15.0	16.87	16.85	16.83	17.0	19.07	19.06	19.03	19.2	21.65	21.64	21.61	21.7	
Hi PR	270	271	273	277.3	312	313	315	319.4	356	357	359	363.6	403	405	406	411.1	455	456	458	462.4	509	511	512	517.1	
Lo PR	131	133	136	141.4	139	140	144	149.2	146	147	151	156.1	152	153	156	161.9	157	159	162	167.7	164	166	169	174.8	
MBh	48.6	49.2	50.6	52.7	48.1	48.8	50.2	52.3	46.9	47.6	49.0	51.1	44.8	45.5	46.9	49.0	42.2	42.9	44.3	46.4	39.9	40.6	42.0	44.1	
S/T	1.00	0.78	0.64	0.5	1.00	0.78	0.65	0.5	1.00	0.81	0.67	0.5	1.00	1.00	0.69	0.5	1.00	1.00	0.71	0.6	1.00	1.00	0.77	0.6	
ΔT	21.96	20.08	16.58	12.9	21.91	20.03	16.53	12.9	22.17	20.30	16.79	13.2	21.89	20.01	16.51	12.9	21.64	19.76	16.26	12.6	22.82	20.94	17.43	13.8	
KW	3.22	3.21	3.21	3.2	3.57	3.57	3.56	3.6	3.97	3.97	3.96	4.0	4.40	4.40	4.39	4.4	4.88	4.88	4.87	4.9	5.45	5.44	5.44	5.5	
Amps	11.55	11.53	11.51	11.6	13.18	13.16	13.14	13.3	15.00	14.98	14.96	15.1	16.97	16.95	16.93	17.1	19.17	19.15	19.13	19.3	21.75	21.74	21.71	21.8	
Hi PR	273	274	276	280.5	315	316	318	322.6	359	360	362	366.8	407	408	410	414.3	458	459	461	465.6	513	514	516	520.3	
Lo PR	134	136	139	144.5	142	144	147	152.4	149	150	154	159.2	155	156	160	165.1	160	162	165	170.8	168	169	172	177.9	

Shaded area reflects ACCA (TVA) conditions.

IDB: Entering Indoor Dry Bulb Temperature
High and low pressures are measured at the liquid and suction access fittings.

Amps: Unit amps (comp.+evaporator + condenser fan motors)
kW = Total system power

IDB	OUTDOOR AMBIENT TEMPERATURE												105												115											
	65				75				85				95				105				115															
	AIRFLOW	59	63	67	71	59	63	67	71	59	63	67	71	59	63	67	71	59	63	67	71	59	63	67	71											
80	MBh	47.3	47.9	49.3	51.5	46.8	47.5	48.9	51.0	45.6	46.3	47.7	49.8	43.5	44.2	45.6	47.7	41.0	41.6	43.0	45.2	38.6	39.3	40.7	42.8											
	S/T	1.00	0.83	0.69	0.5	1.00	0.83	0.69	0.5	1.00	1.00	0.72	0.6	1.00	1.00	0.74	0.6	1.00	1.00	0.76	0.6	1.00	1.00	0.76	0.6											
	ΔT	28.18	26.30	22.79	19.2	28.13	26.25	22.74	19.1	28.39	26.51	23.01	19.4	28.11	26.23	22.72	19.1	27.86	25.98	22.47	18.8	29.03	27.15	23.65	20.0											
	kW	3.18	3.18	3.18	3.2	3.54	3.54	3.53	3.6	3.94	3.94	3.93	4.0	4.37	4.37	4.36	4.4	4.85	4.85	4.84	4.9	5.41	5.41	5.41	5.4											
	Amps	11.40	11.39	11.36	11.5	13.03	13.02	12.99	13.1	14.85	14.84	14.81	14.9	16.82	16.81	16.78	16.9	19.02	19.01	18.98	19.1	21.61	21.59	21.56	21.7											
	Hi/PR	269	270	272	276.3	311	312	314	318.5	355	356	358	362.6	402	404	405	410.2	454	455	455	461.4	508	510	511	516.1											
Lo/PR	130	132	135	140.7	138	140	143	148.6	145	147	150	155.4	151	152	156	161.3	157	158	161	167.0	164	165	169	174.1												
80	MBh	47.7	48.3	49.7	51.9	47.3	47.9	49.3	51.5	46.0	46.7	48.1	50.2	43.9	44.6	46.0	48.1	41.4	42.0	43.4	45.6	39.0	39.7	41.1	43.2											
	S/T	1.00	0.86	0.72	0.6	1.00	0.87	0.73	0.6	1.00	1.00	0.76	0.6	1.00	1.00	0.78	0.6	1.00	1.00	0.80	0.7	1.00	1.00	0.7												
	ΔT	27.46	25.58	22.07	18.4	27.41	25.53	22.02	18.4	27.67	25.79	22.29	18.7	27.39	25.51	22.00	18.4	27.14	25.26	21.75	18.1	28.31	26.44	22.93	19.3											
	kW	3.20	3.19	3.19	3.2	3.55	3.55	3.54	3.6	3.95	3.95	3.94	4.0	4.38	4.38	4.37	4.4	4.86	4.86	4.85	4.9	5.43	5.42	5.42	5.4											
	Amps	11.46	11.44	11.42	11.5	13.09	13.07	13.05	13.2	14.91	14.89	14.87	15.0	16.88	16.86	16.84	17.0	19.08	19.06	19.04	19.2	21.66	21.65	21.62	21.7											
	Hi/PR	270	271	273	277.8	312	313	315	319.9	356	358	359	364.1	404	405	407	411.6	455	456	458	462.9	510	511	513	517.6											
Lo/PR	132	133	136	142.0	139	141	144	149.8	146	148	151	156.7	152	154	157	162.5	158	159	163	168.2	165	167	170	175.4												
1800	MBh	48.8	49.5	50.9	53.0	48.4	49.0	50.4	52.6	47.2	47.8	49.2	51.3	45.1	45.7	47.1	49.2	42.5	43.1	44.5	46.7	40.1	40.8	42.2	44.3											
	S/T	1.00	0.91	0.77	0.6	1.00	0.91	0.77	0.6	1.00	1.00	0.80	0.7	1.00	1.00	0.82	0.7	1.00	1.00	0.84	0.7	1.00	1.00	0.7												
	ΔT	26.12	24.24	20.73	17.1	26.07	24.19	20.68	17.1	26.33	24.45	20.95	17.3	26.05	24.17	20.66	17.0	25.80	23.92	20.41	16.8	26.97	25.10	21.59	18.0											
	kW	3.22	3.22	3.21	3.2	3.57	3.57	3.57	3.6	3.97	3.97	3.96	4.0	4.40	4.40	4.39	4.4	4.88	4.88	4.87	4.9	5.45	5.44	5.44	5.5											
	Amps	11.56	11.54	11.51	11.6	13.19	13.17	13.15	13.3	15.01	14.99	14.97	15.1	16.98	16.96	16.93	17.1	19.18	19.16	19.14	19.3	21.76	21.75	21.72	21.8											
	Hi/PR	273	274	276	281.0	315	317	318	323.1	360	361	363	367.3	407	408	410	414.8	458	460	461	466.1	513	514	516	520.8											
Lo/PR	135	136	140	145.1	143	144	147	152.9	149	151	154	159.8	155	157	160	165.6	161	163	166	171.3	168	170	173	178.5												

1400	MBh	48.1	48.7	50.1	52.3	47.6	48.3	49.7	51.8	46.4	47.1	48.5	50.6	44.3	45.0	46.4	48.5	41.7	42.4	43.8	45.9	39.4	40.1	41.5	43.6
	S/T	1.00	0.93	0.79	0.6	1.00	1.00	0.80	0.7	1.00	1.00	0.82	0.7	1.00	1.00	0.84	0.7	1.00	1.00	0.86	0.7	1.00	1.00	0.7	
	ΔT	31.86	29.99	26.48	22.8	31.81	29.94	26.43	22.8	32.08	30.20	26.69	23.1	31.79	29.92	26.41	22.8	31.54	29.67	26.16	22.5	32.72	30.84	27.33	23.7
	kW	3.19	3.19	3.18	3.2	3.55	3.54	3.54	3.6	3.95	3.94	3.94	4.0	4.38	4.37	4.37	4.4	4.86	4.85	4.85	4.9	5.42	5.42	5.41	5.4
	Amps	11.43	11.42	11.39	11.5	13.06	13.05	13.02	13.1	14.88	14.87	14.84	15.0	16.85	16.84	16.81	16.9	19.05	19.04	19.01	19.1	21.64	21.62	21.60	21.7
	Hi/PR	270	271	273	277.6	312	313	315	319.7	356	357	359	363.9	404	405	407	411.4	455	456	458	462.7	510	511	513	517.4
Lo/PR	132	134	137	142.6	140	142	145	150.5	147	149	152	157.4	153	154	158	163.2	159	160	163	168.9	166	167	171	176.0	
1525	MBh	48.5	49.1	50.5	52.7	48.1	48.7	50.1	52.2	46.8	47.5	48.9	51.0	44.7	45.4	46.8	48.9	42.2	42.8	44.2	46.4	39.8	40.5	41.9	44.0
	S/T	1.00	0.97	0.83	0.7	1.00	1.00	0.83	0.7	1.00	1.00	0.86	0.7	1.00	1.00	0.88	0.7	1.00	1.00	0.90	0.8	1.00	1.00	0.8	
	ΔT	31.15	29.27	25.76	22.1	31.10	29.22	25.71	22.1	31.36	29.48	25.97	22.3	31.08	29.20	25.69	22.1	30.83	28.95	25.44	21.8	32.00	30.12	26.62	23.0
	kW	3.20	3.20	3.19	3.2	3.56	3.56	3.55	3.6	3.96	3.95	3.95	4.0	4.39	4.38	4.38	4.4	4.87	4.87	4.86	4.9	5.43	5.43	5.42	5.5
	Amps	11.49	11.47	11.45	11.6	13.12	13.10	13.08	13.2	14.94	14.92	14.90	15.0	16.91	16.89	16.87	17.0	19.11	19.10	19.07	19.2	21.69	21.68	21.65	21.8
	Hi/PR	271	273	274	279.0	313	315	317	321.2	358	359	361	365.3	405	406	408	412.9	456	458	459	464.1	511	512	514	518.8
Lo/PR	134	135	138	143.9	141	143	146	151.8	148	150	153	158.6	154	156	159	164.4	160	161	165	170.2	167	169	172	177.3	
1800	MBh	49.6	50.2	51.6	53.8	49.2	49.8	51.2	53.4	47.9	48.6	50.0	52.1	45.8	46.5	47.9	50.0	43.3	43.9	45.3	47.5	40.9	41.6	43.0	45.1
	S/T	1.00	1.00	0.87	0.7	1.00	1.00	0.88	0.7	1.00	1.00	0.90	0.8	1.00	1.00	0.92	0.8	1.00	1.00	0.94	0.8	1.00	1.00	0.9	
	ΔT	29.81	27.93	24.42	20.8	29.76	27.88	24.37	20.7	30.02	28.14	24.63	21.0	29.74	27.86	24.35	20.7	29.49	27.61	24.10	20.5	30.66	28.78	25.28	21.6
	kW	3.22	3.22	3.22	3.2	3.58	3.58	3.57	3.6	3.98	3.98	3.97	4.0	4.41	4.41	4.40	4.4	4.89	4.89	4.88	4.9	5.45	5.45	5.45	5.5
	Amps	11.59	11.57	11.55	11.7	13.22	13.20	13.18	13.3	15.04	15.02	15.00	15.1	17.01	16.99	16.97	17.1	19.21	19.19	19.17	19.3	21.79	21.78	21.75	21.9
	Hi/PR	275	276	278	282.2	317	318	320	324.4	361	362	364	368.5	408	410	411	416.1	460	461	463	467.3	514	516	517	522.0
Lo/PR	137	138	142	147.0	144	146	149	154.9	151	153	156	161.8	157	159	162	167.6	163	164	168	173.3	170	172	175	180.4	

kw = Total system power
Amps: Unit amps (comp.+ evaporator + condenser fan motors)

Shaded area reflects AHRI (TVA) conditions.

IDB: Entering Indoor Dry Bulb Temperature
High and low pressures are measured at the liquid and suction access fittings.

IDB	AIRFLOW	OUTDOOR AMBIENT TEMPERATURE												ENTERING INDOOR WET BULB TEMPERATURE											
		65				75				85				95				105				115			
		59	63	67	71	59	63	67	71	59	63	67	71	59	63	67	71	59	63	67	71	59	63	67	71
70	1500	26.3	26.7	27.5	-	26.1	26.4	27.2	-	25.4	25.8	26.5	-	24.2	24.6	25.4	-	22.8	23.1	23.9	-	21.4	21.8	22.6	-
	S/T	0.61	0.53	0.39	-	0.62	0.54	0.40	-	1.00	0.56	0.43	-	1.00	0.58	0.45	-	1.00	0.61	0.47	-	1.00	0.66	0.52	-
	ΔT	20.66	18.76	15.21	-	20.61	18.71	15.15	-	20.88	18.97	15.42	-	20.59	18.69	15.13	-	20.34	18.43	14.88	-	21.53	19.62	16.07	-
	kW	1196.61	1195.55	1193.25	-	1331.06	1330.00	1327.70	-	1481.14	1480.09	1477.79	-	1643.56	1642.50	1640.20	-	1825.03	1823.97	1821.67	-	2037.93	2036.87	2034.57	-
	Amps	4.25	4.24	4.23	-	4.83	4.83	4.82	-	5.48	5.48	5.47	-	6.19	6.18	6.17	-	6.98	6.97	6.96	-	7.90	7.90	7.89	-
Hi PR	246	247	249	-	285	286	288	-	326	327	329	-	370	371	372	-	417	418	420	-	467	468	470	-	
Lo PR	129	130	133	-	136	138	141	-	143	145	148	-	149	151	154	-	155	156	160	-	162	163	167	-	
70	1700	26.7	27.1	27.8	-	26.4	26.8	27.6	-	25.8	26.1	26.9	-	24.6	24.9	25.7	-	23.1	23.5	24.3	-	21.8	22.2	23.0	-
	S/T	0.68	0.60	0.46	-	0.68	0.60	0.47	-	1.00	0.63	0.49	-	1.00	0.65	0.51	-	1.00	0.67	0.53	-	1.00	1.00	0.59	-
	ΔT	19.43	17.52	13.97	-	19.37	17.47	13.92	-	19.64	17.74	14.19	-	19.35	17.45	13.90	-	19.10	17.20	13.64	-	20.29	18.39	14.84	-
	kW	1204.10	1203.04	1200.74	-	1338.55	1337.49	1335.20	-	1488.64	1487.58	1485.28	-	1651.05	1650.00	1647.70	-	1832.52	1831.46	1829.17	-	2045.42	2044.36	2042.07	-
	Amps	4.28	4.27	4.26	-	4.86	4.86	4.85	-	5.52	5.51	5.50	-	6.22	6.22	6.21	-	7.01	7.01	7.00	-	7.94	7.93	7.92	-
Hi PR	248	250	251	-	287	288	290	-	328	329	331	-	372	373	375	-	419	420	422	-	470	471	472	-	
Lo PR	131	132	135	-	138	140	143	-	145	147	150	-	151	153	156	-	157	158	162	-	164	165	169	-	
70	1900	27.1	27.5	28.3	-	26.9	27.3	28.0	-	26.2	26.6	27.4	-	25.0	25.4	26.2	-	23.6	23.9	24.7	-	22.3	22.6	23.4	-
	S/T	0.71	0.63	0.50	-	0.72	0.64	0.50	-	1.00	0.67	0.53	-	1.00	0.69	0.55	-	1.00	0.71	0.57	-	1.00	1.00	0.62	-
	ΔT	18.40	16.50	12.94	-	18.35	16.44	12.89	-	18.61	16.71	13.16	-	18.33	16.42	12.87	-	18.07	16.17	12.62	-	19.26	17.36	13.81	-
	kW	1210.31	1209.25	1206.95	-	1344.76	1343.70	1341.40	-	1494.85	1493.79	1491.49	-	1657.26	1656.21	1653.91	-	1838.73	1837.67	1835.37	-	2051.63	2050.57	2048.27	-
	Amps	4.31	4.30	4.29	-	4.89	4.89	4.88	-	5.54	5.54	5.53	-	6.25	6.24	6.23	-	7.04	7.03	7.02	-	7.96	7.96	7.95	-
Hi PR	251	252	253	-	289	291	292	-	330	331	333	-	374	375	377	-	421	422	424	-	472	473	475	-	
Lo PR	133	134	138	-	141	142	146	-	148	149	152	-	153	155	158	-	159	161	164	-	166	168	171	-	

75	1500	26.3	26.7	27.5	28.7	26.1	26.5	27.3	28.5	25.4	25.8	26.6	27.8	24.2	24.6	25.4	26.6	22.8	23.1	23.9	25.1	21.5	21.8	22.6	23.8
	S/T	0.74	0.66	0.53	0.4	1.00	0.67	0.53	0.4	1.00	0.70	0.56	0.4	1.00	0.71	0.58	0.4	1.00	1.00	0.60	0.5	1.00	1.00	0.65	0.6
	ΔT	24.84	22.94	19.39	15.7	24.79	22.89	19.34	15.7	25.06	23.16	19.60	15.9	24.77	22.87	19.32	15.6	24.52	22.62	19.06	15.4	25.71	23.81	20.25	16.6
	kW	1195.73	1194.68	1192.38	1202.7	1330.19	1329.13	1326.83	1337.1	1480.27	1479.21	1476.91	1487.2	1642.69	1641.63	1639.33	1649.6	1824.16	1823.10	1820.80	1831.1	2037.06	2036.00	2033.70	2044.0
	Amps	4.24	4.24	4.23	4.3	4.83	4.82	4.81	4.9	5.48	5.47	5.46	5.5	6.18	6.18	6.17	6.2	6.97	6.97	6.96	7.0	7.90	7.89	7.88	7.9
Hi PR	246	247	249	253.5	285	286	288	292.4	326	327	329	333.1	370	371	373	377.0	417	418	420	424.3	468	469	470	474.7	
Lo PR	129	130	133	138.9	136	138	141	146.8	143	145	148	153.6	149	151	154	159.4	155	156	160	165.1	162	163	167	172.2	
75	1700	26.7	27.1	27.9	29.1	26.5	26.8	27.6	28.8	25.8	26.1	26.9	28.1	24.6	25.0	25.7	26.9	23.1	23.5	24.3	25.5	21.8	22.2	23.0	24.2
	S/T	0.81	0.73	0.59	0.4	1.00	0.74	0.60	0.5	1.00	0.76	0.62	0.5	1.00	0.78	0.64	0.5	1.00	1.00	0.67	0.5	1.00	1.00	0.72	0.6
	ΔT	23.61	21.71	18.15	14.5	23.56	21.65	18.10	14.4	23.83	21.92	18.37	14.7	23.54	21.64	18.08	14.4	23.28	21.38	17.83	14.1	24.48	22.57	19.02	15.3
	kW	1203.23	1202.17	1199.87	1210.2	1337.68	1336.62	1334.32	1344.6	1487.76	1486.71	1484.41	1494.7	1650.18	1649.12	1646.82	1657.1	1831.65	1830.59	1828.29	1838.6	2044.55	2043.49	2041.19	2051.5
	Amps	4.27	4.27	4.26	4.3	4.86	4.85	4.84	4.9	5.51	5.51	5.50	5.5	6.22	6.21	6.20	6.2	7.01	7.00	6.99	7.0	7.93	7.93	7.92	8.0
Hi PR	249	250	251	255.8	288	289	290	294.6	328	329	331	335.4	372	373	375	379.2	419	420	422	426.5	470	471	473	477.0	
Lo PR	131	132	135	141.0	138	140	143	148.8	145	147	150	155.6	151	153	156	161.4	157	158	162	167.1	164	165	169	174.2	
75	1900	27.1	27.5	28.3	29.5	26.9	27.3	28.1	29.3	26.2	26.6	27.4	28.6	25.0	25.4	26.2	27.4	23.6	24.0	24.7	25.9	22.3	22.6	23.4	24.6
	S/T	0.84	0.77	0.63	0.5	1.00	0.77	0.63	0.5	1.00	0.80	0.66	0.5	1.00	1.00	0.68	0.5	1.00	1.00	0.70	0.6	1.00	1.00	0.75	0.6
	ΔT	22.58	20.68	17.13	13.4	22.53	20.63	17.07	13.4	22.80	20.89	17.34	13.7	22.51	20.61	17.05	13.4	22.26	20.35	16.80	13.1	23.45	21.54	17.99	14.3
	kW	1209.44	1208.38	1206.08	1216.4	1343.89	1342.83	1340.53	1350.8	1493.97	1492.92	1490.62	1500.9	1656.39	1655.33	1653.03	1663.3	1837.86	1836.80	1834.50	1844.8	2050.76	2049.70	2047.40	2057.7
	Amps	4.30	4.30	4.29	4.3	4.89	4.88	4.87	4.9	5.54	5.53	5.52	5.6	6.24	6.24	6.23	6.3	7.03	7.03	7.02	7.1	7.96	7.95	7.94	8.0
Hi PR	251	252	254	257.9	290	291	293	296.8	330	332	333	337.5	374	375	377	381.4	422	423	424	428.7	472	473	475	479.1	
Lo PR	133	134	138	143.2	141	142	146	151.0	148	149	152	157.9	153	155	158	163.7	159	161	164	169.4	166	168	171	176.5	

IDB: Entering Indoor Dry Bulb Temperature
 High and low pressures are measured at the liquid and suction access fittings.
 Shaded area reflects ACCA (TVA) conditions.
 Amps: Unit amps (comp.+ evaporator + condenser fan motors)
 kW = Total system power

IDB	AIRFLOW	OUTDOOR AMBIENT TEMPERATURE																							
		65				75				85				95				105				115			
		59	63	67	71	59	63	67	71	59	63	67	71	59	63	67	71	59	63	67	71	59	63	67	71
80	MBh	26.5	26.8	27.6	28.8	26.2	26.6	27.4	28.6	25.5	25.9	26.7	27.9	24.4	24.7	25.5	26.7	22.9	23.3	24.1	25.3	22.9	23.3	24.1	25.3
	S/T	1.00	0.79	0.65	0.5	1.00	0.80	0.66	0.5	1.00	1.00	0.68	0.5	1.00	1.00	0.70	0.6	1.00	1.00	0.73	0.6	1.00	1.00	0.73	0.6
	ΔT	29.06	27.15	23.60	19.9	29.01	27.10	23.55	19.9	29.27	27.37	23.82	20.1	28.99	27.08	23.53	19.8	28.73	26.83	23.28	19.6	28.73	26.83	23.28	19.6
	kW	1196.44	1195.38	1193.08	1,203.4	1330.89	1329.83	1327.54	1,337.8	1480.98	1479.92	1477.62	1,487.9	1643.39	1642.34	1640.04	1,650.3	1824.86	1823.80	1821.51	1,831.8	2037.76	2036.71	2034.41	2,044.7
	Amps	4.24	4.24	4.23	4.3	4.83	4.82	4.81	4.9	5.48	5.48	5.47	5.5	6.19	6.18	6.17	6.2	6.98	6.97	6.96	7.0	7.90	7.90	7.89	7.9
	Hi-PR	247	248	250	254.0	286	287	289	292.9	326	328	329	333.6	370	371	373	377.4	418	419	420	424.7	468	469	471	475.2
	Lo-PR	129	131	134	139.5	137	139	142	147.3	144	145	149	154.2	150	151	155	160.0	155	157	160	165.7	162	164	167	172.8
	MBh	26.8	27.2	28.0	29.2	26.6	27.0	27.8	29.0	25.9	26.3	27.1	28.3	24.7	25.1	25.9	27.1	23.3	23.7	24.4	25.6	22.0	22.3	23.1	24.3
	S/T	1.00	0.86	0.72	0.6	1.00	0.86	0.73	0.6	1.00	1.00	0.75	0.6	1.00	1.00	0.77	0.6	1.00	1.00	0.79	0.6	1.00	1.00	0.79	0.6
	ΔT	27.82	25.92	22.37	18.7	27.77	25.87	22.31	18.6	28.04	26.13	22.58	18.9	27.75	25.85	22.29	18.6	27.50	25.59	22.04	18.4	28.69	26.78	23.23	19.6
kW	1203.93	1202.88	1200.58	1,210.9	1338.39	1337.33	1335.03	1,345.3	1488.47	1487.41	1485.11	1,495.4	1650.89	1649.83	1647.53	1,657.8	1832.36	1831.30	1829.00	1,839.3	2045.26	2044.20	2041.90	2,052.2	
Amps	4.28	4.27	4.26	4.3	4.86	4.86	4.85	4.9	5.51	5.51	5.50	5.5	6.22	6.22	6.21	6.3	7.01	7.00	6.99	7.0	7.94	7.93	7.92	8.0	
Hi-PR	249	250	252	256.2	288	289	291	295.1	329	330	332	335.8	373	374	375	379.7	420	421	423	427.0	470	471	473	477.4	
Lo-PR	131	133	136	141.5	139	141	144	149.3	146	147	151	156.2	152	153	157	162.0	157	159	162	167.7	164	166	169	174.8	
MBh	27.3	27.6	28.4	29.6	27.0	27.4	28.2	29.4	26.4	26.7	27.5	28.7	25.2	25.5	26.3	27.5	23.7	24.1	24.9	26.1	22.4	22.8	23.6	24.8	
S/T	1.00	0.89	0.75	0.6	1.00	0.90	0.76	0.6	1.00	1.00	0.79	0.6	1.00	1.00	0.81	0.7	1.00	1.00	0.83	0.7	1.00	1.00	0.83	0.7	
ΔT	26.79	24.89	21.34	17.7	26.74	24.84	21.29	17.6	27.01	25.11	21.55	17.9	26.72	24.82	21.27	17.6	26.47	24.57	21.01	17.3	27.66	25.76	22.20	18.5	
kW	1210.14	1209.09	1206.79	1,217.1	1344.60	1343.54	1341.24	1,351.5	1494.68	1493.62	1491.32	1,501.6	1657.10	1656.04	1653.74	1,664.0	1838.57	1837.51	1835.21	1,845.5	2051.47	2050.41	2048.11	2,058.4	
Amps	4.30	4.30	4.29	4.3	4.89	4.88	4.87	4.9	5.54	5.54	5.53	5.6	6.25	6.24	6.23	6.3	7.04	7.03	7.02	7.1	7.96	7.96	7.95	8.0	
Hi-PR	251	252	254	258.4	290	291	293	297.3	331	332	334	338.0	375	376	378	381.8	422	423	425	429.1	472	474	475	479.6	
Lo-PR	133	135	138	143.8	141	143	146	151.6	148	150	153	158.5	154	155	159	164.2	160	161	164	169.9	167	168	172	177.1	

MBh	26.9	27.3	28.1	29.3	26.7	27.0	27.8	29.0	26.0	26.4	27.1	28.3	24.8	25.2	26.0	27.2	23.4	23.7	24.5	25.7	22.0	22.4	23.2	24.4
S/T	1.00	0.89	0.76	0.6	1.00	1.00	0.76	0.6	1.00	1.00	0.79	0.6	1.00	1.00	0.81	0.7	1.00	1.00	0.83	0.7	1.00	1.00	0.83	0.7
ΔT	32.79	30.89	27.34	23.7	32.74	30.84	27.29	23.6	33.01	31.11	27.55	23.9	32.72	30.82	27.27	23.6	32.47	30.56	27.01	23.3	33.66	31.76	28.20	24.5
kW	1199.01	1197.96	1195.66	1,205.9	1333.46	1332.41	1330.11	1,340.4	1483.55	1482.49	1480.19	1,490.5	1645.97	1644.91	1642.61	1,652.9	1827.43	1826.38	1824.08	1,834.4	2040.33	2039.28	2036.98	2,047.3
Amps	4.26	4.25	4.24	4.3	4.84	4.84	4.83	4.9	5.49	5.49	5.48	5.5	6.20	6.19	6.18	6.2	6.99	6.98	6.97	7.0	7.91	7.91	7.90	7.9
Hi-PR	248	249	251	255.1	287	288	290	294.0	328	329	330	334.7	371	373	374	378.6	419	420	422	425.9	469	470	472	476.3
Lo-PR	131	133	136	141.4	139	141	144	149.3	146	147	151	156.1	152	153	156	161.9	157	159	162	167.6	164	166	169	174.7
MBh	27.3	27.6	28.4	29.6	27.0	27.4	28.2	29.4	26.4	26.7	27.5	28.7	25.2	25.5	26.3	27.5	23.7	24.1	24.9	26.1	22.4	22.8	23.6	24.8
S/T	1.00	0.96	0.82	0.7	1.00	1.00	0.83	0.7	1.00	1.00	0.85	0.7	1.00	1.00	0.87	0.7	1.00	1.00	0.89	0.8	1.00	1.00	0.90	0.8
ΔT	31.56	29.65	26.10	22.4	31.51	29.60	26.05	22.4	31.77	29.87	26.32	22.6	31.49	29.58	26.03	22.3	31.23	29.33	25.78	22.1	32.42	30.52	26.97	23.3
kW	1206.51	1205.45	1203.15	1,213.4	1340.96	1339.90	1337.60	1,347.9	1491.04	1489.99	1487.69	1,498.0	1653.46	1652.40	1650.10	1,660.4	1834.93	1833.87	1831.57	1,841.9	2047.83	2046.77	2044.47	2,054.8
Amps	4.29	4.28	4.27	4.3	4.87	4.87	4.86	4.9	5.53	5.52	5.51	5.6	6.23	6.23	6.22	6.3	7.02	7.02	7.01	7.1	7.95	7.94	7.93	8.0
Hi-PR	250	251	253	257.4	289	290	292	296.3	330	331	333	337.0	374	375	377	380.8	421	422	424	428.1	471	473	474	478.6
Lo-PR	133	135	138	143.4	141	143	146	151.3	148	149	153	158.1	154	155	158	163.9	159	161	164	169.6	166	168	171	176.7
MBh	27.7	28.1	28.9	30.1	27.5	27.9	28.6	29.8	26.8	27.2	28.0	29.2	25.6	26.0	26.8	28.0	24.2	24.5	25.3	26.5	22.8	23.2	24.0	25.2
S/T	1.00	1.00	0.86	0.7	1.00	1.00	0.86	0.7	1.00	1.00	0.89	0.7	1.00	1.00	0.91	0.8	1.00	1.00	0.93	0.8	1.00	1.00	0.93	0.8
ΔT	30.53	28.63	25.07	21.4	30.48	28.58	25.02	21.3	30.75	28.84	25.29	21.6	30.46	28.56	25.00	21.3	30.20	28.30	24.75	21.1	31.40	29.49	25.94	22.3
kW	1212.72	1211.66	1209.36	1,219.6	1347.17	1346.11	1343.81	1,354.1	1497.25	1496.19	1493.90	1,504.2	1659.67	1658.61	1656.31	1,666.6	1841.14	1840.08	1837.78	1,848.1	2054.04	2052.98	2050.68	2,061.0
Amps	4.32	4.31	4.30	4.3	4.90	4.90	4.89	4.9	5.55	5.55	5.54	5.6	6.26	6.25	6.24	6.3	7.05	7.04	7.03	7.1	7.97	7.97	7.96	8.0
Hi-PR	252	254	255	259.5	291	292	294	298.4	332	333	335	339.1	376	377	379	383.0	423	424	426	430.3	474	475	476	480.7
Lo-PR	135	137	140	145.7	143	145	148	153.5	150	152	155	160.4	156	157	161	166.2	162	163	166	171.9	169	170	174	179.0

IDB: Entering Indoor Dry Bulb Temperature
 High and low pressures are measured at the liquid and suction access fittings.
 Shaded area reflects AHRI (TVA) conditions.
 Amps: Unit amps (comp.+ evaporator + condenser fan motors)
 kW = Total system power

EXPANDED COOLING DATA — AP*M360***31 STAGE 2

IDB	AIRFLOW	OUTDOOR AMBIENT TEMPERATURE												ENTERING INDOOR WET BULB TEMPERATURE											
		65				75				85				95				105				115			
		59	63	67	71	59	63	67	71	59	63	67	71	59	63	67	71	59	63	67	71	59	63	67	71
70	1500	57.0	57.8	59.5	-	56.5	57.3	59.0	-	55.0	55.8	57.5	-	52.5	53.3	55.0	-	49.3	50.1	51.8	-	46.5	47.3	49.0	-
	S/T	0.60	0.53	0.39	-	0.61	0.53	0.40	-	0.63	0.56	0.42	-	0.65	0.58	0.44	-	1.00	0.60	0.47	-	1.00	0.65	0.52	-
	ΔT	21.45	19.46	15.74	-	21.40	19.41	15.69	-	21.68	19.69	15.97	-	21.38	19.39	15.67	-	21.11	19.12	15.40	-	22.36	20.37	16.65	-
	kW	3839.31	3835.82	3828.24	-	4282.67	4279.18	4271.60	-	4777.57	4774.08	4766.50	-	5313.14	5309.65	5302.07	-	5911.52	5908.03	5900.45	-	6613.56	6610.07	6602.49	-
	Amps	13.05	13.04	13.01	-	14.98	14.97	14.93	-	17.13	17.12	17.08	-	19.46	19.45	19.41	-	22.06	22.05	22.01	-	25.12	25.10	25.07	-
	Hi PR	277	278	280	-	320	322	324	-	366	367	369	-	415	417	419	-	468	470	472	-	525	526	528	-
	Lo PR	122	123	126	-	129	131	134	-	136	137	140	-	141	143	146	-	147	148	151	-	153	155	158	-
	1700	57.7	58.5	60.2	-	57.2	58.0	59.7	-	55.7	56.5	58.2	-	53.2	54.0	55.7	-	50.0	50.8	52.5	-	47.2	48.0	49.7	-
	S/T	0.66	0.58	0.45	-	0.66	0.59	0.45	-	0.69	0.61	0.48	-	0.71	0.63	0.50	-	1.00	0.65	0.52	-	1.00	0.70	0.57	-
	ΔT	20.33	18.34	14.62	-	20.27	18.28	14.56	-	20.55	18.56	14.84	-	20.25	18.26	14.54	-	19.99	18.00	14.28	-	21.23	19.24	15.53	-
kW	3860.82	3857.33	3849.75	-	4304.17	4300.68	4293.10	-	4799.07	4795.58	4788.00	-	5334.64	5331.15	5323.57	-	5933.02	5929.54	5921.96	-	6635.06	6631.57	6623.99	-	
Amps	13.15	13.13	13.10	-	15.07	15.06	15.03	-	17.23	17.21	17.18	-	19.55	19.54	19.51	-	22.16	22.14	22.11	-	25.21	25.19	25.16	-	
Hi PR	279	280	282	-	323	324	326	-	368	370	371	-	418	419	421	-	471	472	474	-	527	529	530	-	
Lo PR	124	125	128	-	131	132	136	-	137	139	142	-	143	144	147	-	148	150	153	-	155	157	160	-	
1900	58.6	59.4	61.1	-	58.1	58.9	60.6	-	56.6	57.4	59.1	-	54.0	54.8	56.5	-	50.9	51.7	53.4	-	48.0	48.8	50.5	-	
S/T	0.69	0.61	0.48	-	0.70	0.62	0.49	-	0.72	0.64	0.51	-	1.00	0.66	0.53	-	1.00	0.69	0.55	-	1.00	0.74	0.60	-	
ΔT	19.37	17.38	13.66	-	19.32	17.33	13.61	-	19.60	17.61	13.89	-	19.30	17.31	13.59	-	19.03	17.04	13.32	-	20.28	18.29	14.57	-	
kW	3879.04	3875.55	3867.97	-	4322.39	4318.90	4311.32	-	4817.29	4813.81	4806.23	-	5352.86	5349.37	5341.79	-	5951.25	5947.76	5940.18	-	6653.28	6649.79	6642.21	-	
Amps	13.23	13.21	13.18	-	15.15	15.14	15.11	-	17.31	17.29	17.26	-	19.63	19.62	19.59	-	22.24	22.22	22.19	-	25.29	25.27	25.24	-	
Hi PR	281	282	284	-	325	326	328	-	370	372	374	-	420	421	423	-	473	474	476	-	529	531	533	-	
Lo PR	125	127	130	-	133	134	137	-	139	141	144	-	145	146	149	-	150	152	155	-	157	158	161	-	

IDB	AIRFLOW	OUTDOOR AMBIENT TEMPERATURE												ENTERING INDOOR WET BULB TEMPERATURE											
		65				75				85				95				105				115			
		59	63	67	71	59	63	67	71	59	63	67	71	59	63	67	71	59	63	67	71	59	63	67	71
75	1500	57.0	57.9	59.6	62.2	56.5	57.3	59.0	61.6	55.0	55.9	57.6	60.2	52.5	53.3	55.0	57.6	49.4	50.2	51.9	54.5	46.5	47.3	49.0	51.6
	S/T	0.73	0.65	0.52	0.4	0.74	0.66	0.53	0.4	1.00	0.69	0.55	0.4	1.00	0.70	0.57	0.4	1.00	0.73	0.59	0.5	1.00	1.00	0.64	0.5
	ΔT	25.83	23.84	20.12	16.3	25.78	23.79	20.07	16.2	26.06	24.07	20.35	16.5	25.76	23.77	20.05	16.2	25.49	23.50	19.78	15.9	26.74	24.75	21.03	17.2
	kW	3836.43	3832.94	3825.36	3,859.3	4279.78	4276.30	4268.72	4,302.6	4774.69	4771.20	4763.62	4,797.5	5310.26	5306.77	5299.19	5,333.1	5908.64	5905.15	5897.57	5,931.5	6610.68	6607.19	6599.61	6,633.5
	Amps	13.04	13.03	12.99	13.1	14.97	14.95	14.92	15.1	17.12	17.11	17.07	17.2	19.45	19.43	19.40	19.5	22.05	22.04	22.00	22.1	25.10	25.09	25.05	25.2
	Hi PR	277	278	280	285.0	321	322	324	328.6	366	368	370	374.3	416	417	419	423.6	469	470	472	476.7	525	527	529	533.3
	Lo PR	122	123	126	131.6	129	131	134	139.0	136	137	140	145.5	141	143	146	151.0	147	148	151	156.4	153	155	158	163.1
	1700	57.8	58.6	60.3	62.9	57.2	58.0	59.8	62.4	55.8	56.6	58.3	60.9	53.2	54.0	55.7	58.3	50.1	50.9	52.6	55.2	47.2	48.0	49.7	52.3
	S/T	0.78	0.71	0.58	0.4	0.79	0.72	0.58	0.4	1.00	0.74	0.61	0.5	1.00	0.76	0.63	0.5	1.00	0.78	0.65	0.5	1.00	1.00	0.70	0.6
	ΔT	24.71	22.72	19.00	15.1	24.65	22.66	18.94	15.1	24.93	22.94	19.22	15.4	24.63	22.64	18.92	15.1	24.37	22.37	18.66	14.8	25.61	23.62	19.90	16.1
kW	3857.93	3854.45	3846.87	3,880.8	4301.29	4297.80	4290.22	4,324.1	4796.19	4792.70	4785.12	4,819.0	5331.76	5328.27	5320.69	5,354.6	5930.14	5926.66	5919.08	5,953.0	6632.18	6628.69	6621.11	6,655.0	
Amps	13.13	13.12	13.09	13.2	15.06	15.05	15.01	15.2	17.21	17.20	17.17	17.3	19.54	19.53	19.49	19.6	22.14	22.13	22.10	22.2	25.20	25.18	25.15	25.3	
Hi PR	279	280	282	287.2	323	324	326	330.8	369	370	372	376.6	418	419	421	425.8	471	472	474	478.9	528	529	531	535.5	
Lo PR	124	125	128	133.3	131	132	136	140.7	137	139	142	147.2	143	144	148	152.7	148	150	153	158.1	155	157	160	164.8	
1900	58.6	59.4	61.1	63.7	58.1	58.9	60.6	63.2	56.6	57.4	59.1	61.7	54.0	54.8	56.5	59.1	50.9	51.7	53.4	56.0	48.1	48.9	50.6	53.2	
S/T	0.82	0.74	0.61	0.5	0.82	0.75	0.61	0.5	1.00	0.77	0.64	0.5	1.00	0.79	0.66	0.5	1.00	0.81	0.68	0.5	1.00	1.00	0.73	0.6	
ΔT	23.75	21.76	18.04	14.2	23.70	21.70	17.99	14.1	23.98	21.98	18.27	14.4	23.67	21.68	17.97	14.1	23.41	21.42	17.70	13.8	24.66	22.66	18.95	15.1	
kW	3876.16	3872.67	3865.09	3,899.0	4319.51	4316.02	4308.44	4,342.4	4814.41	4810.93	4803.35	4,837.3	5349.98	5346.49	5338.91	5,372.8	5948.37	5944.88	5937.30	5,971.2	6650.40	6646.91	6639.33	6,673.2	
Amps	13.21	13.20	13.17	13.3	15.14	15.13	15.09	15.2	17.29	17.28	17.24	17.4	19.62	19.61	19.57	19.7	22.22	22.21	22.18	22.3	25.28	25.26	25.23	25.4	
Hi PR	281	283	284	289.3	325	326	328	333.0	371	372	374	378.7	420	421	423	427.9	473	474	476	481.0	530	531	533	537.7	
Lo PR	125	127	130	135.2	133	134	137	142.6	139	141	144	149.1	145	146	149	154.6	150	152	155	159.9	157	158	162	166.7	

IDB: Entering Indoor Dry Bulb Temperature
 High and low pressures are measured at the liquid and suction access fittings.
 Shaded area reflects ACCA (TVA) conditions.
 Amps: Unit amps (comp.+ evaporator + condenser fan motors)
 kW = Total system power

IDB	AIRFLOW	OUTDOOR AMBIENT TEMPERATURE												105												115											
		65						75						85						95						105						115					
		59	63	67	71	75	79	59	63	67	71	75	79	59	63	67	71	75	79	59	63	67	71	75	79	59	63	67	71	75	79	59	63	67	71	75	79
80	MBh	57.3	58.1	59.8	62.4	56.8	57.6	59.3	61.9	55.3	56.1	57.9	60.5	52.8	53.6	55.3	57.9	49.7	50.5	52.2	54.8	46.8	47.6	49.3	51.9												
	S/T	0.85	0.78	0.64	0.5	1.00	0.78	0.65	0.5	1.00	0.81	0.68	0.5	1.00	0.83	0.69	0.6	1.00	1.00	0.72	0.6	1.00	1.00	0.77	0.6												
	ΔT	30.24	28.25	24.53	20.7	30.19	28.19	24.48	20.6	30.47	28.47	24.76	20.9	30.16	28.17	24.46	20.6	29.90	27.91	24.19	20.3	31.15	29.15	25.44	21.6												
	kW	3838.76	3835.28	3827.70	3,861.6	4282.12	4278.63	4271.05	4,305.0	4777.02	4773.53	4765.95	4,799.9	5312.59	5309.10	5301.52	5,335.4	5910.97	5907.49	5899.91	5,933.8	6613.01	6609.52	6601.94	6,635.9												
	Amps	13.05	13.04	13.00	13.2	14.98	14.96	14.93	15.1	17.13	17.12	17.08	17.2	19.46	19.44	19.41	19.6	22.06	22.05	22.01	22.2	25.11	25.10	25.06	25.2												
	Hi-PR	278	279	281	285.5	321	322	324	329.1	367	368	370	374.9	416	417	419	424.1	469	470	472	477.2	526	527	529	533.8												
Lo-PR	122	124	127	132.2	130	131	134	139.6	136	138	141	146.1	142	143	146	151.6	147	149	152	156.9	154	155	158	163.7													
1500	MBh	58.1	58.9	60.6	63.2	57.5	58.3	60.0	62.6	56.1	56.9	58.6	61.2	53.5	54.3	56.0	58.6	50.4	51.2	52.9	55.5	47.5	48.3	50.0	52.6												
	S/T	1.00	0.83	0.70	0.6	1.00	0.84	0.71	0.6	1.00	0.86	0.73	0.6	1.00	0.88	0.75	0.6	1.00	1.00	0.77	0.6	1.00	1.00	0.82	0.7												
	ΔT	29.11	27.12	23.41	19.6	29.06	27.07	23.35	19.5	29.34	27.35	23.63	19.8	29.04	27.05	23.33	19.5	28.77	26.78	23.06	19.2	30.02	28.03	24.31	20.5												
	kW	3860.27	3856.78	3849.20	3,883.1	4303.62	4300.13	4292.55	4,326.5	4798.52	4795.04	4787.45	4,821.4	5334.09	5330.60	5323.02	5,356.9	5932.48	5928.99	5921.41	5,955.3	6634.51	6631.02	6623.44	6,657.4												
	Amps	13.14	13.13	13.10	13.2	15.07	15.06	15.02	15.2	17.22	17.21	17.18	17.3	19.55	19.54	19.50	19.7	22.15	22.14	22.11	22.3	25.21	25.19	25.16	25.3												
	Hi-PR	280	281	283	287.7	323	325	327	331.3	369	370	372	377.1	418	420	421	426.3	471	473	475	479.4	528	529	531	536.0												
Lo-PR	124	126	129	133.9	131	133	136	141.3	138	139	143	147.8	143	145	148	153.2	149	150	153	158.6	156	157	160	165.4													
1700	MBh	58.9	59.7	61.4	64.0	58.4	59.2	60.9	63.5	56.9	57.7	59.4	62.0	54.3	55.1	56.8	59.4	51.2	52.0	53.7	56.3	48.4	49.2	50.9	53.5												
	S/T	1.00	0.87	0.73	0.6	1.00	0.87	0.74	0.6	1.00	0.90	0.76	0.6	1.00	0.92	0.78	0.6	1.00	1.00	0.80	0.7	1.00	1.00	0.85	0.7												
	ΔT	28.16	26.17	22.45	18.6	28.10	26.11	22.39	18.5	28.38	26.39	22.67	18.8	28.08	26.09	22.37	18.5	27.82	25.83	22.11	18.3	29.06	27.07	23.35	19.5												
	kW	3878.49	3875.00	3867.42	3,901.3	4321.84	4318.36	4310.77	4,344.7	4816.75	4813.26	4805.68	4,839.6	5352.31	5348.83	5341.25	5,375.2	5950.70	5947.21	5939.63	5,973.5	6652.73	6649.25	6641.67	6,675.6												
	Amps	13.22	13.21	13.18	13.3	15.15	15.14	15.10	15.3	17.30	17.29	17.25	17.4	19.63	19.62	19.58	19.7	22.23	22.22	22.19	22.3	25.29	25.27	25.24	25.4												
	Hi-PR	282	283	285	289.8	326	327	329	333.5	371	372	374	379.2	420	422	424	428.4	474	475	477	481.5	530	531	533	538.2												
Lo-PR	126	127	131	135.7	133	135	138	143.1	140	141	144	149.6	145	147	150	155.1	151	152	155	160.5	157	159	162	167.2													

1500	MBh	58.3	59.1	60.8	63.4	57.8	58.6	60.3	62.9	56.3	57.1	58.8	61.4	53.7	54.5	56.3	58.9	50.6	51.4	53.1	55.7	47.8	48.6	50.3	52.9
	S/T	1.00	0.88	0.74	0.6	1.00	0.88	0.75	0.6	1.00	0.90	0.78	0.6	1.00	0.92	0.79	0.7	1.00	1.00	0.82	0.7	1.00	1.00	0.85	0.7
	ΔT	34.15	32.16	28.44	24.6	34.09	32.10	28.39	24.5	34.37	32.38	28.67	24.8	34.07	32.08	28.37	24.5	33.81	31.82	28.10	24.2	35.06	33.06	29.35	25.5
	kW	3847.25	3843.76	3836.18	3,870.1	4290.60	4287.11	4279.53	4,313.4	4785.50	4782.01	4774.43	4,808.3	5321.07	5317.58	5310.00	5,343.9	5919.46	5915.97	5908.39	5,942.3	6621.49	6618.00	6610.42	6,644.3
	Amps	13.09	13.07	13.04	13.2	15.02	15.00	14.97	15.1	17.17	17.15	17.12	17.3	19.50	19.48	19.45	19.6	22.10	22.08	22.05	22.2	25.15	25.13	25.10	25.2
	Hi-PR	279	280	282	286.8	322	324	326	330.4	368	369	371	376.2	417	419	421	425.4	471	472	474	478.5	527	528	530	535.1
Lo-PR	124	126	129	134.0	132	133	136	141.4	138	140	143	147.9	144	145	148	153.4	149	150	154	158.8	156	157	160	165.5	
1700	MBh	59.0	59.8	61.5	64.1	58.5	59.3	61.0	63.6	57.0	57.8	59.5	62.1	54.5	55.3	57.0	59.6	51.3	52.1	53.8	56.4	48.5	49.3	51.0	53.6
	S/T	1.00	0.93	0.80	0.7	1.00	0.94	0.81	0.7	1.00	0.96	0.83	0.7	1.00	0.98	0.85	0.7	1.00	1.00	0.87	0.7	1.00	1.00	0.88	0.8
	ΔT	33.02	31.03	27.31	23.5	32.97	30.98	27.26	23.4	33.25	31.26	27.54	23.7	32.95	30.96	27.24	23.4	32.68	30.69	26.97	23.1	33.93	31.94	28.22	24.4
	kW	3868.97	3865.26	3857.68	3,891.6	4312.10	4308.61	4301.03	4,334.9	4807.00	4803.52	4795.94	4,829.9	5342.57	5339.08	5331.50	5,365.4	5940.96	5937.47	5929.89	5,963.8	6642.99	6639.51	6631.92	6,665.8
	Amps	13.18	13.17	13.13	13.3	15.11	15.09	15.06	15.2	17.26	17.25	17.21	17.4	19.59	19.57	19.54	19.7	22.19	22.18	22.14	22.3	25.24	25.23	25.20	25.3
	Hi-PR	281	282	284	289.0	325	326	328	332.6	370	372	374	378.4	420	421	423	427.6	473	474	476	480.7	529	531	533	537.3
Lo-PR	126	127	131	135.7	133	135	138	143.1	140	141	144	149.6	145	147	150	155.1	151	152	155	160.4	157	159	162	167.2	
1900	MBh	59.9	60.7	62.4	65.0	59.3	60.1	61.8	64.4	57.9	58.7	60.4	63.0	55.3	56.1	57.8	60.4	52.2	53.0	54.7	57.3	49.3	50.1	51.8	54.4
	S/T	1.00	0.96	0.83	0.7	1.00	0.96	0.84	0.7	1.00	0.98	0.86	0.7	1.00	1.00	0.88	0.7	1.00	1.00	0.90	0.8	1.00	1.00	0.90	0.8
	ΔT	32.07	30.08	26.36	22.5	32.01	30.02	26.30	22.5	32.29	30.30	26.58	22.7	31.99	30.00	26.28	22.4	31.73	29.74	26.02	22.2	32.97	30.98	27.26	23.4
	kW	3886.97	3883.48	3875.90	3,909.8	4330.32	4326.84	4319.26	4,353.2	4825.23	4821.74	4814.16	4,848.1	5360.79	5357.31	5349.73	5,383.6	5959.18	5955.69	5948.11	5,982.0	6661.22	6657.73	6650.15	6,684.1
	Amps	13.26	13.25	13.21	13.4	15.19	15.17	15.14	15.3	17.34	17.32	17.29	17.4	19.67	19.65	19.62	19.8	22.27	22.26	22.22	22.4	25.32	25.31	25.27	25.4
	Hi-PR	283	284	286	291.1	327	328	330	334.8	373	374	376	380.5	422	423	425	429.7	475	476	478	482.8	532	533	535	539.5
Lo-PR	128	129	132	137.5	135	137	140	145.0	142	143	146	151.4	147	149	152	156.9	153	154	157	162.3	159	161	164	169.0	

IDB: Entering Indoor Dry Bulb Temperature
 High and low pressures are measured at the liquid and suction access fittings.
 Shaded area reflects AHRI (TVA) conditions.
 Amps: Unit amps (comp.+ evaporator + condenser fan motors)
 kW = Total system power

AIRFLOW DATA

AP(G/U)M32404031 - RISE RANGE: 25° - 55°

E.S.P.	T1 HEATING SPEED			T2 HEATING SPEED			T3 HEATING SPEED			T4 COOLING SPEED		T5 COOLING SPEED	
	CFM	WATTS	RISE	CFM	WATTS	RISE	CFM	WATTS	RISE	CFM	WATTS	CFM	WATTS
0.1	695	62	44	820	93	37	1,050	167	29	995	144	1,119	208
0.2	650	71	47	785	100	39	1,010	180	30	948	152	1,110	216
0.3	605	77	51	745	108	41	970	186	32	903	159	1,083	222
0.4	565	89	54	700	117	44	935	192	33	860	166	1,052	229
0.5	480	99	X	665	127	46	890	203	35	813	174	1,017	237
0.6	415	106	X	575	138	53	850	208	36	763	181	979	243
0.7	365	110	X	510	146	X	815	216	38	706	188	934	250
0.8	320	119	X	455	155	X	755	222	41	651	195	879	259

AP(G/U)M32406031 - RISE RANGE: 30° - 60°

E.S.P.	T1 HEATING SPEED			T2 HEATING SPEED			T3 HEATING SPEED			T4 COOLING SPEED		T5 COOLING SPEED	
	CFM	WATTS	RISE	CFM	WATTS	RISE	CFM	WATTS	RISE	CFM	WATTS	CFM	WATTS
0.1	695	62	X	820	93	56	1,050	167	44	995	144	1,119	208
0.2	650	71	X	785	100	59	1,010	180	46	948	152	1,110	216
0.3	605	77	X	745	108	X	970	186	48	903	159	1,083	222
0.4	565	89	X	700	117	X	935	192	49	860	166	1,052	229
0.5	480	99	X	665	127	X	890	203	52	813	174	1,017	237
0.6	415	106	X	575	138	X	850	208	54	763	181	979	243
0.7	365	110	X	510	146	X	815	216	57	706	188	934	250
0.8	320	119	X	455	155	X	755	222	X	651	195	879	259

AP(G/U)M33004031 - RISE RANGE: 25° - 55°

E.S.P.	T1 HEATING SPEED			T2 HEATING SPEED			T3 HEATING SPEED			T4 COOLING SPEED		T5 COOLING SPEED	
	CFM	WATTS	RISE	CFM	WATTS	RISE	CFM	WATTS	RISE	CFM	WATTS	CFM	WATTS
0.1	680	61	45	840	103	37	1,035	174	30	1,184	223	1,225	276
0.2	640	72	48	795	109	39	995	184	31	1,141	233	1,185	275
0.3	605	80	51	750	117	41	960	192	32	1,102	241	1,150	289
0.4	555	89	X	710	126	43	925	205	33	1,061	249	1,115	296
0.5	490	93	X	660	132	47	875	200	35	1,023	256	1,085	303
0.6	455	107	X	615	138	50	840	217	37	982	264	1,045	312
0.7	395	109	X	570	150	54	795	222	39	942	272	1,000	315
0.8	350	119	X	515	157	X	755	226	41	897	279	960	320

AP(G/U)M33006031 - RISE RANGE: 30° - 60°

E.S.P.	T1 HEATING SPEED			T2 HEATING SPEED			T3 HEATING SPEED			T4 COOLING SPEED		T5 COOLING SPEED	
	CFM	WATTS	RISE	CFM	WATTS	RISE	CFM	WATTS	RISE	CFM	WATTS	CFM	WATTS
0.1	680	61	X	840	103	55	1,035	174	45	1,184	223	1,225	276
0.2	640	72	X	795	109	58	995	184	46	1,141	233	1,185	275
0.3	605	80	X	750	117	X	960	192	48	1,102	241	1,150	289
0.4	555	89	X	710	126	X	925	205	50	1,061	249	1,115	296
0.5	490	93	X	660	132	X	875	200	53	1,023	256	1,085	303
0.6	455	107	X	615	138	X	840	217	55	982	264	1,045	312
0.7	395	109	X	570	150	X	795	222	58	942	272	1,000	315
0.8	350	119	X	515	157	X	755	226	X	897	279	960	320

AP(G/U)M33604031 - Rise Range: 25° - 55°

E.S.P.	T1 HEATING SPEED			T2 HEATING SPEED			T3 HEATING SPEED			T4 COOLING SPEED		T5 COOLING SPEED	
	CFM	WATTS	RISE	CFM	WATTS	RISE	CFM	WATTS	RISE	CFM	WATTS	CFM	WATTS
0.1	745	76	41	1,115	206	28	1,265	285	X	1,367	324	1,440	426
0.2	690	84	45	1,075	215	29	1,230	290	X	1,324	333	1,390	428
0.3	635	91	48	1,030	221	30	1,175	300	26	1,279	341	1,365	440
0.4	570	98	54	985	233	31	1,140	303	27	1,233	349	1,335	440
0.5	505	107	X	940	234	33	1,100	311	28	1,182	357	1,295	456
0.6	450	115	X	895	242	34	1,055	319	29	1,127	366	1,255	456
0.7	395	118	X	845	248	36	1,010	326	30	1,074	373	1,220	465
0.8	345	126	X	785	252	39	960	335	32	1,024	381	1,180	468

AP(G/U)M33606031 - Rise Range: 30° - 60°

E.S.P.	T1 HEATING SPEED			T2 HEATING SPEED			T3 HEATING SPEED			T4 COOLING SPEED		T5 COOLING SPEED	
	CFM	WATTS	RISE	CFM	WATTS	RISE	CFM	WATTS	RISE	CFM	WATTS	CFM	WATTS
0.1	745	76	X	1,115	206	41	1,265	285	36	1,367	324	1,440	426
0.2	690	84	X	1,075	215	43	1,230	290	37	1,324	333	1,390	428
0.3	635	91	X	1,030	221	45	1,175	300	39	1,279	341	1,365	440
0.4	570	98	X	985	233	47	1,140	303	40	1,233	349	1,335	440
0.5	505	107	X	940	234	49	1,100	311	42	1,182	357	1,295	456
0.6	450	115	X	895	242	52	1,055	319	44	1,127	366	1,255	456
0.7	395	118	X	845	248	55	1,010	326	46	1,074	373	1,220	465
0.8	345	126	X	785	252	59	960	335	48	1,024	381	1,180	468

AP(G/U)M33608031 - Rise Range: 30° - 60°

E.S.P.	T1 HEATING SPEED			T2 HEATING SPEED			T3 HEATING SPEED			T4 COOLING SPEED		T5 COOLING SPEED	
	CFM	WATTS	RISE	CFM	WATTS	RISE	CFM	WATTS	RISE	CFM	WATTS	CFM	WATTS
0.1	745	76	X	1,115	206	55	1,265	285	49	1,367	324	1,440	426
0.2	690	84	X	1,075	215	57	1,230	290	50	1,324	333	1,390	428
0.3	635	91	X	1,030	221	60	1,175	300	52	1,279	341	1,365	440
0.4	570	98	X	985	233	X	1,140	303	54	1,233	349	1,335	440
0.5	505	107	X	940	234	X	1,100	311	56	1,182	357	1,295	456
0.6	450	115	X	895	242	X	1,055	319	58	1,127	366	1,255	456
0.7	395	118	X	845	248	X	1,010	326	X	1,074	373	1,220	465
0.8	345	126	X	785	252	X	960	335	X	1,024	381	1,180	468

AP(G/U)M34206031 - Rise Range: 30° - 60°

E.S.P.	T1 HEATING SPEED			T2 HEATING SPEED			T3 HEATING SPEED			T4 COOLING SPEED		T5 COOLING SPEED	
	CFM	WATTS	RISE	CFM	WATTS	RISE	CFM	WATTS	RISE	CFM	WATTS	CFM	WATTS
0.1	1,055	156	44	1,380	298	33	1,415	327	33	1,545	405	1,637	444
0.2	1,000	166	46	1,320	312	35	1,360	335	34	1,483	415	1,593	454
0.3	940	173	49	1,270	318	36	1,305	343	35	1,430	424	1,541	459
0.4	880	181	52	1,220	327	38	1,260	353	37	1,381	435	1,497	473
0.5	825	189	56	1,160	336	40	1,200	359	38	1,323	443	1,450	478
0.6	760	204	X	1,115	342	41	1,150	371	40	1,272	453	1,407	485
0.7	705	207	X	1,060	347	44	1,110	375	42	1,213	462	1,357	493
0.8	625	210	X	1,000	361	46	1,060	381	44	1,144	469	1,304	502

AIRFLOW DATA (CONT.)

AP(G/U)M34208031 - RISE RANGE: 30° - 60°

E.S.P.	T1 HEATING SPEED			T2 HEATING SPEED			T3 HEATING SPEED			T4 COOLING SPEED		T5 COOLING SPEED	
	CFM	WATTS	RISE	CFM	WATTS	RISE	CFM	WATTS	RISE	CFM	WATTS	CFM	WATTS
0.1	1,055	156	58	1,380	298	45	1,415	327	43	1,545	405	1,637	444
0.2	1,000	166	X	1,320	312	47	1,360	335	45	1,483	415	1,593	454
0.3	940	173	X	1,270	318	48	1,305	343	47	1,430	424	1,541	459
0.4	880	181	X	1,220	327	50	1,260	353	49	1,381	435	1,497	473
0.5	825	189	X	1,160	336	53	1,200	359	51	1,323	443	1,450	478
0.6	760	204	X	1,115	342	55	1,150	371	53	1,272	453	1,407	485
0.7	705	207	X	1,060	347	58	1,110	375	55	1,213	462	1,357	493
0.8	625	210	X	1,000	361	X	1,060	381	58	1,144	469	1,304	502

AP(G/U)M34806031 - RISE RANGE: 30° - 60°

E.S.P.	T1 HEATING SPEED			T2 HEATING SPEED			T3 HEATING SPEED			T4 COOLING SPEED		T5 COOLING SPEED	
	CFM	WATTS	RISE	CFM	WATTS	RISE	CFM	WATTS	RISE	CFM	WATTS	CFM	WATTS
0.1	1,055	156	44	1,380	298	33	1,415	327	33	1,769	651	1,780	647
0.2	1,000	166	46	1,320	312	35	1,360	335	34	1,726	664	1,740	658
0.3	940	173	49	1,270	318	36	1,305	343	35	1,683	672	1,695	661
0.4	880	181	52	1,220	327	38	1,260	353	37	1,637	678	1,640	679
0.5	825	189	56	1,160	336	40	1,200	359	38	1,590	684	1,595	675
0.6	760	204	X	1,115	342	41	1,150	371	40	1,545	689	1,550	693
0.7	705	207	X	1,060	347	44	1,110	375	42	1,499	695	1,505	690
0.8	625	210	X	1,000	361	46	1,060	381	44	1,454	701	1,465	696

AP(G/U)M34808031 - RISE RANGE: 30° - 60°

E.S.P.	T1 HEATING SPEED			T2 HEATING SPEED			T3 HEATING SPEED			T4 COOLING SPEED		T5 COOLING SPEED	
	CFM	WATTS	RISE	CFM	WATTS	RISE	CFM	WATTS	RISE	CFM	WATTS	CFM	WATTS
0.1	1,055	156	58	1,380	298	45	1,415	327	43	1,769	651	1,780	647
0.2	1,000	166	X	1,320	312	47	1,360	335	45	1,726	664	1,740	658
0.3	940	173	X	1,270	318	48	1,305	343	47	1,683	672	1,695	661
0.4	880	181	X	1,220	327	50	1,260	353	49	1,637	678	1,640	679
0.5	825	189	X	1,160	336	53	1,200	359	51	1,590	684	1,595	675
0.6	760	204	X	1,115	342	55	1,150	371	53	1,545	689	1,550	693
0.7	705	207	X	1,060	347	58	1,110	375	55	1,499	695	1,505	690
0.8	625	210	X	1,000	361	X	1,060	381	58	1,454	701	1,465	696

AP(G/U)M34810031 - RISE RANGE: 35° - 65°

E.S.P.	T1 HEATING SPEED			T2 HEATING SPEED			T3 HEATING SPEED			T4 COOLING SPEED		T5 COOLING SPEED	
	CFM	WATTS	RISE	CFM	WATTS	RISE	CFM	WATTS	RISE	CFM	WATTS	CFM	WATTS
0.1	1,055	156	X	1,380	298	56	1,570	327	49	1,769	651	1,780	647
0.2	1,000	166	X	1,320	312	58	1,520	335	51	1,726	664	1,740	658
0.3	940	173	X	1,270	318	61	1,480	343	52	1,683	672	1,695	661
0.4	880	181	X	1,220	327	63	1,425	353	54	1,637	678	1,640	679
0.5	825	189	X	1,160	336	X	1,380	359	56	1,590	684	1,595	675
0.6	760	204	X	1,115	342	X	1,335	371	58	1,545	689	1,550	693
0.7	705	207	X	1,060	347	X	1,285	375	60	1,499	695	1,505	690
0.8	625	210	X	1,000	361	X	1,235	381	62	1,454	701	1,465	696

AP(G/U)M36008031 - RISE RANGE: 30° - 60°

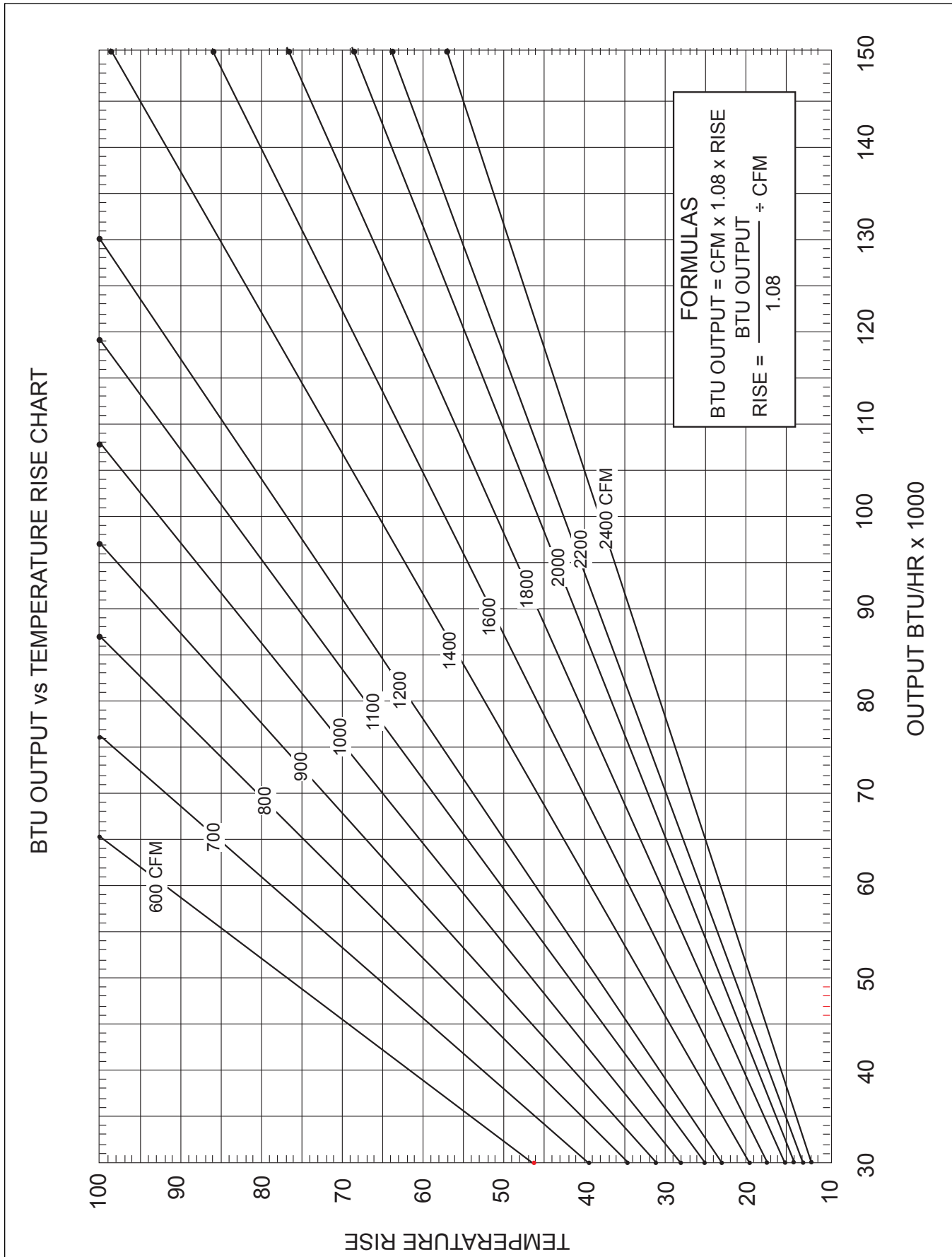
ESP	T1 LOW-STAGE HEATING SPEED			T2 HIGH-STAGE HEATING SPEED			T3 LOW-STAGE COOLING SPEED		T4 HIGH-STAGE COOLING SPEED		T5 HIGH STATIC COOLING SPEED	
	CFM	WATTS	RISE	CFM	WATTS	RISE	CFM	WATTS	CFM	WATTS	CFM	WATTS
0.1	1,285	252	36	1,370	297	45	1,416	294	2,047	779	2,107	831
0.2	1,235	259	37	1,330	304	46	1,354	303	1,992	786	2,060	837
0.3	1,180	272	39	1,280	314	48	1,299	312	1,938	793	2,015	850
0.4	1,130	272	41	1,220	321	50	1,248	323	1,893	799	1,972	858
0.5	1,085	280	42	1,180	341	52	1,198	335	1,848	807	1,930	864
0.6	1,035	294	45	1,135	339	54	1,146	345	1,801	815	1,888	875
0.7	975	297	47	1,085	347	57	1,076	353	1,758	823	1,850	885
0.8	910	319	51	1,035	359	59	1,021	363	1,700	828	1,805	889

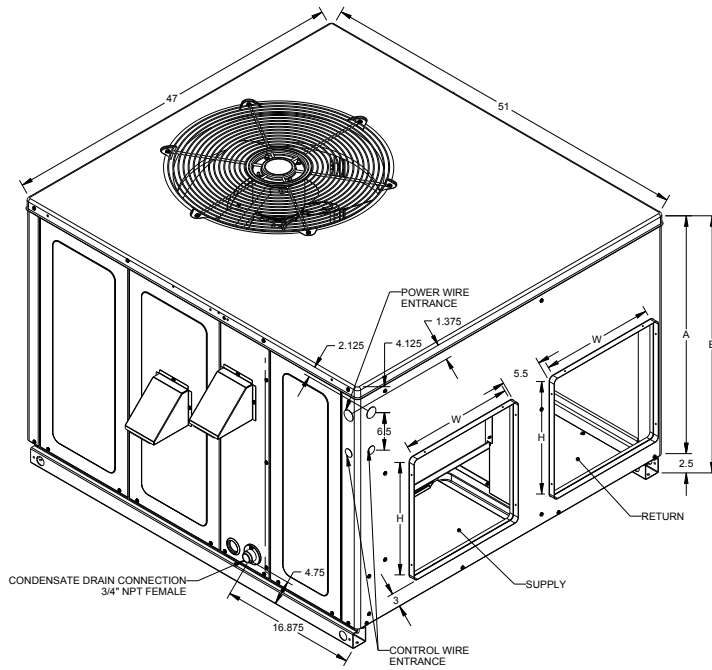
AP(G/U)M36010031 - RISE RANGE: 35° - 65°

ESP	T1 LOW-STAGE HEATING SPEED			T2 HIGH-STAGE HEATING SPEED			T3 LOW-STAGE COOLING SPEED		T4 HIGH-STAGE COOLING SPEED		T5 HIGH STATIC COOLING SPEED	
	CFM	WATTS	RISE	CFM	WATTS	RISE	CFM	WATTS	CFM	WATTS	CFM	WATTS
0.1	1,175	169	49	1,485	311	52	1,416	294	2,047	779	2,107	831
0.2	1,115	178	52	1,425	317	54	1,354	303	1,992	786	2,060	837
0.3	1,045	183	55	1,385	331	55	1,299	312	1,938	793	2,015	850
0.4	985	194	59	1,350	341	57	1,248	323	1,893	799	1,972	858
0.5	905	199	64	1,295	351	59	1,198	335	1,848	807	1,930	864
0.6	840	215	X	1,235	359	62	1,146	345	1,801	815	1,888	875
0.7	770	218	X	1,180	371	X	1,076	353	1,758	823	1,850	885
0.8	700	229	X	1,125	386	X	1,021	363	1,700	828	1,805	889

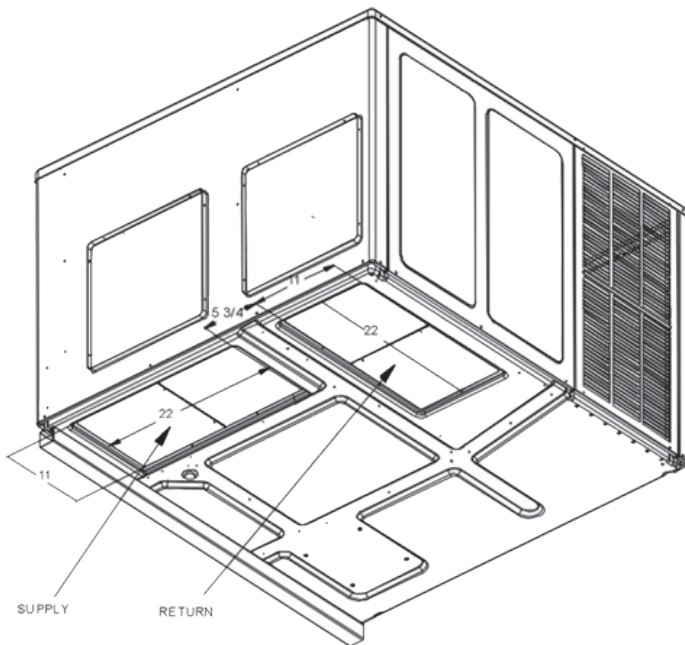
AP(G/U)M36012031 - RISE RANGE: 35° - 65°

ESP	T1 LOW-STAGE HEATING SPEED			T2 HIGH-STAGE HEATING SPEED			T3 LOW-STAGE COOLING SPEED		T4 HIGH-STAGE COOLING SPEED		T5 HIGH STATIC COOLING SPEED	
	CFM	WATTS	RISE	CFM	WATTS	RISE	CFM	WATTS	CFM	WATTS	CFM	WATTS
0.1	1,345	281	51	1,745	558	53	1,416	294	2,047	779	2,107	831
0.2	1,300	286	53	1,705	567	54	1,354	303	1,992	786	2,060	837
0.3	1,255	295	55	1,660	572	56	1,299	312	1,938	793	2,015	850
0.4	1,205	308	57	1,620	582	57	1,248	323	1,893	799	1,972	858
0.5	1,165	322	59	1,580	589	58	1,198	335	1,848	807	1,930	864
0.6	1,110	335	62	1,535	604	60	1,146	345	1,801	815	1,888	875
0.7	1,055	334	X	1,485	613	62	1,076	353	1,758	823	1,850	885
0.8	1,010	346	X	1,435	606	64	1,021	363	1,700	828	1,805	889

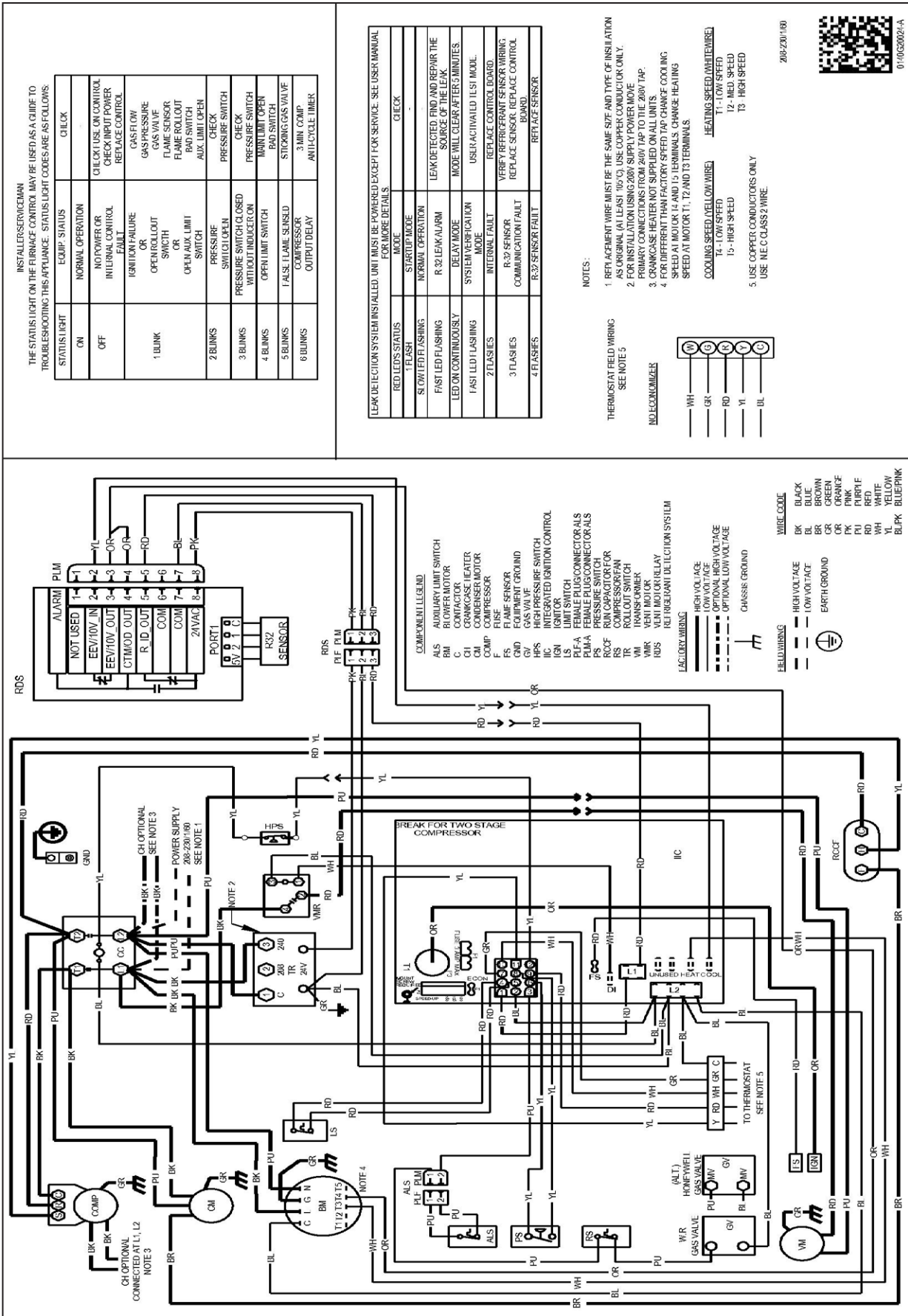




MODEL	UNIT DIMENSIONS (INCHES)				CHASSIS SIZE
			HEIGHT		
	W	D	A	B	
AP*M324***31	47	51	32	34½	Medium
AP*M330***31	47	51	32	34½	Medium
AP*M336***31	47	51	32	34½	Medium
AP*M342***31	47	51	40	42½	Large
AP*M348***31	47	51	40	42½	Large
AP*M360***31	47	51	40	42½	Large

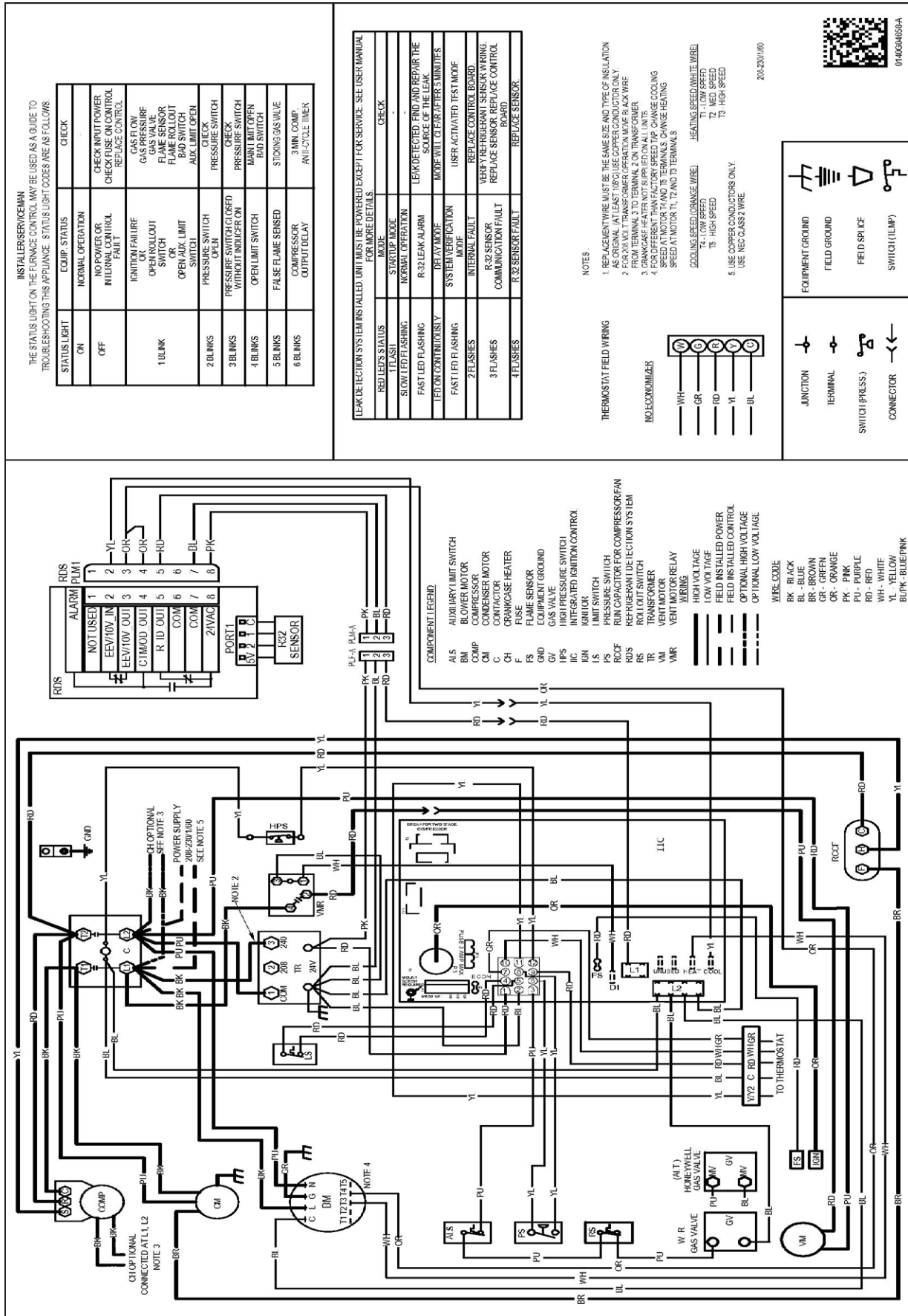


MODEL	DUCT OPENINGS			
	SUPPLY		RETURN	
	W	H	W	H
AP*M324***31	16	16	16	16
AP*M330***31	16	16	16	16
AP*M336***31	16	16	16	16
AP*M342***31	16	18	16	18
AP*M348***31	16	18	16	18
AP*M360***31	16	18	16	18



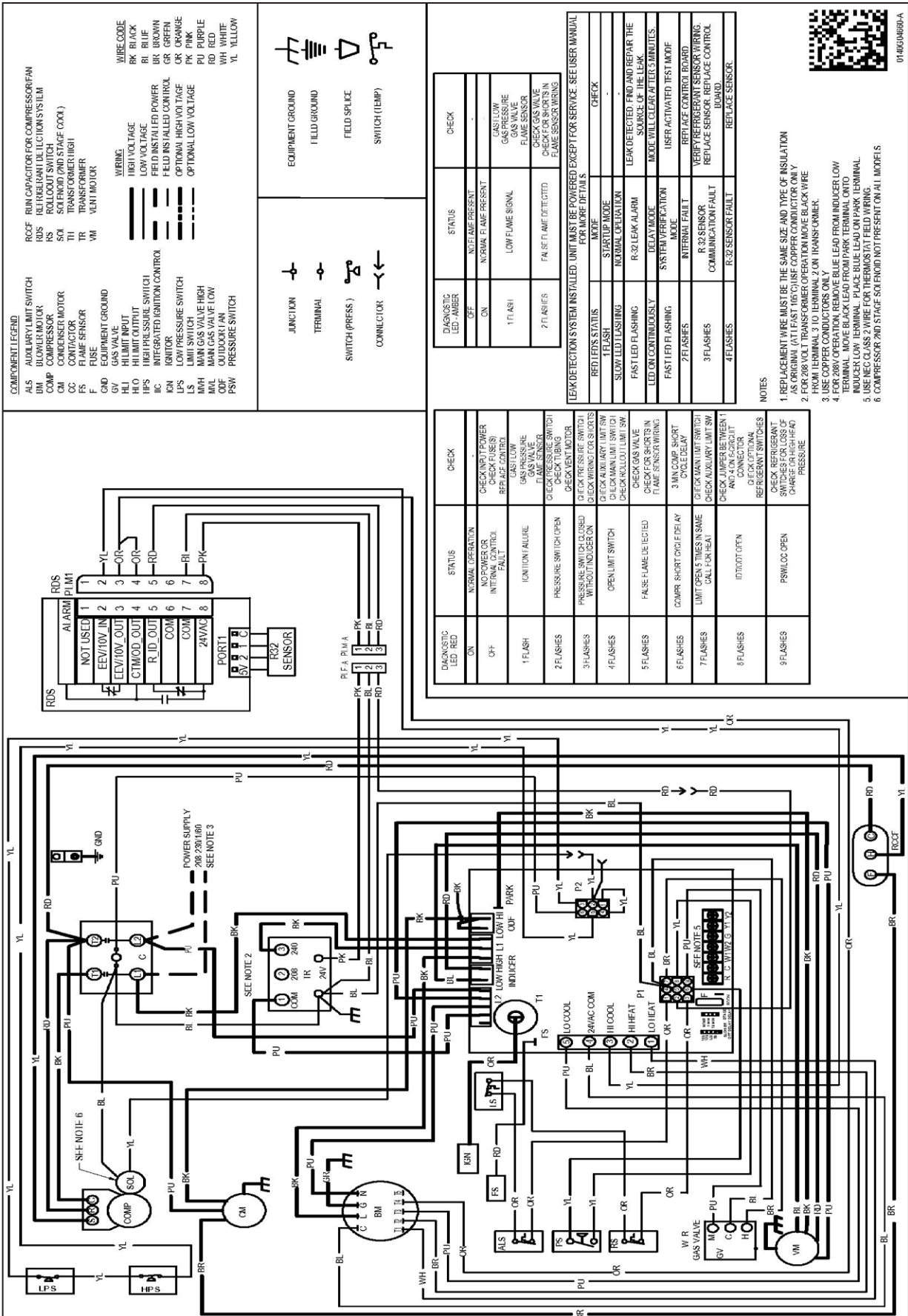
WARNING High Voltage: Disconnect all power before servicing or installing this unit. Multiple power sources may be present. Failure to do so may cause property damage, personal injury, or death.

Wiring is subject to change. Always refer to the wiring diagram on the unit for the most up-to-date wiring.



WARNING
High Voltage: Disconnect all power before servicing or installing this unit. Multiple power sources may be present. Failure to do so may cause property damage, personal injury, or death.

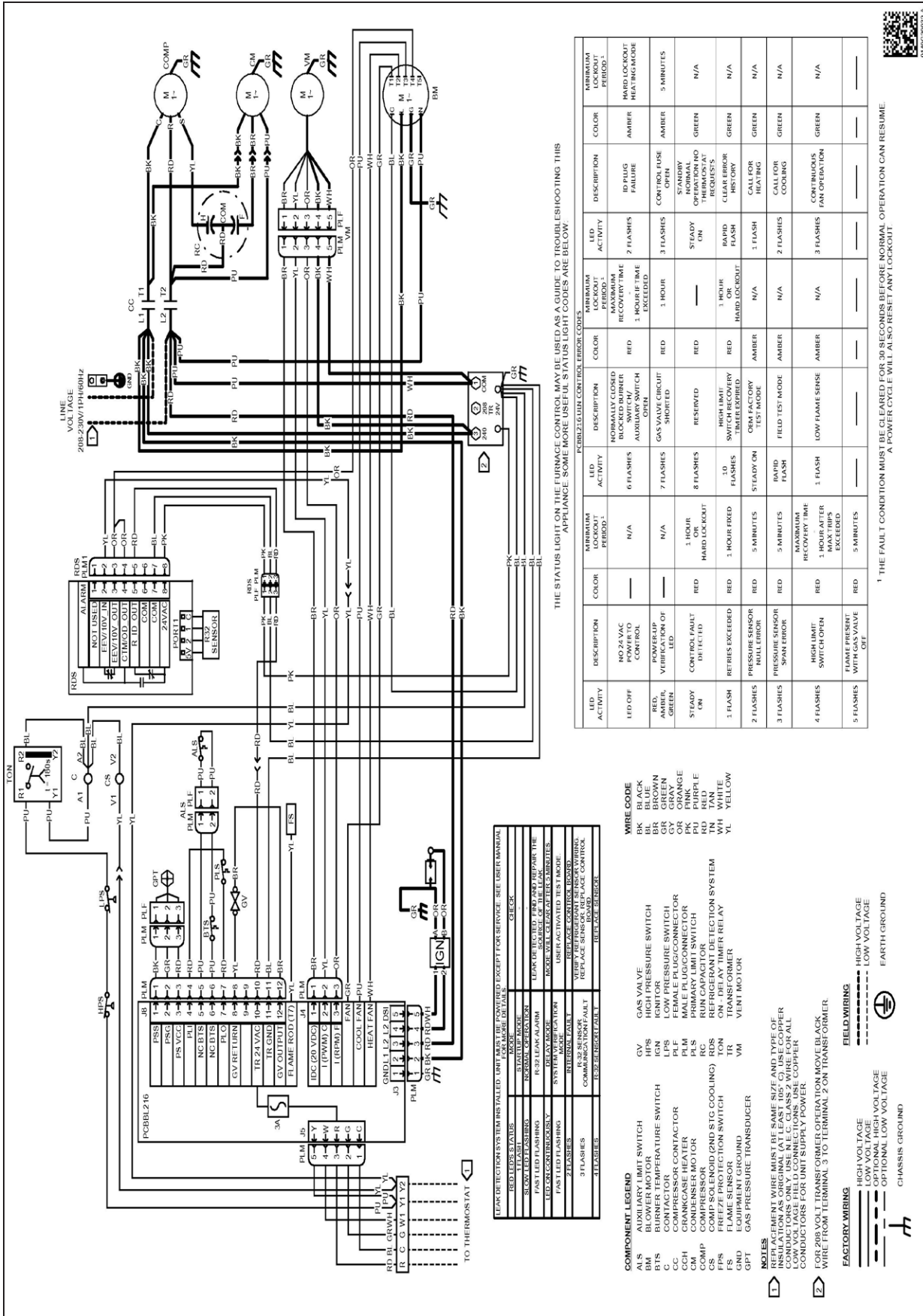
Wiring is subject to change. Always refer to the wiring diagram on the unit for the most up-to-date wiring.



WARNING

High Voltage: Disconnect all power before servicing or installing this unit. Multiple power sources may be present. Failure to do so may cause property damage, personal injury, or death.

Wiring is subject to change. Always refer to the wiring diagram on the unit for the most up-to-date wiring.



THE STATUS LIGHT ON THE FURNACE CONTROL MAY BE USED AS A GUIDE TO TROUBLESHOOTING THIS APPLIANCE. SOME MORE USEFUL STATUS LIGHT CODES ARE BELOW.

LED ACTIVITY	DESCRIPTION	COLOR	MINIMUM LOCKOUT PERIOD ¹	LED ACTIVITY	DESCRIPTION	COLOR	MINIMUM LOCKOUT PERIOD ¹
LED OFF	NO 24 VAC CONTROL	RED	N/A	6 FLASHES	NORMALLY CLOSED BURNER	RED	1 HOUR
RED AMBER	CONTROL LED	RED	N/A	7 FLASHES	AUXILIARY SWITCH OPEN	RED	1 HOUR
STEADY ON	CONTROL FAULT	RED	1 HOUR	8 FLASHES	RESERVED	RED	—
1 FLASH	RETRIES EXCEEDED	RED	1 HOUR	10 FLASHES	HIGH LIMIT SWITCH RECOVERY	RED	1 HOUR
2 FLASHES	PRESSURE SENSOR NULL ERROR	RED	5 MINUTES	STeady ON	ORF TEST MODE	AMBER	N/A
3 FLASHES	PRESSURE SENSOR SPAN ERROR	RED	5 MINUTES	RAPID FLASH	FIELD TEST MODE	AMBER	N/A
4 FLASHES	HIGH BAY SWITCH OPEN	RED	RECOVERY TIME MAX TRIPS EXCEEDED	1 FLASH	LOW FLAME SENSE	AMBER	N/A
5 FLASHES	FLAME PRESENT WITH GAS VALVE OFF	RED	5 MINUTES	—	—	—	—

¹ THE FAULT CONDITION MUST BE CLEARED FOR 30 SECONDS BEFORE NORMAL OPERATION CAN RESUME. A POWER CYCLE WILL ALSO RESET ANY LOCKOUT.

WIRE CODE
 BK BLACK
 BL BLUE
 BR BROWN
 GR GREEN
 GY GRAY
 WH WHITE
 PU PURPLE
 PK PINK
 TR TAN
 TN TAN
 WH WHITE
 YL YELLOW

COMPONENT LEGEND
 A/S AUXILIARY LIMIT SWITCH
 BM BLOWER MOTOR
 BTS BURNER TEMPERATURE SWITCH
 CC COMPRESSOR CONTACTOR
 CCH CRANKCASE HEATER
 CM CONDENSER MOTOR
 COMP COMPRESSOR
 CS COMP SOLENOID (2ND STG COOLING)
 FPS FREEZE PROTECTION SWITCH
 FS FLAME SENSOR
 GND GROUND
 GPT GAS PRESSURE TRANSDUCER
 GV GAS VALVE
 HPS HIGH PRESSURE SWITCH
 IGN IGNITOR
 IPR INFLUENCE PRESSURE RELIEF
 MFC MALE FEMALE CONNECTOR
 PLF FEMALE PLUG/CONNECTOR
 PLM MALE PLUG/CONNECTOR
 PLS PRIMARY LIMIT SWITCH
 PLS SECONDARY LIMIT SWITCH
 RDS REFRIGERANT DETECTION SYSTEM
 ON - DELAY TIMER RELAY
 TR TRANSFORMER
 VM VENT MOTOR

NOTES
 1. WIREMENT WIRE MUST BE SAME SIZE AND TYPE OF INSULATION AS ORIGINAL (AT LEAST 100°C). USE COPPER WIRE FOR ALL FIELD CONNECTIONS. USE COPPER CONDUCTORS FOR UNIT SUPPLY POWER.
 2. FOR 208VOLT TRANSFORMER OPERATION MOVE BLACK WIRE FROM TERMINAL 3 TO TERMINAL 2 ON TRANSFORMER.

FACTORY WIRING
 HIGH VOLTAGE
 LOW VOLTAGE
 OPTIONAL HIGH VOLTAGE
 OPTIONAL LOW VOLTAGE
 CHASSIS GROUND

Wiring is subject to change. Always refer to the wiring diagram on the unit for the most up-to-date wiring.

WARNING
 High Voltage: Disconnect all power before servicing or installing this unit. Multiple power sources may be present. Failure to do so may cause property damage, personal injury, or death.

ACCESSORY DESCRIPTION	ITEM NUMBER	
	MEDIUM CHASSIS	LARGE CHASSIS
Concentric Kit	CDK36	CDK4872
Downflow Economizer	PGEDJ101/102	PGEDJ103
Downflow Internal Filter Rack (with economizer)	DDNIFRPGMM	N/A (built into economizer)
Downflow Internal Filter Rack (no economizer)	DDNIFRPGA	DDNIFRPGA
Downflow Manual Damper	PGMDD101/102	PGMDD103
Downflow Motorized Damper	PGMDMD101/102	PGMDMD103
Downflow Square to Round	SQRPG101/102	SQRPG103
Economizer Wiring Harness (2-4 Tons)	0259G00214	0259G00214
Economizer Wiring Harness (5 Tons)	N/A	0259L00412
External Horizontal Filter Rack	DPHFRA	DPHFRA
High-Altitude Kit	HA-03	HA-03
Horizontal Duct Cover	20464501PDGK	20464502PDGK
Horizontal Economizer	DHZECNJP GCHM	DHZECNJP GCHL
Horizontal Manual Damper	PGMDH102	PGMDH103
Horizontal Motorized Damper	PGMDMH102	PGMDMH103
Horizontal Square to Round	SQRPGH101/102	SQRPGH103
Internal Horizontal Filter Rack	DHZIFRPGCHA	DHZIFRPGCHA
LP Conversion Kit (Single-Stage Models)	LPM-07	LPM-07
LP Conversion Kit (Two-Stage Models)	N/A	LPM-08
Outdoor Thermostat with Housing	OTDFPKG-01	OTDFPKG-01
Roof Curb	D14CRBPGCHMA	D14CRBPGCHMA

